

# Playbuoy-99

PONTOON BOATS

FAMILY MEMORIES AWAIT...



Playbuoy  
never  
top





**MOTOR POD**

.125" thickness with integrated splash fin. 2" thick aluminum sheathed transom is fully welded—not bolted. The entire pod is supported by five crossbeams.

**BIMINI TOPS**

All bimini tops are made using 5 year warranted "Coast Guard" weather resistant fabric. Light weight, wrinkle resistant, fade resistant, won't rot, shrink, or mildew. Fabric is zippered to the top. Four floor mounted support bars for unsurpassed wind resistance.

**3/4" FLOORING**

The thickest and heaviest flooring used in the industry. This state-of-the-art, injection treated, 7-ply, marine flooring features a lifetime limited warranty.



**RISER**

Extra thick riser with flared edges provide the best possible connection to floor and tube. Back-welded for extra strength and neatness. All boats with 23" pontoons feature full length risers.

**PONTOON TUBE**

.080" thickness H5052 aircraft aluminum alloy. Multi-baffled near each weld for maximum strength and air lock. Hand-welded to rigid standards. Neatest welds in the industry. Available in standard 22", 23" and 24" diameter.



**MULTI DENSITY SEAT CUSHIONS**

The perfect comfort level is achieved by combining different densities of foam. Unlike other manufacturers, we produce our own furniture right at our plant.

**WALL SKINS**

Heavy duty wall skins feature the Silencer Strip™ on all edges for the quietest walls. Wall skins are lock stripped into the horizontal and vertical supports, then braced. The result is the most durable, quiet wall available!



**NEW BOLT WITH CLEAT**

4 stainless steel, combination mooring cleat and lifting eye assemblies.



**HEAVY DUTY RUB-RAIL**

All anodized for lasting beauty. Bolted for strength. Features "L" ridge at the base for superior strength.



**FIBERGLASS CAPTAIN'S STANDS**

Beautiful, durable fiberglass captain's stands feature European-style consoles with ergonomically placed gauges and switches.




You make the memories—Laughing with friends, A romantic sunset cruise, sharing thoughts with mom, swimming with the kids, a big hug from Grandma, fishing with Dad, driving with Grandpa...

Let us provide the Boat.

# Playbuoy Pontoons

COME DISCOVER THE QUALITY, EXCITEMENT, VALUE AND DEDICATION TO YOUR HAPPINESS THAT COMES ONLY WITH A PLAYBUOY PONTOON BOAT.



### ALUMINUM SEAT FRAMES AND KICK PANELS

Clearly superior. **Lifetime Warranty.** Aluminum seat frames won't rot like wood. Won't crack or hold water like plastic. Extra large compartments provide the largest under seat storage.



**COLOR COORDINATED DELUXE GRAPHICS AND SOFT TOP**

### SEAT FABRIC

The strongest and easiest to clean. Super-Life™ Vinyl has a 12 mil top layer with a 30 oz. overall weight. Treated with UV inhibitor and Bioguard to resist fade and mildew. Three year limited warranty.

### WALL RAILING

The best in the business! 1.25" across and .090" thickness horizontal and vertical rails. Playbuoy features more vertical support rails than any other. All rails are completely anodized for lasting beauty and corrosion prevention.



### CARPET

Heavy duty 24 oz. designer diamond textured carpet is UV protected. Three year limited warranty. Unlike some others, the carpet is run the full length and width of the boat and attached on 100% of the surface.



Ask your dealer about Mercury, Mariner and Force Outboard packages with your boat and trailer.

### BOW RAILS

All pleasure models now feature 1.25" heavy duty bow rails.

### U-BAR

Exclusive double U-Bar construction .25" thick U-Bars are strategically placed at the very front of the deck for impact resistance and at the motor pod to eliminate motor flex.



### KEEL PROTECTION

Special welded front keel protection keeps keel from dragging trailer bunks.

### Z-BARS

.125" thick all aluminum heavy duty crossbars are bolted to the pontoons with stainless steel bolts, nuts and washers for outstanding support.



### NOSE CONE

The absolute strongest in the industry. The one-piece construction makes it virtually impossible to break off a splash fin. The double wrapped leading edge provides maximum impact protection. The entire cone is tapered and inserted in the tube for even more strength.





NEW! Marquise 27' x 8.5'


The Absolute Marquise! —  
The dazzling futuristic design of the  
Playbuoy Marquise 27' x 8.5' offers the most distinguished  
appearance, the absolute best quality and the most luxurious comfort

of any Pontoon Craft. Revel in the expanded interior of the  
Marquise 27'. Feel the richness of designer diamond carpet.

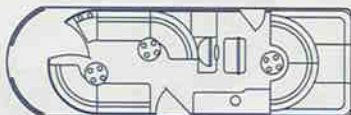
Immerse yourself in the sumptuous comfort of its furniture. Enjoy  
the multitude of standard amenities including a galley, AM/FM high  
power CD player with 4 speakers, in dash digital depth sounder,  
ladder and much more! Those who will cruise the waterways in  
nothing but the best, will choose the absolute luxury liner,  
the 27' Marquise.



Deluxe Galley



*Marquise 27' x 8.5' features — Plush custom radius seating  
with rear conversation nook, Ornate Bolsters, Overstuffed  
Arms, Fully equipped kitchenette, and extra wide interior.*



27 ft. x 8.5 I/O, OB



27 ft. x 8.5 ft.

**27' x 8.5' SPECIAL STANDARD FEATURES**

- Plush Custom Seating with Exclusive Rear Conversation Nook
- Extra large Captain's Helm Seat
- Pop Up Privacy Station with Porta-Potty
- Deluxe Fiberglass Admiral's Helm with Woodgrain Dash featuring Full Instrumentation and Maxxima 737 AM/FM
- Remote Control CD Player w/4 Speakers
- Deluxe Galley featuring Sink with Electric Faucet Pump, "Instant on" Propane Stove, AC/DC Refrigerator, Drop in Cooler, Storage Cabinets, and Utensil Drawers
- 24" Diameter Pontoons

**SPECIAL INBOARD/OUTBOARD STANDARD FEATURES**

- 3.0 LX Mercruiser Sterndrive with Power Steering (Optional 4.3 LX Available)
- Mirage Stainless Steel Propeller
- Twin Bilge Pumps
- Oil and Temperature Gauge
- Exhaust Blower
- Aluminum Undersheeting

**COLOR CHOICES:**

RUBY

ROYAL BLUE

EVERGREEN

CHAMPAGNE

EMERALD

MARQUE

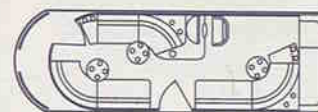
**STANDARD FEATURES — ALL MARQUISE MODELS**

- Heavy Duty Anodized Circular Wall Railings
- Circular Front Deck
- Diamond Graphics Package
- Designer Diamond Textured Carpeting
- All Aluminum Seat Box Frames
- Pop Up Privacy Station
- 24 Gallon Built-in Fuel System
- Ski Tow Bar
- Windshield
- Stainless Steel Steering Wheel
- Tilt Steering
- In Dash Digital Depth Finder
- Mooring Cover
- Four-Step Folding Ladder
- Dock Lights
- Deluxe Rear Sun Pad
- 3 Round Tables (Except 21')
- Full Riser
- Horn
- Fire Extinguisher
- Side Protector Keels
- Deluxe Bimini Top w/New "Coast Guard" Warranted Weather Resistant Fabric
- Bow Rails
- 4 Stainless Steel, Combination Mooring Cleat and Lifting Eye Assemblies





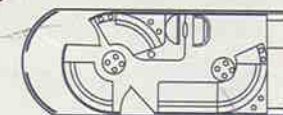
25 ft.



25 ft.



21 ft.



21 ft. OB

The Superior Elite Class Pontoon Craft —  
The magnificent Playbuoy Marquise 21' & 25' x 8' offer a sensational combination of distinctive appearance, unsurpassed quality, plush comfort, and an unbelievable list of standard features. The luxurious Marquise is designed to make every moment on the water a moment of pride and enjoyment. Marquise features Plush Custom Seating with Ornate Bolsters, Overstuffed Arms and Numerous Cup Holders.

# MARQUISE

## 25' & 21' SPECIAL STANDARD FEATURES

- Plush Custom Seating
- Loveseat Captain's Chair with Adjustment Slider
- Marquise Fiberglass Admiral's Helm with Woodgrain Dash featuring an Integrated Fiberglass Refreshment Center w/Sink & Storage, Full Instrumentation and Maxxima 737 AM/FM Remote Control CD Player w/4 Speakers
- Cooler
- 23" Diameter Pontoons
- Gas Grill

## OPTIONS ON ALL MARQUISE

- Full, or Partial, Acrylic Camper Enclosure with Screens and Clear Plastic Windows (Full Enclosure only Available on 27' & 25' Models)
- Hard Top
- Livewell Under Bow Bench
- Aluminum Deck

SPECIFICATIONS	21 FT.	25 FT.	27 FT.	27 FT. I/O
Pontoon Length	20 ft.	24 ft.	26 ft.	26 ft.
Pontoon Diameter	23 in.	23 in.	24 in.	24 in.
Deck Length	21 ft.	25 ft.	27 ft.	27 ft.
Deck Width	8 ft.	8 ft.	8.5 ft.	8.5 ft.
Weight w/Furniture	1,750 lbs.	1,990 lbs.	2,460 lbs.	3,545 lbs.
Max. Wt. Capacity	2,300 lbs.	2,800 lbs.	3,200 lbs.	2,885 lbs.
Max. No. of Persons	12	14	18	18
Max. Engine H.P.	90 H.P.	125 H.P.	135 H.P.	190 H.P.





21 ft.

The Exciting, Prestigious, Playbuoy Yachtsman breaks tradition for 1999 with an all new futuristic radius design. Your Playbuoy Yachtsman will be the most attractive boat on the lake! This distinct design along with unmatched standard features, and an all-new interior (featuring plush, rolled seats) will give you a pride of ownership you can't find with other brands. The standard refreshment center, large privacy station & an exciting fiberglass Admiral's helm, (including weatherband stereo, full gauge package, and depth sounder), lead a long list of standard accessories that also includes a mooring cover, ladder, bow sleeper beds, propane grill, cooler, dock lights and even more. The beautiful Yachtsman is the clear choice for quality, style, and luxury.

**COLOR CHOICES:**

DRIFTWOOD

SAPPHIRE

JADE

MAUVE

NORTHERN PINE



Captain's Stand



25ft.

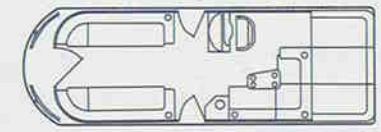
# YACHT

**YACHTSMAN STANDARD FEATURES**

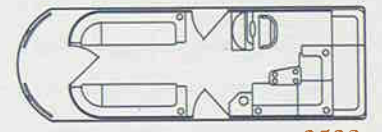
- Heavy Duty Anodized Circular Wall Railings
- Circular Front Deck
- Designer Diamond Textured Carpeting
- New England Graphics Pkg.
- Captain's Loveseat with Adjustment Slider
- "B" Plan Wraparound Bench
- Deluxe Curved Bow Benches with Sleeper Beds
- Refreshment Center with Sink and Storage
- Pop Up Privacy Station
- 24 Gallon Fuel System
- Stainless Steel Steering wheel
- Tilt Steering
- Deluxe Fiberglass Admiral's Helm with Woodgrain Dash Featuring Full Instrumentation Maxxima 725 Deluxe AM/FM Cassette w/ Weather Band, Auto Reverse & 4 Speakers
- In Dash Depth Sounder
- All Aluminum Seat Box Frames
- Mooring Cover
- Four-Step Folding Ladder
- Gas Grill
- Deluxe Rear Sun Pad
- Dock Lights
- Windshield
- Cooler
- Triangular Table
- 23" Diameter Pontoons



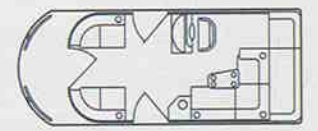




25 ft. I/O Optional



2523



2123



25 ft.



# YACHTSMAN

- Full Riser
- Horn
- Fire Extinguisher
- Deluxe Bimini Top w/New "Coast Guard" Warranted Weather Resistant Fabric
- Bow Rails
- 4 Stainless Steel, Combination Mooring Cleat and Lifting Eye Assemblies

**OPTIONS**

- Full, or Partial, Acrylic Camper Enclosure with Screens and Clear Plastic Windows (Full Enclosure only Available on 25' Model)
- Hard Top
- Aluminum Deck
- Side Keels
- Pre Rig
- Porta-Potty for Privacy Station
- Livewell Under Bow Bench
- Rear Entry Gate with Ladder



Bow Bed

SPECIFICATIONS	21 FT.	25 FT.	25 FT. I/O
Pontoon Length	20 ft.	24 ft.	24 ft.
Pontoon Diameter	23 in.	23 in.	24 in.
Deck Length	21 ft.	25 ft.	25 ft.
Deck Width	8 ft.	8 ft.	8 ft.
Weight w/Furniture	1,700 lbs.	1,976 lbs.	3,100 lbs.
Max. Wt. Capacity	2,700 lbs.	2,800 lbs.	2,500 lbs.
Max. No. of Persons	12	14	14
Max. Engine H.P.	90 H.P.	125 H.P.	190 H.P.



WOW! How could the 1999 Challenger be even better than last year's exciting industry leader? Add circular walls! This new design accents the already zestful interior to make the most outstanding looking median-priced Pontoon you can own. But exciting looks are only the beginning. The Challenger is the quality and comfort leader too. Deep and precision designed seating will keep you comfortable all day. Heavy duty wall railings, 23" diameter pontoons and a Warranted Acrylic Bimini top are just a few of the high quality standard features. You also get a pop-up privacy station (or rear entry gate on the 18'), cooler, dock lights, and a fiberglass helmstand including full instrumentation and stereo in a European-style console.



20 ft.

**COLOR CHOICES:**

SUEDE

BRILLIANT BLUE

SPARKLING TEAL

STARFIRE MAUVE

DEEP GREEN

**Playbuoy**



24 ft

# CHALLENGER

**CHALLENGER STANDARD FEATURES**

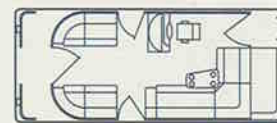
- 1/4" Anodized Wall Railings
- Heavy Duty Anodized Circular Wall Railings
- 23" Diameter Pontoons
- Full Riser
- West Coast Graphics Pkg.
- "B" Plan Wraparound Bench
- Bow Benches
- Deluxe Captain's Chair
- Fiberglass Helmstand w/European Console including Full Instrumentation w/Maxxima 600 AM/FM Cassette Stereo and 2 Speakers
- Stainless Steel Steering Wheel
- Pop Up Privacy Station (Except 18 RE)
- 24 Gallon Fuel System
- Deluxe Bimini Top w/New "Coast Guard" Warranted Weather Resistant Fabric
- Cooler
- Windshield
- Dock Lights
- Deluxe Sun Deck
- Triangular Table
- Horn
- Fire Extinguisher
- All Aluminum Seat Box Frames



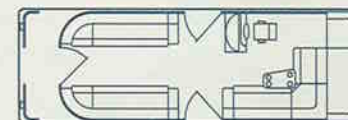




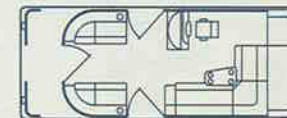
SPECIFICATIONS	18 FT.	20 FT.	24 FT.
Pontoon Length	18 ft.	20 ft.	24 ft.
Pontoon Diameter	23 in.	23 in.	23 in.
Deck Length	18 ft.	20 ft.	24 ft.
Deck Width	8 ft.	8 ft.	8 ft.
Weight w/Furniture	1,520 lbs.	1,680 lbs.	1,950 lbs.
Max. Wt. Capacity	1,980 lbs.	2,300 lbs.	2,800 lbs.
Max. No. of Persons	8	12	14
Max. Engine H.P.	60 H.P.	90 H.P.	125 H.P.



1823 Rear Entry



2423



2023



# CHALLENGER

## 18' RE SPECIAL STANDARD FEATURES

- High Density Plastic Seat Back Frames
- Radius Front Deck Corners
- Bow Rails
- 4 Stainless Steel, Combination Mooring Cleat and Lifting Eye Assemblies
- Rear Entry Gate
- Rear Ladder

## OPTIONS

- Full, or Partial, Acrylic Camper Enclosure with Screens and Clear Plastic Windows (Full Enclosure only Available on 24' Model)
- Ladder (Standard on 18 RE)
- Seat or Mooring Cover
- Aluminum Deck
- Tilt Steering
- In Dash Fish/Depth Finder
- Grill
- Loveseat
- Bow Beds
- Side Keels
- Rear Entry Gate with Ladder (Std. on 18')
- Pre Rig
- Hard Top
- Porta-Potty for Privacy Station
- Livewell in Bench
- 765 MXT Bow Mount Trolling Motor
- Designer Diamond Textured Carpet



Relaxation, warm breezes, enjoyable comfort, and the sound of the water are the Tropical inspirations for Playbuoy Calypso. You will feel the relaxation of a Tropical Island when you own a Calypso pontoon. Calypso is the perfect pontoon boat for most. Beautiful and well crafted, this boat comes with the standard features you need, but not so many that they crowd your island. Full seating is standard and includes a comfortable doublewide captain's loveseat. A stereo, gauges, fuel tank and rear sun pad are also standard. Simple pleasures and family fun are to be had on your terrific Calypso.



20 ft.



24 ft.

# CALYPSO

SPECIFICATIONS	20 FT.	22 FT.	24 FT.
Pontoon Length	20 ft.	22 ft.	24 ft.
Pontoon Diameter	22 in.	22 in.	22 in.
Deck Length	20 ft.	22 ft.	24 ft.
Deck Width	8 ft.	8 ft.	8 ft.
Weight w/Furniture	1,560 lbs.	1,610 lbs.	1,680 lbs.
Max. Wt. Capacity	2,055 lbs.	2,250 lbs.	2,440 lbs.
Max. No. of Persons	9	12	14
Max. Engine H.P.	75 H.P.	90 H.P.	120 H.P.

## CALYPSO STANDARD FEATURES

- 1 1/2" Anodized Wall Railings
- 22" Diameter Pontoons
- All Aluminum Framed Seat Boxes
- High Density Plastic Seat Back Frames
- Deluxe Bimini Top w/New "Coast Guard" Warranted Weather Resistant Fabric
- Fiberglass Helmstand w/European Console including Fuel Gauge, Tachometer, Voltmeter & Maxxima 600 AM/FM Cassette Stereo
- 12 Gallon Built-In Fuel system
- Padded Sun Deck with Rail
- Rear Bench
- Rectangular Table
- Flip Flop Seat
- 2 Bow Benches
- Windshield
- Horn
- Captain's Love Seat
- Radius Front Deck Corners
- Bow Rails
- 4 Stainless Steel, Combination Mooring Cleat and Lifting Eye Assemblies

## OPTIONS

- Full, or Partial, Acrylic Camper Enclosure with Screens and Clear Plastic Windows (Full Enclosure only Available on 24' Model)
- Wraparound Rear Seating
- Seat Covers
- Mooring Cover
- Dock Lights
- Privacy Curtain
- Rear Entry Gate w/Ladder
- Fish/Depth Finder
- Stainless Steel Steering Wheel
- Pre Rig
- Aluminum Deck
- 23" Diameter Pontoons
- Side Keels
- Ladder
- Tilt Steering
- Grill
- Designer Diamond Textured Carpet

## COLOR CHOICES:

SAND

SUNSET BURGUNDY

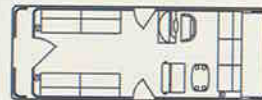
OCEAN BLUE

PALM GREEN

LAGOON TEAL



20 ft.



22 ft.



Optional B plan seating



24 ft.



**FISH N' FUN STANDARD FEATURES**

- 1 1/2" Anodized Wall Railings
- 23" Diameter Pontoons
- Full Riser
- Sport Fishing Graphics Pkg.
- "B" Plan Wraparound Bench
- Deluxe Captain's Chair
- Designer Diamond Textured Carpeting
- Side Sleeper Bed
- 4 Fish Chairs w/High Density Plastic Frames
- 1 Large Livewell Rear
- 1 Jr. Livewell Fwd
- 2 Battery Compartments
- Rod Box
- Tackle Box
- Standard Fiberglass Helmstand w/European Console including Full Instrumentation w/Maxxima 725 AM/FM Cassette/Weatherband Stereo and 2 Speakers
- Stainless Steel Steering Wheel
- Tilt Steering
- 24 Gallon Fuel System
- Cooler
- Windshield
- Dock Lights
- 4 Step Folding Ladder
- Mooring Cover
- Sun Deck
- In Dash Fish/Depth Finder
- Triangular Table
- Horn
- Fire Extinguisher
- Deluxe Bimini Top w/New "Coast Guard" Warranted Weather Resistant Fabric
- All Aluminum Seat Box Frames
- High Density Plastic Seat Back Frames
- Trolling Motor Plug
- Radius Front Deck Corners
- 4 Stainless Steel, Combination Mooring Cleat and Lifting Eye Assemblies

**OPTIONS**

- Partial Acrylic Camper Enclosure with Screens and Clear Plastic Windows
- Aluminum Deck
- Grill
- Side Keels
- Pre Rig
- Hard Top
- Porta-Potty for Privacy Station
- 765 MXT Bow Mount Trolling Motor
- Loveseat




24'23"

*Fish N' Fun—The Real Deal! The Playbuoy Fish N' Fun not only provides everything you want in a fishing pontoon, it is also a fully loaded luxury cruising pontoon. Unlike most fishing pontoons, Fish N' Fun provides true comfort with deluxe seating you would normally find on luxury cruising models. And if fishing is your passion, then Fish N' Fun is ready for you. Fish from four fishing stations, save your catch in one of the two standard livewells, and stow your tackle in the Built-in tackle box. This true family oriented fishing craft comes with more standard features than any in it's class. Go ahead and take the whole family. Everyone can enjoy your new Fish N' Fun!*

**COLOR CHOICES:**

- DRIFTWOOD
- SAPPHIRE
- JADE
- MAUVE
- NORTHERN PINE



Rod Box



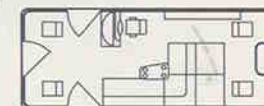
Tackle Trays

# FISH-N-FUN

## FISHING PONTOON BOATS



20 ft.



20'23"



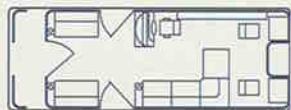
Live Well

SPECIFICATIONS	20 FT.	24 FT.
Pontoon Length	20 ft.	24 ft.
Pontoon Diameter	23 in.	23 in.
Deck Length	20 ft.	24 ft.
Deck Width	8 ft.	8 ft.
Weight w/Furniture	1,700 lbs.	1,970 lbs.
Max. Wt. Capacity	2,300 lbs.	2,800 lbs.
Max. No. of Persons	12	14
Max. Engine H.P.	90 H.P.	125 H.P.

20 ft.



Fish from your island! The Terrific Calypso Rear Fish combines the comfort of the pleasure model with the versatility of a fully equipped fishing machine. The family that loves to fish and loves to play will find the Calypso Rear fish to be the ultimate Pontoon Boat.



2222

SPECIFICATIONS	22 FT.
Pontoon Length	22 ft.
Pontoon Diameter	22 in.
Deck Length	22 ft.
Deck Width	8 ft.
Weight w/Furniture	1,610 lbs.
Max. Wt. Capacity	2,250 lbs.
Max. No. of Persons	12
Max. Engine H.P.	90 H.P.



22 ft.



22 ft.

## FISHING PONTOON BOATS

# CALYPSO

## REAR FISH

### 22' CALYPSO RF STANDARD FEATURES

- 1 1/2" Anodized Wall Railings
- 22" Diameter Pontoons
- All Aluminum Framed Seat Boxes
- High Density Plastic Seat Back Frames
- Deluxe Bimini Top w/New "Coast Guard" Warranted Weather Resistant Fabric
- Fiberglass Helmstand w/European Console including Fuel Gauge, Tachometer, Voltmeter & Maxxima 600 AM/FM Cassette Stereo
- 12 Gallon Built-In Fuel System in Rear Storage Box
- 2 Rear Fishing Stations
- 1 Long Side Bench
- Triangle Table
- 2 Bow Benches
- Large Livewell
- Rod Box
- Tackle box
- 1 Large Rear Storage box
- Windshield
- Horn
- Deluxe Captain's Chair
- Radius Front Deck Corners
- Bow Rails
- 4 Stainless Steel, Combination Mooring Clear and Lifting Eye Assemblies

### OPTIONS

- Partial Acrylic Camper Enclosure with Screens and Clear Plastic Windows
- Seat Covers
- Mooring Cover
- Dock Lights
- Privacy Curtain
- Fish/Depth Finder
- Stainless Steel Steering Wheel
- Pre Rig
- Aluminum Deck
- Side Keels
- 23" Diameter Pontoons
- Ladder
- Tilt Steering
- Grill
- Trolling Motor Plug
- 765 MXT Bow mount Trolling Motor
- Designer Diamond Textured Carpeting

### COLOR CHOICES:

- SAND
- SUNSET BURGUNDY
- OCEAN BLUE
- PALM GREEN
- LAGOON TEAL



22 ft.



**COLOR CHOICES:** *The Angler Series Eagle will impress you with it's rugged construction and it's spacious interior.*

**TAN** *Angler features four (4) fishing chairs, rod storage, and a large livewell for fishing. When you're*

**BLUE** *not fishing, relax in Angler's comfortable seating.*

**TEAL** *The 20' models feature additional*

**BURGUNDY** *wraparound seating as well as a stereo.*


**DARK GREEN**



20 ft.

18 ft.

# EAGLE ANGLER FISHING PONTOON BOATS



18 ft.

### EAGLE ANGLER PONTOON STANDARD FEATURES

- 1 1/4" Anodized Wall Railings
- All Aluminum Seat Box Frames
- Deluxe Eagle Graphics Pkg.
- 22" Diameter Pontoons
- 4 Fish Chairs with High Density Plastic Frames
- Horn
- 2 large Storage Boxes
- Deluxe Bimini Top w/New "Coast Guard" Warranted Weather Resistant Fabric
- Radius Front Deck Corners
- 4 Stainless Steel, Combination Mooring Cleat and Lifting Eye Assemblies
- Trolling Motor Plug

### 18' EAGLE ANGLER SPECIAL STANDARD FEATURES

- Side Bench
- Flip Flop Captain's Seat w/Livewell
- Fiberglass Helmstand w/European Console including Tachometer and Voltmeter

### 20' ANGLER SPECIAL STANDARD FEATURES

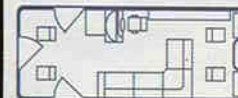
- Helmstand Livewell
- "B" Plan Wraparound Bench
- Fishing Captain's Chair
- Table
- Rod Box
- Tackle Box
- Fiberglass Helmstand w/European Console including Tachometer, Voltmeter, and Maxxima 600 AM/FM Cassette Stereo

### EAGLE ANGLER OPTIONS

- Partial Acrylic Camper Enclosure with Screens and Clear Plastic Windows
- Dock Lights
- Windshield
- Fuel Tank (6 or 12 Gal. Portable)
- Ladder
- Seat or Mooring Covers
- Aluminum Deck
- Tilt Steering
- 12 Gallon Fuel Tank w/Sender and Gauge
- Grill
- Side Keels
- Stereo (18')
- Wide Eye Fish/Depth Finder
- 765 MXT Bow Mount Trolling Motor
- 23" Diameter Pontoons
- Designer Diamond Textured Carpet

### OPTIONS (20')

- Deluxe Captain's Chair
- Loveseat
- Pop Up Privacy Station



2022



1822

SPECIFICATIONS	18 FT.	20 FT.
Pontoon Length	18 ft.	20 ft.
Pontoon Diameter	22 in.	22 in.
Deck Length	18 ft.	20 ft.
Deck Width	8 ft.	8 ft.
Weight w/Furniture	1,170 lbs.	1,520 lbs.
Max. Wt. Capacity	1,980 lbs.	2,125 lbs.
Max. No. of Persons	8	9
Max. Engine H.P.	60 H.P.	75 H.P.



Beautiful Playbuoy Eagle Pontoons are made using the same quality materials and rigid construction standards as our full-featured models. Compare Eagle's Fiberglass helmstand, 5-year acrylic fabric top, lifetime aluminum seat frames, lifetime 3/4" deck, heavy duty anodized rub rail and 1 1/4" wall rails to any other low priced model. You'll agree that Playbuoy Eagle will be the one you'll want for years of enjoyment.



20 ft.



18 ft.

COLOR CHOICES:

TAN

BLUE

TEAL

BURGUNDY

DARK GREEN



# EAGLE

**EAGLE DELUXE STANDARD FEATURES**

- Deluxe Eagle Graphics Pkg.
- Fishing Captain's Chair (except 16')
- Horn
- Rear Bench
- Table
- Flip Flop Seat
- 2 Bow Benches
- Fiberglass Helmstand w/European Console including Tachometer and Voltmeter
- 22" Diameter Pontoons
- 1 1/4" Anodized Wall Railings
- All Aluminum Seat Box Frames
- Deluxe Bimini Top w/"Coast Guard" Warranted Weather Resistant Fabric
- Radius Front Deck Corners
- Bow Rails
- 4 Stainless Steel, Combination Mooring Cleat and Lifting Eye Assemblies

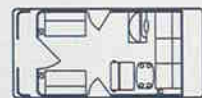




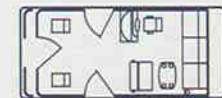


18 ft.

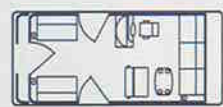
# DELUXE



1622



1822 Fish Plan



1822



Plan B  
Optional Back



2022

Captain's Stand  
Shown with  
Optional Radio



16 ft.

## OPTIONS

- Partial Acrylic Camper enclosure with screens and clear plastic windows
- Dock Lights
- Sun Deck
- Windshield
- "B" Plan Wraparound Seating
- Stereo w/2 Speakers
- Fuel Tank (6 or 12 Gallons Portable)
- Ladder
- Seat or Mooring Covers
- Livewell
- Fishing Chairs (In Place of Bow Benches)
- Loveseat
- 12-Gallon Fuel Tank w/Sender
- Aluminum Deck
- Deluxe Captain's Chair (Except 16')
- Tilt Steering
- Fish/Depth Finder
- Trolling and Plug Wire
- Grill
- Side Keels
- Pre Rig
- Privacy Curtain
- Porta-Potty for Privacy Curtain
- 765 MXT Bow Mount Trolling Motor
- Stainless Steel Steering Wheel
- Designer Diamond Textured Carpet
- 23" Diameter Pontoons

SPECIFICATIONS	16 FT.	18 FT.	20 FT
Pontoon Length	16 ft.	18 ft.	20 ft.
Pontoon Diameter	22 in.	22 in.	22 in.
Deck Length	16 ft.	18 ft.	20 ft.
Deck Width	8 ft.	8 ft.	8 ft.
Weight w/Furniture	1,140 lbs.	1,190 lbs.	1,460 lbs.
Max. Wt. Capacity	1,637 lbs.	1,980 lbs.	2,155 lbs
Max. No. of Persons	7	8	9
Max. Engine H.P.	40 H.P.	60 H.P.	75 H.P.



**EAGLE JR. 16' X 7' STANDARD FEATURES**

- 22" Diameter Pontoons
- Eagle Graphics Package
- Horn
- Bow Cooler Storage (Family Plan)
- Jr. Captain's Stand
- Bimini Top w/ New "Coast Guard" Warranted Weather Resistant Fabric
- All Aluminum Seat Box Frames
- Radius Front Deck Corners
- Bow Rails

**16' X 7' FAMILY PLAN 1 - STANDARD SEATING**

- Rear Bench
- 2-Bow benches

**16' X 7' FAMILY PLAN 2 - STANDARD SEATING**

- 2-Rear flip flop seats
- 2-Bow benches

**16' X 7' FISH PLAN 1 - STANDARD SEATING**

- Rear Bench
- 2-Bow Fishing Chairs
- Jr. Livewell

**16' X 7' FISH PLAN 2 - STANDARD SEATING**

- 2-Rear Flip Flop Seats
- 2-Bow Fishing Chairs
- Jr. Livewell

**OPTIONS (ALL 16' MODELS)**

- Stereo w/2 Speakers
- Dock Lights
- 6 Gallon Fuel Tank
- Ladder
- Side Keels
- 765 MXT Bow Mount Trolling Motor
- Wraparound Rear Seating
- Tackle Box
- Table
- Seat or Mooring Cover
- Trolling Plug & Wire
- Rod Holders
- Depth Sounder



Fish Plan 1

# 16' EAGLE JR.

When a compact and comfortable boat is what you want, look no further than the comfortable and stable 16' Eagle Jr. If quality construction is what you expect, your choice will be clear. 16' Eagle Jr. is the smart choice if you are looking for a boat that's built with the same quality as all Playbuoy models, easy to trailer, and easy to operate. The affordable 16' Eagle Jr. can be equipped with six (6) possible seating arrangements so you can choose the 16' Eagle Jr that's right for your family.



Family Plan 1



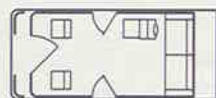
**COLOR CHOICES:**

- TAN
- BLUE
- TEAL
- BURGUNDY
- DARK GREEN

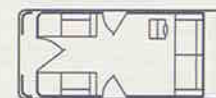
Fish Plan 2



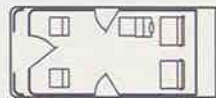
Family Plan 2



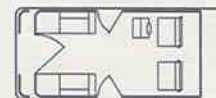
16' Fish Plan 1



16' Family Plan 1



16' Fish Plan 2



16' Family Plan 2

SPECIFICATIONS EAGLE 16' X 7'	
Pontoon Length	16 ft.
Pontoon Diameter	22"
Deck Length	11'
Deck Width	7 ft.
Weight w/Furniture	780 lbs.
Max. Wt. Capacity	1,575 lbs.
Max. No. of Persons	6
Max. Engine H.P.	35 H.P.



Eagle Jr. 14' x 6' and 14' x 7'—What other small boat gives you the room and comfort of the Playbuoy Eagle Jr. 14' models? You can have the whole family in this boat and still sit and move around, comfortably. With the new 14' x 7' model you get even more room and stability.

Eagle Jr. 14' is the economical, comfortable, and convenient way for you to enjoy many fun days on the water.

**COLOR CHOICES:**

TAN

BLUE

TEAL

BURGUNDY

DARK GREEN



14 ft. x 7 ft.

**EAGLE JR. 14' STANDARD FEATURES**

- Eagle Graphics Pkg.
- 22" Diameter Pontoons
- Horn
- Bimini Top w/New "Coast Guard" Warranted Weather Resistant Fabric
- All Aluminum Seat Box Frames
- High Density Plastic Seat Back Frames
- Radius Front Deck corners
- Bow Rails
- Jr. Captain's Stand

**14' x 6' STANDARD SEATING**

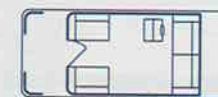
- Rear Bench
- 2 Bow Benches or Livewell w/2 Fish Chairs
- Jr. Captain's Stand

**14' x 7' STANDARD SEATING**

- 2 Rear Flip Flop Seats
- 2 Bow Benches or Livewell w/ 2 Fish Chairs
- Jr. Captain's Stand

**OPTIONS (ALL 14' MODELS)**

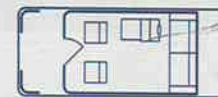
- Stereo w/2 Speakers
- Dock Lights
- 6 Gallon Fuel Tank
- Ladder
- Depth Sounder
- Rod Holders
- Side Keels
- Tackle Box
- Table
- Seat or Mooring Cover
- Trolling Plug & Wire
- 765 MXT Bow Mount Trolling Motor



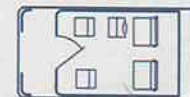
14' x 6' Family Plan



14' x 7' Family Plan




14' x 6' Fish Plan



14' x 7' Fish Plan

EAGLE JR. 14' SPECIFICATIONS	14' x 6'	14' x 7'
Pontoon Length	14 ft.	14 ft.
Pontoon Diameter	22 in.	22 in.
Deck Length	14 ft.	14 ft.
Deck Width	6 ft.	7 ft.
Weight w/Furniture	750 lbs.	760 lbs.
Max. Wt. Capacity	1,200 lbs.	1,200 lbs.
Max. No. of Persons	4	4
Max. Engine H.P.	25 H.P.	25 H.P.

# 14' EAGLE JR.



14 ft. x 6 ft.



**STANDARD ON ALL PLAYBUOY PONTOON BOATS**

- 3/4" Pressure Treated Marine Plywood with Lifetime Limited Warranty
- Anodized Wall Railing, Uprights, and Rub Rails
- 1 1/4" Horizontal & Vertical Wall Railings (Except Eagle Jr.)
- Back Welded Risers to Pontoon for a Cleaner Look
- UV Resistant Deluxe Marine Carpet
- Plush UV Resistant Upholstered Furniture Installed
- Keel on the Bottom of the Pontoon
- Keel Protector
- Radius Cast Corner Casting
- Heavy Duty Aluminum Transom
- Certified Marine Marker Lights
- Stainless Steel Fasteners
- Glove Box with Lock
- 4 Mooring Eyes
- Double Thickness Nose Cone
- Mechanical Steering
- Full Deck
- Folding 5 year Acrylic Bimini Top w/Storage Cover
- Aluminum Frame Seat Bases and Kick panels (Lifetime Warranty)
- Drain Holes in Floor

**ACCESSORIES**



**SIDE KEELS**

Help protect your pontoons from side impact damage. (Available only when factory installed.)



**EAGLE SUN DECK**

Make your Eagle a full feature boat with this padded sun deck. Provides extra room and reduces engine noise. (Available only when factory installed.)



**SAVE A LIFE LADDER**

This ladder is ready when you are. Mounted to the side of your boat, it is easily moved into position for swimming.



**CD PLAYER**



**ALUMINUM DECK**

The Playbuoy aluminum deck provides a strong floor for a lifetime of enjoyment. (Available only when factory installed.)



**HANDICAP RAMP**

**WARRANTY**

**LIFETIME WARRANTY\***

- PTP FLOORING
- SEAT FRAMES

**20 YEAR WARRANTY\***

- PONTOON STRUCTURE
- CROSSBEAMS

**5 YEAR WARRANTY\***

- ACRYLIC FABRIC (BIMINI TOPS ETC.)

**3 YEAR WARRANTY\***

- SEAT VINYL
- CARPETING

**1 YEAR WARRANTY\***

- ALL OTHER COMPONENTS MANUFACTURED BY PLAYBUOY

*\*SEE YOUR DEALER FOR DETAILS!  
PLAYBUOY PONTOON MFG., INC.*

**CENTER TUBE**

For speed and lift nothing beats the Playbuoy Center Tube System option! Only Playbuoy's Center Tube System includes hydraulic power assisted steering and a heavy duty ski tow bar. Center Tube System also features an integrated welded motor pod in the Center Pontoon.

Center Tube System can be ordered as a factory installed option on any 1998 Outboard 18' or larger Playbuoy Pontoon Boat.

SPECIFICATIONS	C.T.S.
Pontoon Length	21 FT.
Pontoon Diameter	23 in.
Deck Length	21 ft.
Deck Width	8 ft.
Weight w/Furniture	1,880 lbs.
Max. Wt. Capacity	2,900 lbs.
Max. No. of Persons	15
Max. Engine H.P.	125 H.P.



**OPTIONAL PARTIAL ENCLOSURE**



**LOVESEAT**



**SEAT COVERS**

Economical—easy to install and remove. Protects your seats from dirt and sun. (Available only when factory installed.)



**OPTIONAL FULL ENCLOSURE**



**TACKLE TRAYS**



**ROD BOX**



Center Tube System improves performance in large open waters, or when heavy loads of people are on board. It's great for water skiing too.


Your dealer can give you the complete Playbuoy Pontoon package right down to the pavement! The Playbuoy line of pontoon trailers offers new engineering features for 1999 for competitive ease-of-use, reliability, smooth, simple loading, wide wheelbase, light weight, triple braced tongue. Protect your pontoon investment while on the road to fun.

**TRAILER STANDARD FEATURES**

- Dip Galvanized Finish - Coats Frame Inside and Out
- Triple Tongue Bracing
- Adjustable Bunks
- 74 Inch Wheelbase (except 6' and 7' wide trailers)
- Sturdy Hitch Coupler
- Safety Cables
- Heavy Duty Leaf Springs
- Submersible Tail Lights
- Clearance Lights
- Jack Stand with Swingaway Wheel
- 20.5 x 8 x 10 Tires, 4-ply (except 6' and 7' wide trailers)
- Winch with Strap
- Steps and Handrail on Winch Stand

**TRAILER OPTIONS**

- Spare Wheel and Tire
- Brake Kit- Factory Installed
- Optional Second Axle
- Spare tire Carrier



**TRAILER SPECIFICATIONS**

TRAILER DESCRIPTION	OVERALL LENGTH	CARRYING CAPACITY	EMPTY WEIGHT	GROSS V.W.
14' x 6' TRAILER	18 ft.	1,100 lbs.	400 lbs.	1,500 lbs.
14' x 7' TRAILER	18 ft.	1,250 lbs.	450 lbs.	2,000 lbs.
16' x 7' TRAILER	20 ft.	1,400 lbs.	600 lbs.	2,000 lbs.
16' TRAILER	20 ft.	2,020 lbs.	640 lbs.	2,660 lbs.
18' TRAILER	22 ft.	2,005 lbs.	655 lbs.	2,660 lbs.
21' TRAILER	24 ft.	2,000 lbs.	660 lbs.	2,660 lbs.
22' TRAILER	26 ft.	1,980 lbs.	680 lbs.	2,660 lbs.
25' TRAILER	28 ft.	1,960 lbs.	700 lbs.	2,660 lbs.
TANDEM 25' W/BRAKES	28 ft.	4,540 lbs.	780 lbs.	5,320 lbs.
TANDEM 27' W/BRAKES	30 ft.	4,560 lbs.	800 lbs.	5,340 lbs.

C.T.S. 25 Ft	C.T.S. 27FT
24 ft.	26 ft.
23 in.	32 in.
25 ft.	27 ft.
8 ft.	8.5 ft.
2,156 lbs.	2,500 lbs.
3,800 lbs.	4,100 lbs.
17	19
150 H.P.	150 H.P.



**TROLLING MOTOR**

Neptune remote electric transom mount trolling outboard motor.



**SKI TOW BAR**



**PLAYBUOY MOORING COVER**

Cover to protect your boat from dirt and sun. (Available only when factory installed.)



**BOW BED**

Create a large front lounge for sunbathing or napping. Beds stow away quickly when not in use. (Available only when factory installed—Standard on Yachtsman.)



**PRIVACY CURTAIN**

Attaches to Bimini Top with Velcro strips.



**4 STEP FOLDING LADDER**



**LIVE WELL**



**GRILL**

Take your cookout to your favorite island when you use the removable deck mounted grill.



**SWIM RAFT**

Playbuoy Swim Raft offers the same high quality construction found in our pontoon boats. We offer many choices of sizes and tube diameters to meet your needs.



**DOCK LIGHT**

Increase your vision as you approach shore for nighttime docking.



**STORAGE BOX**

**WITH YOUR CHOICE OF CARPET COLOR**

- JEWEL GREEN
- BAHAMA BLUE
- IMPERIAL BURGUNDY
- HUNTER GREEN
- CHAMPAGNE





**T-SHIRTS**

Lofteez from Fruit of the Loom, 6 ounce, 100% preshrunk cotton. Set-in sleeves and double needle stitching.

- Color: White with full front screened logo
- Sizes: Small - XXLarge

Item # P505

S-XL=\$8.00, XXL=\$9.50

**FLOATING KEY FOB**

Fun and practical, soft, light weight, closed-cell foam sealed and coated. Floats. Includes nickel steel chain.

Item # P511

One size=\$2.50



**CAPS**

Twill fabric, white crown and royal visor with embroidered logo. Adjustable size.

Item # P507

One size=\$7.95

**CAN HOLDER**

Insulate your beverages with a foam rubber can/bottle holder with ribbed interior and plastic coaster bottom.

Item # P509

One size=\$1.95

**VANTAGE SHIRT  
PLAYBUOY**

- 100% cotton pique
- 2 button pocket
- Wood-tone buttons
- Dropped tail
- Embroidered logo left chest
- Color: White/Navy-Khaki
- Sizes: Small - XXLarge

Item # P503

S-XL=\$32.95, XXL=\$34.25



**CLIPPER JACKET**

Gear for Sports, water resistant, poly/cotton poplin with cape front, adjustable cuffs and two way front pockets. Embroidered logo left chest.

Sizes: Small - XXLarge

Color: Navy Item # P515

Color: White/Navy Item # P501

S-XL=\$72.95, XXL=\$75.95

S-XL=\$72.95, XXL=\$75.95

APPAREL

TO PLACE AN ORDER PLEASE CALL TOLL FREE: 1-888-889-8276

**PLAYBUOY PONTOON MFG., INC.**

903 Michigan Ave., Alma Michigan 48801

517.463.2112 • fax 517.463.8226

Worldwide (including Michigan) 1.800.334.2913

www.playbuoy.com



Made in the U.S.A.



**Please Read Carefully**

Dimensions, capacities, ratings and additional specifications plus complete warranty and service information are available from your Playbuoy dealer. Product illustrations and data within this catalog are based upon information available at the time of publication. Playbuoy reserves the right to make changes without notice or obligation. Ask your local Playbuoy dealer for the most current product specifications prior to purchase. Some of the equipment shown separately or on products illustrated in this catalog may be optional at extra cost. Playbuoy is a member in good standing of the National Marine Manufacturers Association (NMMA). All Playbuoy boats meet or exceed the standards established by this organization under the NMMA certification program. NMMA establishes standards for flotation, fuel systems, ventilation, electrical and safety.