



Tahoe-99

PONTOON BOATS BY PLAYBUOY



ENJOYING LIFE ON THE LAKE

Tahoe

**20 YEAR
PONTON WARRANTY!**



MOTOR POD
.125" thickness with integrated splash fin. 2" thick aluminum sheathed transom is fully welded—not bolted. The entire pod is supported by five crossbeams.

3/4" FLOORING

The thickest and heaviest flooring used in the industry. This state-of-the-art, injection treated, 7-ply, marine flooring features a lifetime limited warranty.



RISER
Extra thick riser with flared edges provide the best possible connection to floor and tube. Back-welded for extra strength and neatness. All boats with 23" pontoons feature full length risers.



PONTOON TUBE

.08" thickness H5052 aircraft aluminum alloy. Multi-baffled near each weld for maximum strength and air lock. Hand-welded to rigid standards. Neatest welds in the industry. Available in standard 22", 23" or 24" diameter.



MULTI DENSITY SEAT CUSHIONS
The perfect comfort level is achieved by combining different densities of foam. Unlike other manufacturers, we produce our own furniture right at our plant.

WALL SKINS

Heavy duty wall skins feature the Silencer Strip™ on all edges for the quietest walls. Wall skins are lock stripped into the horizontal and vertical supports, then braced. The result is the most durable, quiet wall available!



HEAVY DUTY RUB-RAIL
All anodized for lasting beauty. Bolted for maximum strength. Features new "L" ridge at the bottom for superior strength.

NEW BOLT WITH CLEAT

4 stainless steel, combination mooring cleat and lifting eye assemblies



FIBERGLASS CAPTAIN'S STANDS

Beautiful, durable fiberglass captains stands feature European style consoles with ergonomically placed gauges and switches.

OPTIONAL HARD TOP



QUALITY GOES INTO EVERY BOAT WE MAKE!

You want to enjoy the water, enjoy your family, and enjoy your life. enjoy it all in a finely crafted, well appointed Tahoe Pontoon.

SEAT FABRIC

The strongest and easiest to clean Super-Life™ Vinyl has a 12-mil top layer with a 30 oz. overall weight. Treated with UV inhibitor and Bioguard to resist fade and mildew. Three year limited warranty.



ALUMINUM SEAT FRAMES AND KICK PANELS

Clearly superior. Lifetime Warranty. Aluminum seat frames won't rot like wood. Won't crack or hold water like plastic. Extra large compartments provide the largest under seat storage.



WALL RAILING

The best in the business! 1.25" across and .090" thickness horizontal and vertical rails. Playbuoy features more vertical support rails than any other. All rails are completely anodized for lasting beauty and corrosion prevention.



CARPET

Heavy duty 24 oz. Designer Diamond Textured Carpet is UV protected. Three year limited warranty. Unlike some others, the carpet is run the full length and width of the boat and attached on 100% of the surface.



U-BAR

Exclusive double U-Bar construction 1.25" thick U-Bars are strategically placed at the very front of the deck for impact resistance and at the motor pod to eliminate motor flex.



Ask your dealer about Mercury, Mariner and Force Outboard packages with your boat and trailer.



BIMINI TOPS

All bimini tops are made using 5 year warranted "Coast Guard" weather resistant fabric. Light weight, wrinkle resistant, fade resistant, won't rot, shrink, or mildew. Fabric is zippered to the top. Four floor mounted support bars for unsurpassed wind resistance.

COLOR COORDINATED DELUXE GRAPHICS AND SOFT TOP



Z-BARS

1.25" thick all aluminum heavy duty crossbars are bolted to the pontoons with stainless steel bolts, nuts and washers for outstanding support.

BOW RAILS

All pleasure models now feature 1.25" heavy duty bow rails.

KEEL PROTECTION

Special welded front keel protection keeps keel from damaging trailer bunks.

NOSE CONE

The absolute strongest in the industry. The one-piece construction makes it virtually impossible to break off a splash fin. The double wrapped leading edge provides maximum impact protection. The entire cone is tapered and inserted in the tube for even more strength.



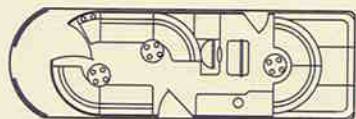
TAHOE QUALITY

NEW! Summit 27' x 8.5'

The Greatest Summit — The high style design of the Tahoe Summit

27' x 8.5' offers an appearance that will be the pride of the lake. This luxurious craft offers unequalled comfort. The elegant seating features gathered edges that hint at the comfort felt when seated in the spacious seats. The broad interior of the Summit 27' is surfaced with designer diamond carpet. The abundant standard amenities include a galley, AM/FM high power CD player with 4 speakers, in dash digital depth sounder, ladder and much more! Experience the Summit of luxury, Tahoe Summit.

Summit Features Plush Custom Seating with Ornate Bolsters, Overstuffed Arms and Numerous Cup Holders



27 ft. x 8.5 I/O, OB



27 ft. x 8.5 ft.

27' x 8.5' SPECIAL STANDARD FEATURES

- Plush Custom Seating with Exclusive Rear Conversation Nook
- Extra Large Captain's Helm Seat
- Pop Up Privacy Station with Porta-potty
- Deluxe Fiberglass Admiral's Helm with Woodgrain Dash featuring Full Instrumentation and Maxxima 737 AM/FM
- Remote Control CD Player w/4 Speakers
- Deluxe Galley featuring Sink with Electric Faucet Pump, "Instant on" Propane Stove, AC/DC Refrigerator, Drop in Cooler, Storage Cabinets, and Utensil Drawers
- 24" Diameter Pontoons

SPECIAL INBOARD/OUTBOARD STANDARD FEATURES

- 3.0 LX Mercruiser Sterndrive with Power Steering (Optional 4.3 LX Available)
- Mirage Stainless Steel Propeller
- Twin Bilge Pumps
- Oil and Temperature Gauge
- Exhaust Blower
- Aluminum Undersheeting

COLOR CHOICES:

RUBY

ROYAL BLUE

EVERGREEN

CHAMPAGNE

EMERALD



SUMMIT

SUMMIT STANDARD FEATURES

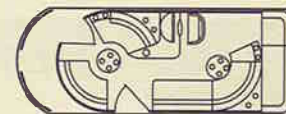
- Heavy Duty Anodized Circular Wall Railings
- Circular Front Deck
- Summit Graphics Package
- Designer Diamond Textured Carpeting
- All Aluminum Seat Box Frames
- Pop Up Privacy Station
- 24 Gallon Built in Fuel System
- Ski Tow Bar
- Windshield
- Stainless Steel Steering Wheel
- Tilt Steering
- In Dash Digital Depth Finder
- Mooring Cover
- Four-Step Folding Ladder
- Dock Lights
- Deluxe Rear Sun Pad
- 3 Round Tables (Except 21')
- Full Riser
- Horn
- Fire Extinguisher
- Side Protector Keels
- Deluxe Bimini Top w/New "Coast Guard" Warranted Weather Resistant Fabric
- Bow Rails
- 4 Stainless Steel, Combination Mooring Cleat and Lifting Eye Assemblies

Features—Plush custom radius seating with rear conversation nook, Ornate Bolsters, Overstuffed Arms, Fully equipped kitchenette, and extra wide interior.



Summit 21' & 25'—The Peak of Excellence. Rich, luxurious seating, indisputable quality, extraordinary styling, and an endless list of comfort features synthesize to bring you a pontoon boat of unequalled caliber.

You will enjoy new heights of prestige and delight on the water in your new Tahoe Summit.



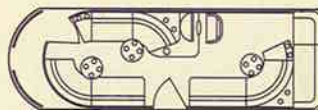
21 ft. OB



21 ft.



25 ft.



25 ft. OB

MIT

25' & 21' SPECIAL STANDARD FEATURES

- Plush Custom Seating
- Loveseat Captain's Chair with Adjustment Slider
- Summit Fiberglass Admiral's Helm with Woodgrain Dash featuring an Integrated Fiberglass Refreshment Center w/Sink & Storage, Full Instrumentation and Maxxima 737 AM/FM Remote Control CD Player w/4 Speakers
- Cooler
- 23" Diameter Pontoons
- Gas Grill

OPTIONS (ON ALL SUMMIT)

- Full, or Partial, Acrylic Camper Enclosure with Screens and Clear Plastic Windows (Full Enclosure Only Available on 27' & 25' Models)
- Hard Top
- Livewell Under Bow Bench
- Aluminum Deck

SPECIFICATIONS	21 FT.	25 FT.	27 FT.	27 FT. 1/0
Pontoon Length	20 ft.	24 ft.	26 ft.	26 ft.
Pontoon Diameter	23 in.	23 in.	24 in.	24 in.
Deck Length	21 ft.	25 ft.	27 ft.	27 ft.
Deck Width	8 ft.	8 ft.	8.5 ft.	8.5 ft.
Weight w/Furniture	1,750 lbs.	1,990 lbs.	2,460 lbs.	3,545 lbs.
Max. Wt. Capacity	2,300 lbs.	2,800 lbs.	3,200 lbs.	2,885 lbs.
Max. No. of Persons	12	14	18	18
Max. Engine H.P.	90 H.P.	125 H.P.	135 H.P.	190 H.P.

"Fabulous!" The exciting Grand Tahoe continues to be the leader in top end pontoon boats. Nowhere else will you find such a beautiful pontoon boat with a longer list of standard features. The all-new state of the art circular front design creates a distinct, classy look you will be proud of. The interior features Designer Diamond carpet, deep plush seating with a gathered bolster for a well deserved rich look. Those that expect the best will settle only for a Grand Tahoe.



COLOR CHOICES:

DRIFTWOOD

SAPPHIRE

JADE

MAUVE

NORTHERN PINE

**21 ft. Shown with
Optional Rear Entry Gate
Shown with Optional
Side Keels**



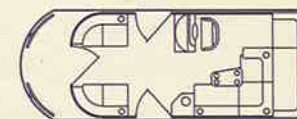
GRAND

GRAND TAHOE STANDARD FEATURES

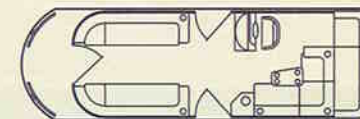
- Heavy Duty Anodized Circular Wall Railings
- Circular Front Deck
- Designer Diamond Textured Carpeting
- Mountain Breeze Graphics Pkg.
- Captain's Loveseat with Adjustment Slider
- "B" Plan Wraparound Bench
- Deluxe Curved Bow Benches w/Sleeper Beds
- Refreshment Center with Sink and Storage
- Pop Up Privacy Station
- 24 Gallon Fuel System
- Stainless Steel Steering Wheel
- Tilt Steering
- Deluxe Fiberglass Admiral's Helm with Woodgrain Dash Featuring Full Instrumentation Maxxima 725 Deluxe AM/FM Cassette w/ Weather Band, Auto Reverse & 4 Speakers
- In Dash Depth Sounder
- All Aluminum Seat Box Frames
- Mooring Cover
- Four-Step Folding Ladder
- Gas Grill
- Deluxe Rear Sun Pad
- Dock Lights
- Windshield
- Cooler
- Triangular Table
- 23" Diameter Pontoons



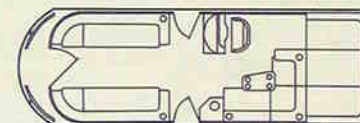
Captain's Stand



21 ft.



25 ft.



25 ft. I/O Optional



21 ft.

TAHOE

- Full Riser
- Horn
- Fire Extinguisher
- Deluxe Bimini Top w/New "Coast Guard" Warranted Weather Resistant Fabric
- Bow Rails
- 4 Stainless Steel, Combination Mooring Cleat and Lifting Eye Assemblies

OPTIONS

- Full, or Partial, Acrylic Camper Enclosure with Screens and Clear Plastic Windows (Full Enclosure only Available on 25' Model)
- Hard Top
- Aluminum Deck
- Side Keels
- Pre Rig
- Porta-Potty for Privacy Station
- Livewell Under Bow Bench
- Rear Entry Gate W/Ladder



Bow Bed

SPECIFICATIONS	21 FT.	25 FT.	25 FT I/O
Pontoon Length	20 ft.	24 ft.	24 ft.
Pontoon Diameter	23 in.	23 in.	24 in.
Deck Length	21 ft.	25 ft.	25 ft.
Deck Width	8 ft.	8 ft.	8 ft.
Weight w/Furniture	1,700 lbs.	1,976 lbs.	3,100 lbs.
Max. Wt. Capacity	2,300 lbs.	2,800 lbs.	2,500 lbs.
Max. No. of Persons	12	14	14
Max. Engine H.P.	90 H.P.	125 H.P.	190 H.P.

The luxurious Sierra for 1999 features stylish new curved front walls and front benches!

This look, as well as comfortable, extra large pleated seating, gives you a top end boat at a mid-range price! Sierra has all the standards you need including a pop up privacy station, extra large seats, built-in 24 gallon tank & beautiful console with full instrumentation and stereo. Tahoe Sierra, the class of the lake.



Shown with
Optional Hard Top

24 ft.



18 ft.

 **Tahoe**



SIERRA

SIERRA STANDARD FEATURES

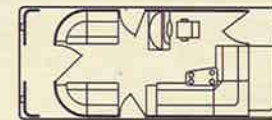
- 1 1/4" Anodized Wall Railings
- Heavy Duty Anodized Circular Wall Railings
- 23" Diameter Pontoons
- Full Riser
- Wind Swirl Graphics Pkg.
- "B" Plan Wraparound Bench
- Bow Benches
- Deluxe Captain's Chair
- Fiberglass Helmstand w/European Console Including Full Instrumentation w/Maxxima 600 AM/FM Cassette Stereo and 2 Speakers
- Stainless Steel Steering Wheel
- Pop Up Privacy Station (Except 18' RE)
- 24 Gallon Fuel System
- Deluxe Bimini Top w/New "Coast Guard" Warranted Weather Resistant Fabric
- Cooler
- Windshield
- Dock Lights
- Deluxe Sun Deck
- Triangular Table
- Horn
- Fire Extinguisher
- All Aluminum Seat Box Frames



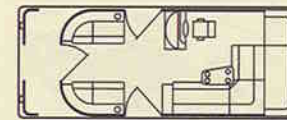
18 ft.



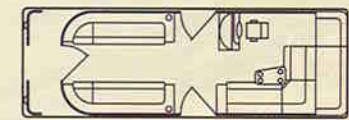
20 ft.



1823 RE



2023



2423

R R A

- High Density Plastic Seat Back Frames
- Radius Front Deck Corners
- Bow Rails
- 4 Stainless Steel, Combination Mooring Cleat and Lifting Eye Assemblies

18' RE SPECIAL STANDARD FEATURES

- Rear Entry Gate
- Rear Ladder

OPTIONS

- Full, or Partial, Acrylic Camper Enclosure with Screens and Clear Plastic Windows (Full Enclosure Only Available on 24' Model)
- Ladder (Standard on 18' RE)
- Seat or Mooring Cover
- Aluminum Deck
- Designer Diamond Textured Carpet
- Tilt Steering
- In Dash Fish/Depth Finder
- Grill
- Loveseat
- Bow Beds
- Side Keels
- Pre Rig
- Hard Top
- Porta-Potty for Privacy Station
- Livewell in Bench
- 765 MXT Bow Mount Trolling Motor
- Rear Entry Gate w/Ladder (Standard on 18')

SPECIFICATIONS	18 FT.	20 FT.	24 FT.
Pontoon Length	18 ft.	20 ft.	24 ft.
Pontoon Diameter	23 in.	23 in.	23 in.
Deck Length	18 ft.	20 ft.	24 ft.
Deck Width	8 ft.	8 ft.	8 ft.
Weight w/Furniture	1,520 lbs.	1,680 lbs.	1,950 lbs.
Max. Wt. Capacity	1,980 lbs.	2,300 lbs.	2,800 lbs.
Max. No. of Persons	8	12	14
Max. Engine H.P.	60 H.P.	90 H.P.	125 H.P.

COLOR CHOICES:

- SUEDE
- BLUE CASCADE
- SHIMMERING TEAL
- RICH BURGUNDY
- FOREST GREEN

SPECIFICATIONS	20 FT.	22 FT.	24 FT.
Pontoon Length	20 ft.	22 ft.	24 ft.
Pontoon Diameter	22 in.	22 in.	22 in.
Deck Length	20 ft.	22 ft.	24 ft.
Deck Width	8 ft.	8 ft.	8 ft.
Weight w/Furniture	1,560 lbs.	1,610 lbs.	1,680 lbs.
Max. Wt. Capacity	2,055 lbs.	2,250 lbs.	2,440 lbs.
Max. No. of Persons	9	12	14
Max. Engine H.P.	75 H.P.	90 H.P.	120 H.P.

Feel warm breezes swirl around you as you cruise across the water in your 1999 Tahoe Aspen. This affordable pontoon is beautiful, well built, and has the features you need for those fun lake afternoons.

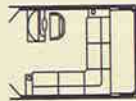


22 ft.

A splendid new interior features an ample amount of comfortable seating that will hold the whole family. You will command your Aspen from the doublewide captain's loveseat. Aspen comes complete with padded sun deck, stylish dash, AM/FM cassette stereo, gauges, and a built-in tank. Aspen is the Pontoon everyone can enjoy!

COLOR CHOICES:

- SAND
- SUNSET BURGUNDY
- LAKE BLUE
- HUNTER GREEN
- LAGOON TEAL



Optional Plan B Seating



A Plan 2022



A Plan 2222



A Plan 2422



20 ft.

ASPEN

ASPEN STANDARD FEATURES

- Forest Breeze graphics package
- 1/4" Anodized Wall Railings
- 22" Diameter Pontoons
- All Aluminum Framed Seat Boxes
- High Density Plastic Seat Back Frames
- Deluxe Bimini Top w/New "Coast Guard" Warranted Weather Resistant Fabric
- Fiberglass Helmstand w/European Console including Fuel Gauge, Tachometer, Voltmeter & Maxxima 600 AM/FM Cassette Stereo
- 12 Gallon Built-In Fuel system
- Padded Sun Deck with Rail
- Rear Bench
- Rectangular Table
- Flip Flop Seat
- 2 Bow Benches
- Windshield
- Horn
- Captain's Love Seat
- Radius Front Deck Corners
- Bow Rails
- 4, stainless steel, combination mooring cleat and lifting eye assemblies

OPTIONS

- Full, or partial, Acrylic Camper enclosure with screens and clear plastic windows (Full enclosure only available on 24' model)
- Wraparound Rear Seating
- Seat Covers
- Mooring Cover
- Dock Lights
- Privacy Curtain
- Fish/Depth Finder
- Stainless Steel Steering Wheel
- Pre Rig
- Aluminum Deck
- Rear Entry Gate w/Ladder
- Side Keels
- Ladder
- Tilt Steering
- Grill
- 23" Diameter Pontoons
- Designer Diamond Textured Carpet

GRAND FISHER STANDARD FEATURES

- 1 1/2" Anodized Wall Railings
- 23" Diameter Pontoons
- Full Riser
- Mountain Breeze Graphics Pkg.
- "B" Plan Wraparound Bench
- Deluxe Captain's Chair
- Designer Diamond Textured Carpeting
- Side Sleeper Bed
- 4 Fish Chairs w/High Density Plastic Frames
- 1 Large Livewell Rear
- 1 Jr. Livewell Fwd
- 2 Battery Compartments
- Rod Box
- Tackle Box
- Standard Fiberglass Helmstand w/European Console including Full Instrumentation w/Maxxima 725 AM/FM Cassette/Weatherband Stereo and 2 Speakers w/Auto Reverse
- Stainless Steel Steering Wheel
- Tilt Steering
- 24 Gallon Fuel System
- Cooler
- Windshield
- Dock Lights
- 4 Step folding Ladder
- Mooring Cover
- Sun Deck
- In Dash Fish/Depth Finder
- Triangular Table
- Horn
- Fire Extinguisher
- Deluxe Bimini Top w/New "Coast Guard" Warranted Weather Resistant Fabric
- All Aluminum Seat Box Frames
- High Density Plastic Seat Back Frames
- Trolling Motor Plug
- Radius Front Deck Corners
- 4 Stainless Steel, Combination Mooring Cleat and Lifting Eye Assemblies

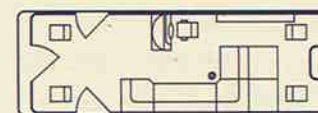
OPTIONS

- Partial Acrylic Camper Enclosure with Screens and Clear Plastic Windows
- Aluminum Deck
- Grill
- Side Keels
- Ladder
- Pre Rig
- Hard Top
- Porta-Potty for Privacy Station
- 765 MXT Bow Mount Trolling Motor
- Loveseat

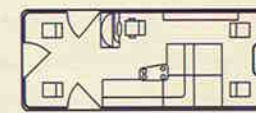
This is the boat that does it all! Fully loaded for a day on the lake, the Grand Fisher will do everything. Go ahead and bring the kids, there's a privacy station for a potty, a side sleeper bed for a snooze, and a cooler for the drinks. For the fisherman, the Grand Fisher features 4-fishing stations, rod box, tackle box, twin livewells and more. And when you're all done cover it up with the standard mooring cover! Grand Fisher, the right choice for the whole family.

COLOR CHOICES:

- DRIFTWOOD
- SAPPHIRE
- JADE
- MAUVE
- NORTHERN PINE



2423




2023

GRAND FISHER FISHING PONTOON BOATS

Captain's Stand



SPECIFICATIONS	20 FT.	24 FT.
Pontoon Length	20 ft.	24 ft.
Pontoon Diameter	23 in.	23 in.
Deck Length	20 ft.	24 ft.
Deck Width	8 ft.	8 ft.
Weight w/Furniture	1,700 lbs.	1,970 lbs.
Max. Wt. Capacity	2,300 lbs.	2,800 lbs.
Max. No. of Persons	12	14
Max. Engine H.P.	90 H.P.	125 H.P.



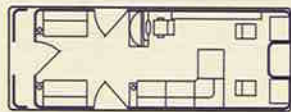
20 ft.



20 ft.

SPECIFICATIONS	22 FT.
Pontoon Length	22 ft.
Pontoon Diameter	22 in.
Deck Length	22 ft.
Deck Width	8 ft.
Weight w/Furniture	1,610 lbs.
Max. Wt. Capacity	2,250 lbs.
Max. No. of Persons	12
Max. Engine H.P.	90 H.P.

If you want a boat that will do everything and please everyone, here it is! The Terrific Aspen Rear Fish combines the comfort of a pleasure model with the versatility of a fully equipped fishing craft. Cruise down the lake and listen to the stereo, relax in the deluxe seating, and enjoy the company of family and friends. But if the fish are biting, grab your rods out of the standard rod box, get the tackle out of the standard built in tackle box and head for the two rear fishing stations! Do everything in your new Aspen Rear Fish.



2222

COLOR CHOICES:

SAND

SUNSET BURGUNDY

LAKE BLUE

HUNTER GREEN

LAGOON TEAL



FISHING PONTOON BOATS

22' ASPEN RF

22' ASPEN RF STANDARD FEATURES

- Forest Breeze Graphics Package
- 1/4" Anodized Wall Railings
- 22" Diameter Pontoons
- All Aluminum Framed Seat Boxes
- High Density Plastic Seat Back Frames
- Deluxe Bimini Top w/New "Coast Guard" Warranted Weather Resistant Fabric
- Fiberglass Helmstand w/European Console Including Fuel Gauge, Tachometer, Voltmeter & Maxxima 600 AM/FM Cassette Stereo
- 12 Gallon Built-In Fuel System in Rear Storage Box
- 2 Rear Fishing Stations
- 1 Long Side Bench
- Triangle Table
- 2 Bow Benches
- Large Livewell
- Rod Box
- Tackle Box
- 1 Large Rear Storage Box
- Windshield
- Horn
- Deluxe Captain's Chair
- Radius Front Deck Corners
- Bow Rails
- 4 Stainless Steel, Combination Mooring Cleat and Lifting Eye Assemblies

OPTIONS

- Partial Acrylic Camper Enclosure with Screens and Clear Plastic Windows
- Seat Covers
- Mooring Cover
- Dock Lights
- 23" Diameter Pontoons
- Designer Diamond Textured Carpet
- Privacy Curtain
- Fish/Depth Finder
- Stainless Steel Steering Wheel
- Pre Rig
- Aluminum Deck
- Side Keels
- Ladder
- Tilt Steering
- Grill
- Trolling Motor Plug
- 765 MXT Bow Mount Trolling Motor

COLOR CHOICES:

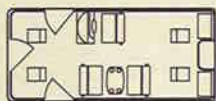
TAN

BLUE

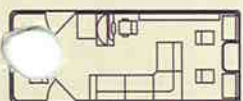
TEAL

BURGUNDY

PINE GREEN



1822



2022

The economical 18' Striker features an extra roomy interior with versatile flip flop seats that allow you to fish or cruise in comfort.

Striker 20' gives you more fishing standard features than any other in their class. A rod box and tackle box are standard. There are four roomy fishing stations and a wraparound center bench so you can relax on the way to your favorite fishing spot.



STRIKER

FISHING PONTOON BOATS


STRIKER PONTOON STANDARD FEATURES

- 1/4" Anodized Wall Railings
- All Aluminum Seat Box Frames
- Deluxe Eagle Graphics Pkg.
- 22" Diameter Pontoons
- 4 Fish chairs with High Density Plastic Frames
- Horn
- 2 Large Storage Boxes
- Deluxe Bimini Top w/New "Coast Guard" Warranted Weather Resistant Fabric
- Radius Front Deck Corners
- 4 Stainless Steel, Combination Mooring Cleat and Lifting Eye Assemblies
- Trolling Motor Plug

18' STRIKER SPECIAL STANDARD FEATURES

- 2 Reversible Flip Flop Seats
- Rectangular Table
- Flip Flop Captain's Chairs
- Livewell Under Flip Flop
- Fiberglass Helmstand w/European Console including Tachometer and Voltmeter

20' STRIKER SPECIAL STANDARD FEATURES

- Helmstand Livewell
- "B" Plan Wraparound Bench
- Fiberglass Helmstand w/European Console including Tachometer, Voltmeter, and Maxxima 600 AM/FM Cassette Stereo
- Fishing Captain's Chair
- Table
- Rod Box
- Tackle Box

STRIKER OPTIONS

- Partial Acrylic Camper Enclosure with Screens and Clear Plastic Windows
- Dock Lights
- Windshield
- Fuel Tank (6 or 12 Gal. Portable)
- Ladder
- Seat or Mooring Covers
- Aluminum Deck
- 23" Diameter Pontoons
- Designer Diamond Textured Carpet
- Tilt Steering
- 12 Gallon Fuel Tank w/Sender and Gauge
- Grill
- Side Keels
- Stereo (18')
- Wide Eye Fish/Depth Finder
- 765 MXT Bow Mount Trolling Motor

STRIKER OPTIONS (20')

- Deluxe Captain's Chair
- Loveseat
- Pop Up Privacy Station

SPECIFICATIONS	18 FT.	20 FT.
Pontoon Length	18 ft.	20 ft.
Pontoon Diameter	22 in.	22 in.
Deck Length	18 ft.	20 ft.
Deck Width	8 ft.	8 ft.
Weight w/Furniture	1,170 lbs.	1,520 lbs.
Max. Wt. Capacity	1,980 lbs.	2,125 lbs.
Max. No. of Persons	8	9
Max. Engine H.P.	60 H.P.	75 H.P.

The beautiful Alpine gives you the style and comfort you want at an affordable price. The full seating, stylish dash and graphics, along with the superior Tahoe construction make Alpine the best looking, best built standard pontoon available.



18 ft.



20 ft.



Captains Stand Shown with Optional Radio

COLOR CHOICES:

TAN

BLUE

TEAL

BURGUNDY

PINE GREEN

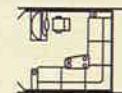
ALP

ALPINE STANDARD FEATURES

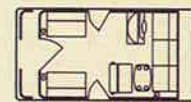
- Deluxe Alpine Graphics Pkg.
- Fishing Captain's Chair (except 16')
- Horn
- Rear Bench
- Table
- Flip Flop Seat
- 2 Bow Benches
- Fiberglass Helmstand w/European Console including Tachometer and Voltmeter
- 22" Diameter Pontoons
- 1 1/4" Anodized Wall Railings
- All Aluminum Seat Box Frames
- Deluxe Bimini Top w/"Coast Guard" Warranted Weather Resistant Fabric
- Radius Front Deck Corners
- Bow Rails
- 4 Stainless Steel, Combinat Mooring Cleat and Lifting Eye Assemblies



Optional Plan A
with Fishing Chairs



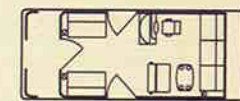
Optional B Plan
Back Seating



1622 Plan A



1822 Plan A



2022 Plan A



16 ft.

I N E

OPTIONS

- Partial Acrylic Camper Enclosure with Screens and Clear Plastic Windows
- Dock Lights
- Sun Deck
- Windshield
- "B" Plan Wraparound Seating
- Stereo w/2 Speakers
- Fuel Tank (6 or 12 Gallons Portable)
- Ladder
- Seat or Mooring Covers
- Livewell
- Fishing Chairs (in Place of Bow Benches)
- Loveseat
- 12-Gallon Fuel Tank w/Sender
- Aluminum Deck
- Deluxe Captain's Chair (except 16')
- Tilt Steering
- Fish/Depth Finder
- Trolling and Plug Wire
- Grill
- Side Keels
- Pre Rig
- Privacy Curtain
- Porta-Potty for Privacy Curtain
- 765 MXT Bow Mount Trolling Motor
- Stainless Steel Steering Wheel
- 23" Diameter Pontoons
- Designer Diamond Textured Carpet

SPECIFICATIONS	16 FT.	18 FT.	20 FT.
Pontoon Length	16 ft.	18 ft.	20 ft.
Pontoon Diameter	22 in.	22 in.	22 in.
Deck Length	16 ft.	18 ft.	20 ft.
Deck Width	8 ft.	8 ft.	8 ft.
Weight w/Furniture	1,140 lbs.	1,190 lbs.	1,460 lbs.
Max. Wt. Capacity	1,637 lbs.	1,980 lbs.	2,155 lbs.
Max. No. of Persons	7	8	9
Max. Engine H.P.	40 H.P.	60 H.P.	75 H.P.

SPORT 16' x 7' STANDARD FEATURES

- 22" Diameter Pontoons
- Sport Graphics Package
- Horn
- Bow Cooler Storage (Family Plan)
- Jr. Captain's Stand
- Bimini Top w/ New "Coast Guard" Warranted Weather Resistant Fabric
- All Aluminum Seat Box Frames
- Radius Front Deck Corners
- Bow Rails

16' x 7' FAMILY PLAN 1 - STANDARD SEATING

- Rear Bench
- 2-Bow Benches

16' x 7' FAMILY PLAN 2 - STANDARD SEATING

- 2-Rear Flip Flop Seats
- 2-Bow Benches

16' x 7' FISH PLAN 1 - STANDARD SEATING

- Rear Bench
- 2-Bow Fishing Chairs
- Jr. Livewell

16' x 7' FISH PLAN 2 - STANDARD SEATING

- 2-Rear Flip Flop Seats
- 2-Bow Fishing Chairs
- Jr. Livewell

OPTIONS (ALL 16' MODELS)

- Stereo w/2 Speakers
- Dock Lights
- 6 Gallon Fuel Tank
- Ladder
- Depth Sounder
- Side Keels
- 765 MXT Bow Mount Trolling Motor
- Wraparound Rear Seating
- Tackle Box
- Table
- Seat or Mooring Cover
- Trolling Plug & Wire
- Rod Holders

16' x 7' Optional "B" Plan Wraparound Rear Seating Available on Family Plan 1 and Fish Plan 1




Family Plan 1

16' SPORT

When a compact and comfortable boat is what you want, look no further than the comfortable and stable 16' Tahoe Sport. If quality construction is what you expect, your choice will be clear. 16' Sport is the smart choice if you are looking for a boat that's built with the same quality as all Tahoe models, easy to trailer, and easy to operate. The affordable 16' Sport can be equipped with six (6) possible seating arrangements so you can choose the 16' Sport that's right for your family.



Family Plan 2



COLOR CHOICES:

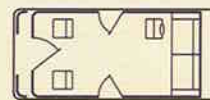
TAN

BLUE

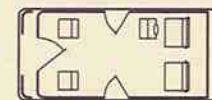
TEAL

BURGUNDY

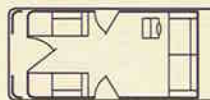
PINE GREEN



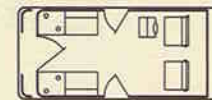
16' Fish Plan 1



16' Fish Plan 2



16' Family Plan 1



16' Family Plan 2

Family Plan 1 w/Optional B Plan Seating

SPECIFICATIONS EAGLE 16' x 7'

Pontoon Length	16 ft.
Pontoon Diameter	22"
Deck Length	16 ft.
Deck Width	7 ft.
Weight w/Furniture	780 lbs.
Max. Wt. Capacity	1,575 lbs.
Max. No. of Persons	6
Max. Engine H.P.	35 H.P.

Sport 14' x 6' and 14' x 7'—Yes! You can go boating! Small lake? Need to Trailer? Need Stability? Need affordability? Then get a Tahoe Sport 14! The Sport is the economical, comfortable, and convenient way for you and your family to enjoy the water.

With the new 14' x 7' model you get even more room and stability.



14' x 6' Family Plan

COLOR CHOICES:

TAN

BLUE

TEAL

BURGUNDY

DARK GREEN

14' SPORT



14' x 6' Fishing Plan

SPORT 14' STANDARD FEATURES

- Sport Graphics Pkg.
- 22" Diameter Pontoons
- Horn
- Bimini Top w/New "Coast Guard" Warranted Weather Resistant Fabric
- All Aluminum Seat Box Frames
- High Density Plastic Seat Back Frames
- Radius Front Deck Corners
- Bow Rails
- Jr. Captain's Stand

14' x 6' STANDARD SEATING

- Rear Bench
- 2 Bow Benches or Livewell w/ 2 Fish Chairs
- Jr. Captain's Stand

14' x 7' STANDARD SEATING

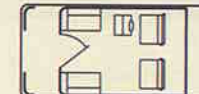
- 2 Rear Flip Flop Seats
- 2 Bow Benches or Livewell w/ 2 Fish Chairs
- Jr. Captain's Stand

OPTIONS (ALL 14' MODELS)

- Stereo w/ 2 Speakers
- Dock Lights
- 6 Gallon Fuel Tank
- Ladder
- Depth Sounder
- Rod Holders
- Side Keels
- Tackle Box
- Table
- Seat or Mooring Cover
- Trolling Plug & Wire
- 765 MXT Bow Mount Trolling Motor



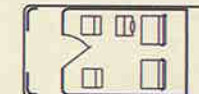
14' Family Plan



14' x 7' Family Plan



14' Fish Plan



14' x 7' Fish Plan

TAHOE SPORT 14' SPECIFICATIONS

	14' x 6'	14' x 7'
Pontoon Length	14 ft.	14 ft.
Pontoon Diameter	22 in.	22 In
Deck Length	14 ft.	14 ft.
Deck Width	6 ft.	7 ft.
Weight w/Furniture	750 lbs.	760 lbs.
Max. Wt. Capacity	1200 lbs.	1200 lbs.
Max. No. of Persons	4	4
Max. Engine H.P.	25 H.P.	25 H.P.

STANDARD ON ALL TAHOE PONTOON BOATS

- 3/4" Pressure Treated Marine Plywood with Lifetime Limited Warranty
- Anodized Wall Railing, Uprights, and Rub Rails
- 1 1/4" Horizontal & Vertical Wall Railings (Except Eagle Jr.)
- Back Welded Risers to Pontoon for a Cleaner Look
- UV Resistant Deluxe Marine Carpet
- Plush UV Resistant Upholstered Furniture Installed
- Keel on the Bottom of the Pontoon
- Keel Protector
- Radius Cast Corner Casting
- Heavy Duty Aluminum Transom
- Certified Marine Marker Lights
- Stainless Steel Fasteners
- Glove Box with Lock
- 4 Mooring Eyes
- Double Thickness Nose Cone
- Mechanical Steering
- Full Deck
- Folding 5 Year Acrylic Bimini Top w/Storage Cover
- Aluminum Frame Seat Bases and Kick panels (Lifetime Warranty)
- Drain Holes in Floor

ACCESSORIES



SIDE KEELS

Help protect your pontoons from side impact damage. (Available only when factory installed.)



ALPINE SUN DECK

Make your Alpine a full feature boat with this padded sun deck. Provides extra room and reduces engine noise. (Available only when factory installed.)



SAVE A LIFE LADDER

This ladder is ready when you are. Mounted to the side of your boat, it is easily moved into position for swimming.



CD PLAYER



ALUMINUM DECK

The Tahoe aluminum deck provides a strong floor for a lifetime of enjoyment. (Available only when factory installed.)



HANDICAP RAMP



OPTIONAL PARTIAL ENCLOSURE



OPTIONAL FULL ENCLOSURE



LOVESEAT



TACKLE TRAYS



SEAT COVERS

Economical—easy to install and remove. Protects your seats from dirt and sun. (Available only when factory installed.)



ROD BOX

WARRANTY

LIFETIME WARRANTY*

- PTP FLOORING
- SEAT FRAMES

20 YEAR WARRANTY*

- PONTOON STRUCTURE
- CROSSBEAMS

5 YEAR WARRANTY*

- ACRYLIC FABRIC (BIMINI TOPS ETC.)

3 YEAR WARRANTY*

- SEAT VINYL
- CARPETING

1 YEAR WARRANTY*

- ALL OTHER COMPONENTS MANUFACTURED BY PLAYBUOY

*SEE YOUR DEALER FOR DETAILS!
PLAYBUOY PONTOON MFG., INC.

CENTER

For speed and lift no other beats the Tahoe Center Tube System option! Center Tahoe's Center Tube System includes hydraulic power assisted steering and a heavy duty ski tow bar. Center Tube System also features an integrated welded motor pod in the Center Pontoon.

Center Tube System can be ordered as a factory installed option on any 1998 Outboard 18' or larger Tahoe Pontoon Boat.

SPECIFICATIONS	CT
Pontoon Length	20 ft.
Pontoon Diameter	23 in.
Deck Length	21 ft.
Deck Width	8 ft.
Weight w/Furniture	1,880 lbs.
Max. Wt. Capacity	2,900 lbs.
Max. No. of Persons	15
Max. Engine H.P.	125

Center Tube System improves performance in large open waters, or when heavy loads of people are on board. It's great for water skiing too.



Your dealer can give you the complete Tahoe Pontoon package right down to the pavement! The Tahoe line of pontoon trailers offers new engineering features for 1999 for competitive ease-of-use, reliability, smooth, simple loading, wide wheelbase, light weight, triple braced tongue. Protect your pontoon investment while on the road to fun.

TRAILER STANDARD FEATURES

- Dip Galvanized Finish - Coats Frame Inside and Out
- Triple Tongue Bracing
- Adjustable Bunks
- 74 Inch Wheelbase (except 6' and 7' wide trailers)
- Sturdy Hitch Coupler
- Safety Cables
- Heavy Duty Leaf Springs
- Submersible Tail Lights
- Clearance Lights
- Jack Stand with Swingaway Wheel
- 20.5 x 8 x 10 Tires, 4-ply (except 6' and 7' wide trailers)
- Winch with Strap
- Steps and Handrail on Winch Stand

TRAILER OPTIONS

- Spare Wheel and Tire
- Brake Kit- Factory Installed
- Optional Second Axle
- Spare tire Carrier



TRAILER SPECIFICATIONS

TRAILER DESCRIPTION	OVERALL LENGTH	CARRYING CAPACITY	EMPTY WEIGHT	GROSS V.W.
14' x 6' TRAILER	18 ft.	1,100 lbs.	400 lbs.	1,500 lbs.
14' x 7' TRAILER	18 ft.	1,250 lbs.	450 lbs.	2,000 lbs.
16' x 7' TRAILER	20 ft.	1,400 lbs.	600 lbs.	2,000 lbs.
16' TRAILER	20 ft.	2,020 lbs.	640 lbs.	2,660 lbs.
18' TRAILER	22 ft.	2,005 lbs.	655 lbs.	2,660 lbs.
21' TRAILER	24 ft.	2,000 lbs.	660 lbs.	2,660 lbs.
22' TRAILER	26 ft.	1,980 lbs.	680 lbs.	2,660 lbs.
25' TRAILER	28 ft.	1,960 lbs.	700 lbs.	2,660 lbs.
TANDEM 25' W/BRAKES	28 ft.	4,540 lbs.	780 lbs.	5,320 lbs.
TANDEM 27' W/BRAKES	30 ft.	4,560 lbs.	800 lbs.	5,340 lbs.

C.T.S. 25 Ft	C.T.S. 27FT
24 ft.	26 ft.
23 in.	32 in.
25 ft.	27 ft.
8 ft.	8.5 ft.
2,156 lbs.	2,500 lbs.
3,800 lbs.	4,100 lbs.
17	19
150 H.P.	150 H.P.



TROLLING MOTOR
Neptune remote electric transom mount trolling outboard motor.



SKI TOW BAR



TAHOE MOORING COVER
Cover to protect your boat from dirt and sun. (Available only when factory installed.)



BOW BED
Create a large front lounge for sunbathing or napping. Beds stow away quickly when not in use. (Available only when factory installed—Standard on Grand Tahoe.)



PRIVACY CURTAIN
Attaches to Bimini Top with Velcro strips.



4 STEP FOLDING LADDER



LIVE WELL



GRILL
Take your cookout to your favorite island when you use the removable deck mounted grill.



SWIM RAFT
Tahoe Swim Raft offers the same high quality construction found in our pontoon boats. We offer many choices of sizes and tube diameters to meet your needs.



DOCK LIGHT
Increase your vision as you approach shore for nighttime docking.



STORAGE BOX

- WITH YOUR CHOICE OF CARPET COLOR**
- JEWEL GREEN
 - BAHAMA BLUE
 - IMPERIAL BURGUNDY
 - HUNTER GREEN
 - CHAMPAGNE



TAHOE WATCH

Item # T153
One size=\$27.00

T-SHIRTS

Lofteez from Fruit of the Loom, 6 ounce, 100% preshrunk cotton. Set-in sleeves and double needle stitching.

Color: White with full front screened logo

Sizes: Small - XXL Large

Item # T506

S-XL=\$8.00, XXL=\$9.50



CAPS

Twill fabric, white crown and dark green visor with embroidered logo. Adjustable size.

Item # T508 One size=\$7.95

CAN HOLDER

Insulate your beverages with a foam rubber can/bottle holder with ribbed interior and plastic coaster bottom.

Item # T510 One size=\$1.95

FLOATING KEY FOB

Fun and practical, soft, light weight, closed-cell foam sealed and coated. Floats. Includes nickel steel chain.

Item # T512 One size=\$2.50

VANTAGE SHIRT TAHOE

- 100% cotton pique
- 2 button pockets
- Wood-tone buttons
- Dropped tail
- Embroidered logo left chest

Color: White/Navy-Spruce

Sizes: Small - XXL Large

Item # T504

S-XL=\$32.95, XXL=\$34.25

CLIPPER JACKET

Gear for sports, water resistant, poly/cotton poplin with caped front, adjustable cuffs and two way front pockets. Embroidered logo left chest.

Color: Dark Green/Black

Sizes: Small - XXL Large

Item # T502

S-XL=\$72.95, XXL=\$75.95



APPAREL

TO PLACE AN ORDER PLEASE CALL TOLL FREE: 1-888-889-8276

PLAYBUOY PONTOON MFG., INC.

903 Michigan Ave., Alma Michigan 48801

517.463.2112 • fax 517.463.8226

Worldwide (including Michigan) 1.800.334.2913

www.playbuoy.com



Made in the U.S.A.



Please Read Carefully

Dimensions, capacities, ratings and additional specifications plus complete warranty and service information are available from your Playbuoy dealer. Product illustrations and data within this catalog are based upon information available at the time of publication. Playbuoy reserves the right to make changes without notice or obligation. Ask your local Playbuoy dealer for the most current product specifications prior to purchase. Some of the equipment shown separately or on products illustrated in this catalog may be optional at extra cost. Playbuoy is a member in good standing of the National Marine Manufacturers Association (NMMA). All Playbuoy boats meet or exceed the standards established by this organization under the NMMA certification program. NMMA establishes standards for flotation, fuel systems, ventilation, electrical and safety.