

# PONTOON BOATS



**Tahoe**  
2001





### Motor Pod

.125" thickness with integrated splash fin. 2" thick aluminum sheathed transom is fully welded-not bolted. The entire pod is supported by five crossbeams.



### Hat Stringers

Four times stronger! These heavy duty 1/4" thick bars provide the extra strength needed for today's heavier motors.

### 5 Year Acrylic Bimini Top



### Aluminum Seat Frames and Kick Panels

Clearly superior. Lifetime Warranty. Aluminum seat frames won't rot like wood. Won't crack or hold water like plastic. Extra large compartments provide the largest under seat storage.

### Seat Fabric

The strongest and easiest to clean. Super-Life™ Vinyl has a 12 mil top layer with a 33 oz. overall weight. Treated with UV inhibitor and Bioguard to resist fade and mildew. Three year limited warranty.

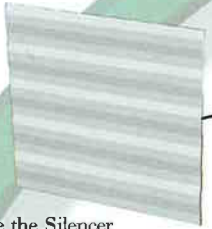
### Pontoon Tube

.080" thickness H5052 aircraft aluminum alloy. Multi-baffled near each weld for maximum strength and air lock. Hand-welded to rigid standards. Neatest welds in the industry. Available in standard 22", 23", 24" & 27" diameter.




### Wall Skins

Heavy duty wall skins feature the Silencer Strip™ on all edges for the quietest walls. Wall skins are strip locked into the horizontal and vertical supports, then braced. The result is the most durable, quiet wall available!



### Full Riser

All pontoons are connected to the frame with full risers. Full risers are beautiful, provide continuous strength along the pontoon, and provide better performance by keeping the water from rolling over the pontoon.



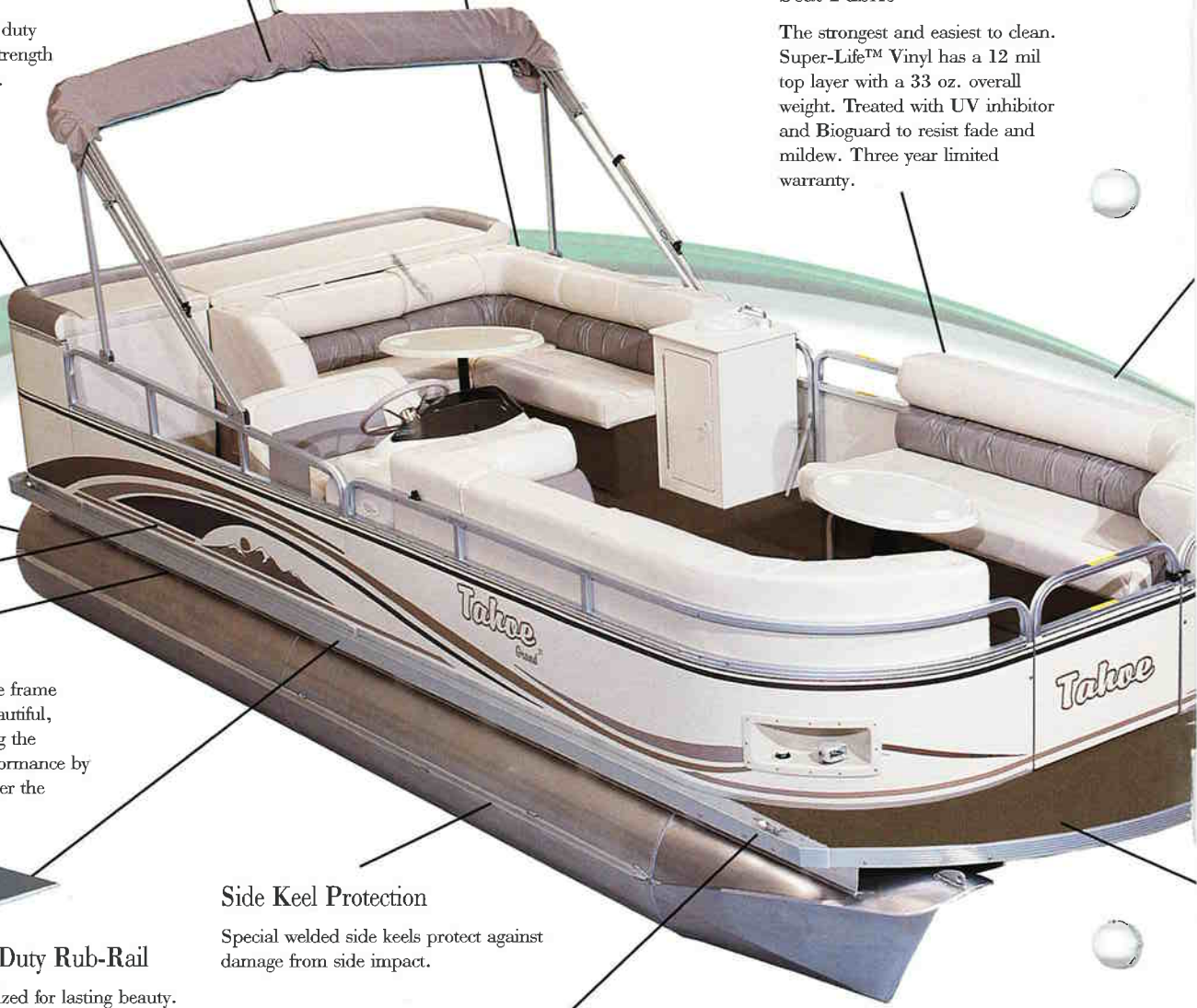
### Heavy Duty Rub-Rail

All anodized for lasting beauty. Bolted for maximum strength. Features new "L" ridge at the bottom for superior strength.

### Side Keel Protection

Special welded side keels protect against damage from side impact.

### Stainless Steel Cleat



# Tahoe Quality



## Wall Railing

The best in the business! 1.25' across and .090' thickness horizontal and vertical rails. Tahoe features more vertical support rails than any other. All rails are completely anodized for lasting beauty and corrosion prevention.

## Multi Density Seat Cushions

The perfect comfort level is achieved by combining different densities of foam. Unlike other manufacturers, we produce our own furniture right at our plant.



## Floor Drains

Floor drains will allow water to quickly drain out, but won't let rainwater and dirt in under the rails when the boat has its mooring cover on.



## U-Bar

Exclusive 1.25' thick U-Bar is strategically placed at the very front of the deck for impact resistance.

## Bow Eye

Reinforced stainless bow eye provides excellent strength for haulout.

## 3/4" Flooring

The thickest and heaviest flooring used in the industry. This state-of-the-art, injection treated, 7-ply, marine flooring features a lifetime limited warranty.



## Tahoe Pontoons Are Available In 7 Exciting Colors!

Hunter Green, Sage, Teal, Champagne, Purple, Burgundy, Blue



# Warranty

## LIFETIME Warranty\*

PTP Flooring  
Seat Frames  
Pontoon Structure  
Crossbeams

## 5 YEAR Warranty\*

Acrylic Fabric  
(Bimini Tops)

## 3 YEAR Warranty\*

Seat Vinyl

## 1 YEAR Warranty\*

All other Components  
manufactured by  
Playbuoy



Ask your dealer about Mercury packages with your boat.

## Nose Cone

The absolute strongest in the industry. The one-piece construction makes it virtually impossible to break off a splash fin. The double wrapped leading edge provides maximum impact protection. The entire cone is tapered and inserted in the tube for even more strength.

# SUMMIT LX



# Tahoe

Summit 27' LX



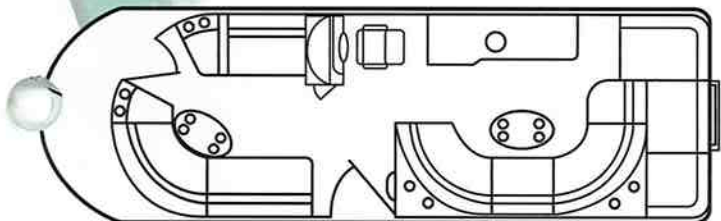
The high-style design of the Tahoe Summit 27' LX offers a futuristic design that will be the pride of the lake. This luxurious craft offers unequalled comfort and features. The elegant seating features gathered edges that hint at the comfort felt when seated in the spacious seats. The broad interior of the Summit 27' LX is surfaced with designer diamond carpet. The abundant standard amenities include a full galley, am/fm high power CD player with 4 speakers, in-dash digital depth sounder, ladder and much more! Experience the Summit of luxury, Tahoe Summit.

### Standard Features

- Heavy-Duty Anodized Circular Wall Railings
- Circular Front Deck with heavy duty corner guards
- Plush Custom Seating w/ Exclusive Bistro lounge area
- Side sleeper bed
- Diamond Textured Carpeting
- All Aluminum Seat Box Frames
- Elaborate High Back, heavily-padded Admirals chair w/adjustment slider
- Pop-Up Privacy Station w/Porta potty
- 24 Gallon Built-in Fuel System
- Deluxe Fiberglass Admiral's Helm w/Woodgrain Dash featuring Gold Bezel Instrumentation & JVC 650 AM/FM Remote Control CD Player w/4 Speakers
- Deluxe Galley featuring sink w/electric faucet pump, "Instant On" Propane Stove, AC/DC refrigerator, Drop-in cooler, Storage cabinets, and Utensil drawers
- Ski Tow Bar
- Windshield
- Stainless Steel Tilt Steering Wheel
- No-feedback Steering System
- In-Dash Fish/Depth Finder
- Mooring Cover
- Four Step Folding Ladder
- Built-In Dock/Running Light Assembly
- Deluxe Rear Sun Pad
- 2- Oval Fiberglass Tables
- 27" Pontoons with Side Protector Keels
- Full Riser
- Horn
- Fire Extinguisher
- Deluxe 10' Bimini Top
- 4 Stainless Steel, combination mooring cleat and lifting eye assemblies
- Courtesy lights

### Specifications

	27 ft.	27 ft. I/O
Pontoon Length	26 ft.	26 ft.
Pontoon Diameter	27 in.	27 in.
Deck Length	27 ft.	27 ft.
Deck Width	8 1/2 ft.	8 1/2 ft.
Weight w/Furniture	2,460 lbs.	3,545 lbs.
Max. Wt. Capacity	3,200 lbs.	2,885 lbs.
Max. No. of Persons	18	18
Max. Engine H.P.	150 H.P.	190 H.P.



### Special Inboard/Outboard Standard Features

- 3.0 LX Mercruiser Sterndrive with hydraulic Power Steering (Optional 4.3 LX Available)
- Mirage Stainless steel propeller
- Twin bilge Pumps
- Additional Oil and Temperature gauge
- Exhaust Blower
- Aluminum Undersheeting

### Options

- Hard Top
- Loveseat captain's chair
- Aluminum deck
- Pre rig (Binnacle Only)
- Seat Covers



## Summit 27' LX



SUMMIT



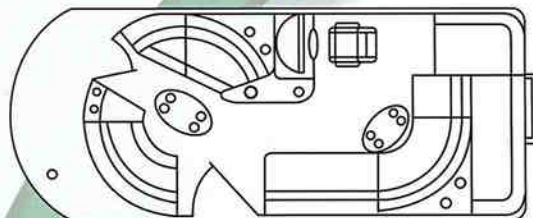
**Tahoe**

*Summit 21'*

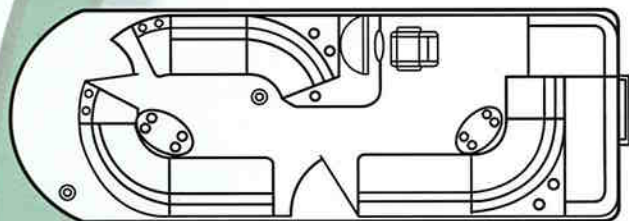
Rich, luxurious seating, indisputable quality, extraordinary styling, and an endless list of comfort features synthesize to bring you a pontoon boat of unequalled caliber. You will enjoy new heights of prestige and delight on the water in your new Tahoe Summit.

## Specifications

	21 ft.	25 ft.	25 ft. I/O
Pontoon Length	20 ft.	24 ft.	24 ft.
Pontoon Diameter	27 in.	27 in.	27 in.
Deck Length	21 ft.	25 ft.	25 ft.
Deck Width	8 1/2 ft.	8 1/2 ft.	8 1/2 ft.
Weight w/Furniture	1,750 lbs.	1,990 lbs.	3,284 lbs.
Max. Wt. Capacity	2,300 lbs.	2,800 lbs.	2,671 lbs.
Max. No. of Persons	12	14	14
Max. Engine H.P.	115 H.P.	135 H.P.	190 H.P.



Summit 21'



Summit 25'

## Options

- Hard Top
- Aluminum deck
- Full Rear bench in Place of Pop-Up Privacy Station (O/B Only)
- Rear Entry Gate with Rear Ladder in Place of Pop Up Privacy Station (O/B Only)
- Loveseat captain's chair
- Seat Covers

## Standard Features

- Heavy-Duty Anodized Circular Wall Railings
- Circular Front Deck with heavy-duty corner guards
- Plush Custom Seating w/side sleeper bed
- Diamond Textured Carpeting
- All Aluminum Seat Box Frames
- Elaborate High Back, heavily-padded Admirals chair w/adjustment slider
- Pop-Up Privacy Station
- 24 Gallon Fuel System
- Deluxe Fiberglass Admiral's Helm w/Woodgrain Dash featuring Gold Bezel Instrumentation & JVC 650 AM/FM Remote Control CD Player w/4 Speakers
- Integrated Fiberglass Refreshment Center w/Sink & Storage
- Ski Tow Bar
- Windshield
- Stainless Steel Tilt Steering Wheel
- No-feedback Steering System
- Cooler
- Gas Grill
- In-Dash Fish/Depth Finder
- Mooring Cover
- Four Step Folding Ladder
- Built-In Dock/Running Light Assembly
- Deluxe Rear Sun Pad
- 2- Oval Fiberglass Tables
- 27" Pontoons with Side Protector Keels
- Full Riser
- Horn
- Fire Extinguisher
- Deluxe 10' Bimini Top
- 4 Stainless Steel, combination mooring cleat and lifting eye assemblies
- Courtesy light

## Special Inboard/Outboard Standard Features

- 3.0 LX Mercruiser Sterndrive with hydraulic Power Steering (Optional 4.3 LX Available)
- Mirage Stainless steel propeller
- Twin bilge Pumps
- Additional Oil and Temperature gauge
- Exhaust Blower
- Aluminum Undersheeting



Summit 25'

# Summit 21' & 25'

# GRAND TAHOE



**Tahoe**

*Grand Tahoe 25'*



"Fabulous!" The exciting Grand Tahoe continues to be the leader in top-end pontoon boats. Nowhere else will you find such a beautiful pontoon boat with a longer list of standard features. The state of the art circular front design creates a distinct, classy look of which you will be proud. The interior features Designer-Diamond carpet, deep plush seating with a gathered bolster for a well deserved rich look. Those that expect the best will settle only for a Grand Tahoe.



Grand Tahoe 21'

### Standard Features

- Heavy-Duty Anodized Circular Wall Railings
- Circular Front Deck with heavy-duty corner guards
- Diamond Textured Carpeting
- All Aluminum Seat Box Frames
- Captain's Loveseat w/adjustment slider & swivel
- "B" Plan Wraparound Bench
- Deluxe Curved Bow Benches w/Lounge Arm & Pull out Sleeper Beds
- Refreshment Center w/Sink & Storage
- Pop-Up Privacy Station
- 24 Gallon Fuel System
- Deluxe Fiberglass Admiral's Helm w/Wood grain Dash featuring Gold Bezel Instrumentation & JVC 550 Deluxe AM/FM CD Player w/4 Speakers
- Windshield
- Cooler
- Gas Grill
- Stainless Steel Tilt Steering Wheel
- No-feedback Steering System
- In-Dash Fish/Depth Finder
- Mooring Cover
- Four Step Folding Ladder
- Built-In Dock/Running Light Assembly
- Deluxe Rear Sun Pad
- Oval Fiberglass table w/bases fore and Aft
- 24" Pontoons with Side Protector Keels
- Full Riser
- Horn
- Fire Extinguisher
- Deluxe 10' Bimini Top
- 4 Stainless Steel, combination mooring cleat and lifting eye assemblies

### Special 25' Inboard/Outboard Standard Features

- 3.0 LX Mercruiser Sterndrive with hydraulic Power Steering (Optional 4.3 LX Available)
- Mirage Stainless steel propeller
- Twin bilge Pumps
- Additional Oil and Temperature gauge
- Exhaust Blower
- Aluminum Undersheeting

### Options

- Hard Top
- Aluminum deck
- Pre Rig
- Porta-Potty for Privacy Station
- Livewell Under Bow Bench
- Full Rear bench in Place of Pop-Up Privacy Station (O/B Only)
- Rear Entry Gate with Rear Ladder in Place of Pop-Up Privacy Station (O/B Only)
- Elaborate High-Back heavily padded, Admiral's chair
- Deluxe captain's chair
- Ski tow bar
- Seat Covers

### Specifications

	21 ft.	25 ft.	25 ft. I/O
Pontoon Length	20 ft.	24 ft.	24 ft.
Pontoon Diameter	24 in.	24 in.	24 in.
Deck Length	21 ft.	25 ft.	25 ft.
Deck Width	8 1/2 ft.	8 1/2 ft.	8 1/2 ft.
Weight w/Furniture	1,700 lbs.	1,976 lbs.	3,545 lbs.
Max. Wt. Capacity	2,300 lbs.	2,800 lbs.	2,671 lbs.
Max. No. of Persons	12	14	14
Max. Engine H.P.	100 H.P.	125 H.P.	190 H.P.

## Grand Tahoe 21' & 25'



# GRAND TAHOE XRP



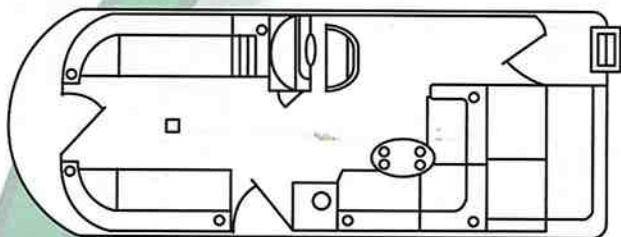
**Tahoe**

*Grand Tahoe 23' XRP*

The Grand Tahoe 23' XRP features the same fabulous look and standards as the 21' and 25' but with a unique floor plan. The 23' XRP gives you the convenience of a rear entry gate with ladder along with a side mounted privacy station. The XRP is a delightful blend of style and function.

## Options

- Hard Top
- Aluminum deck
- Pre Rig
- Porta-Potty for Privacy Station
- Livewell Under Bow Bench
- Elaborate High-Back heavily padded, Admiral's chair
- Deluxe Captain's chair
- Ski tow bar
- Seat Covers



Grand Tahoe 23' XRP

## Specifications

	23 ft.
Pontoon Length	22 ft.
Pontoon Diameter	24 in.
Deck Length	23 ft.
Deck Width	8 1/2 ft.
Weight w/Furniture	1,976 lbs.
Max. Wt. Capacity	2,720 lbs.
Max. No. of Persons	14
Max. Engine H.P.	125 H.P.

## Standard Features

- Heavy-Duty Anodized Circular Wall Railings
- Circular Front Deck with heavy-duty corner guards
- Diamond Textured Carpeting
- All Aluminum Seat Box Frames
- Captain's Loveseat w/adjustment slider & swivel
- "B" Plan Wraparound Bench
- Deluxe Curved Bow Benches w/Lounge Arm & Pull out Sleeper Beds
- Refreshment Center w/Sink & Storage
- Pop-Up Privacy Station
- Rear Entry Gate w/Rear Ladder
- 24 Gallon Fuel System
- Deluxe Fiberglass Admiral's Helm w/Woodgrain Dash featuring Gold Bezel Instrumentation & JVC 550 Deluxe AM/FM CD Player w/4 Speakers
- Windshield
- Cooler
- Gas Grill
- Stainless Steel Tilt Steering Wheel
- No-feedback Steering System
- Gas Grill
- In-Dash Fish/Depth Finder
- Mooring Cover
- Built-In Dock/Running Light Assembly
- Deluxe Rear Sun Pad
- Oval Fiberglass table w/bases Fore and Aft
- 24" Pontoons with Side Protector Keels
- Full Riser
- Horn
- Fire Extinguisher
- Deluxe 10' Bimini Top
- 4 Stainless Steel, combination mooring cleat and lifting eye assemblies



# Grand Tahoe 23' XRP

 **Tahoe**

# GRAND FISHER



**Tahoe**

*Grand Fisher 25*

The absolute best fishing and family combination ever! Fully loaded for a day on the lake, the Grand Fisher will do everything. The extra wide spacious interior gives you plenty of room for the kids. The GRAND FISHER has more standard features than any pontoon boat in its class including a privacy station for a potty, a side sleeper bed for a snooze, a cooler for drinks and much, much more. For the fisherman, the GRAND FISHER features everything you need including 4-fishing stations, rod box, tackle box, twin livewells and more. And when you're all done, cover it up with the standard mooring cover! Grand Fisher, the right choice for the whole family.

## Options

- Aluminum Deck
- Grill
- Pre Rig
- Hard Top
- Porta-Potty for Privacy Station
- 765 MXT Bow Mount Trolling Motor
- Elaborate High-Back, heavily padded Admiral's chair
- Deluxe captain's chair (except Legacy)
- Seat Covers

## Standard Features

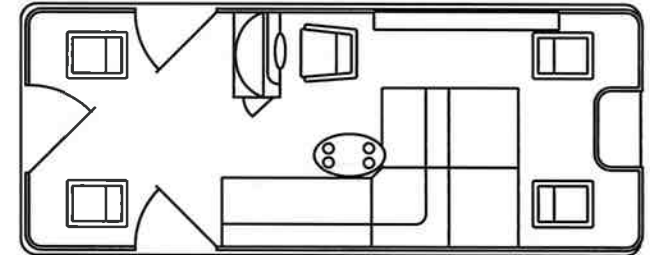
- Heavy-Duty Anodized Circular Wall Railings (except Legacy)
- Circular Front Deck w/Heavy-duty corner guards (except Legacy)
- 24" Pontoons with Side Protector Keels
- Diamond Textured Carpeting
- All Aluminum Framed Seat Boxes
- High Density Plastic Seat Back Frames
- Deluxe 10' Bimini Top
- Deluxe Fiberglass Console including Gold Bezel Instrumentation W/JVC 550 AM/FM CD Player and 2 Speakers
- Windshield
- Cooler
- 24 Gallon Fuel System
- Sun Deck w/Pop Up Privacy Station
- "B" plan Wraparound Bench
- Full Riser
- Captain's Loveseat w/slide and swivel (except Legacy Deluxe Captain's Chair Instead)
- Side Sleeper Bed
- 4 Comfortable, High-Back Fish Chairs w/High Density Plastic Frames
- 1 Large Rear Livewell
- 1 Jr. Fwd. Livewell
- 2 Battery Compartments
- Rod Box
- Tackle Box
- Oval Fiberglass Table
- Horn
- Stainless Steel Tilt Steering Wheel
- No Feedback Steering System
- 4-Step Folding Ladder
- 2 Front storage box/cup holder assy
- In-Dash Fish/Depth Finder
- Built-In Dock/Running Light Assembly (except Legacy)
- Fire Extinguisher
- Trolling Motor Plug
- Mooring Cover
- 4 Stainless Steel, combination mooring cleat and lifting eye assemblies
- 25' Model features an additional corner bench in front of the Captain's Stand

Grand Fisher 21'



## Specifications

	20 ft.	21 ft.	25 ft.
Pontoon Length	20 ft.	20 ft.	24 ft.
Pontoon Diameter	24 in.	24 in.	24 in.
Deck Length	20 ft.	21 ft.	25 ft.
Deck Width	8 ft.	8 1/2 ft.	8 1/2 ft.
Weight w/Furniture	1,760 lbs.	1,760 lbs.	1,976 lbs.
Max. Wt. Capacity	2,300 lbs.	2,300 lbs.	2,800 lbs.
Max. No. of Persons	12	12	14
Max. Engine H.P.	100 H.P.	100 H.P.	125 H.P.



Grand Fisher Legacy 20'

Grand Fisher 21' 25' & 20' Legacy

 **Tahoe**

# SIERRA RE



**Tahoe**

*Sierra 24' RE*

The luxurious Sierra for 2001 features stylish curved front walls and front benches! This look, as well as comfortable extra large seating, gives you a top end boat at a mid-range price! Sierra has all the standards you need including a rear entry gate with ladder, extra large seats, built in 24 gallon tank & a beautiful console with full instrumentation and stereo. Tahoe Sierra, the class of the lake.

## Standard Features

- Heavy-Duty Anodized Circular Wall Railings
- Diamond Textured Carpeting
- All Aluminum Seat Box Frames
- Radius Front Deck Corners
- Deluxe furniture
- Deluxe Captain's Chair
- "B" Plan Wraparound Bench
- Deluxe Lounge Arm
- Bow Benches
- Rear Entry Gate w/Rear Ladder
- 24 Gallon Fuel System
- Rally Steering Wheel
- Deluxe Fiberglass Admiral's Helm w/Woodgrain Dash featuring Gold Bezel Instrumentation w/Prospec 8131 AM/FM Cassette Stereo and 2 speakers
- Windshield
- Cooler
- Dock Lights
- Deluxe Sun Deck
- Oval Fiberglass table
- 24" Pontoons with Side Protector Keels
- Full Riser
- Horn
- Fire Extinguisher
- Deluxe 10' Bimini Top
- Mooring Cover
- 4 Stainless Steel, combination mooring cleat and lifting eye assemblies

## 22' XRP Special Standard Features

- Pop up Privacy Station

## Options

- Aluminum Deck
- Tilt Steering
- Stainless Steel Steering
- Fish Chairs (Exchange for Bow Benches)
- Full Rear Bench (excludes XRP)
- Bow Bed
- Captain's Love Seat (excludes XRP)
- Privacy Station (already standard on XRP)
- Livewell in Bench
- Fish/Depth Finder
- Porta-Potty for Privacy Station
- Grill
- Ski Tow Bar
- Dock/Running Lights
- Hard Top
- Pre Rig
- Seat Covers

## Specifications

	18 ft.	20 ft.	24 ft.
Pontoon Length	18 ft.	20 ft.	24 ft.
Pontoon Diameter	24 in.	24 in.	24 in.
Deck Length	18 ft.	20 ft.	24 ft.
Deck Width	8 ft.	8 ft.	8 ft.
Weight w/Furniture	1,520 lbs.	1,680 lbs.	1,950 lbs.
Max. Wt. Capacity	1,980 lbs.	2,300 lbs.	2,800 lbs.
Max. No. of Persons	8	12	14
Max. Engine H.P.	75 H.P.	100 H.P.	125 H.P.

## Sierra 18' 20' & 24' RE



# SIERRA XRP



**Tahoe**

Sierra 22' XRP





The Sierra XRP features the popular floorplan many families love. Use the convenient pop-up changing room to change out of wet clothes or when the kids have those little emergencies that might otherwise interrupt your time on the water.

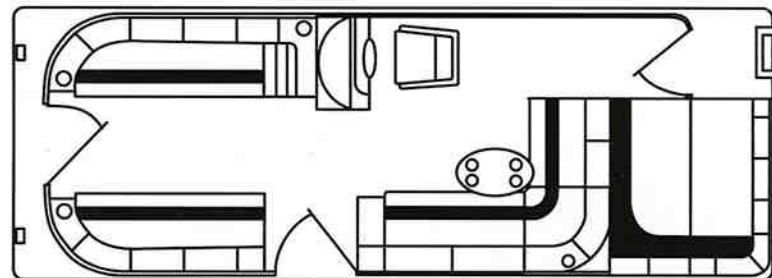


## Standard Features

- Heavy-Duty Anodized Circular Wall Railings
- Diamond Textured Carpeting
- All Aluminum Seat Box Frames
- Radius Front Deck Corners
- Deluxe furniture
- Deluxe Captain's Chair
- "B" Plan Wraparound Bench
- Deluxe Lounge Arm
- Bow Benches
- Rear Entry Gate w/Ladder
- 24 Gallon Fuel System
- Rally Steering Wheel
- Deluxe Fiberglass Admiral's Helm w/Woodgrain Dash featuring Gold Bezel Instrumentation w/Prospec 8131 AM/FM Cassette Stereo and 2 speakers
- Windshield
- Cooler
- Dock Lights
- Deluxe Sun Deck
- Oval Fiberglass table
- 24" Pontoons with Side Protector Keels
- Full Riser
- Horn
- Fire Extinguisher
- Deluxe 10' Bimini Top
- Mooring Cover
- 4 Stainless Steel, combination mooring cleat and lifting eye assemblies
- Pop up privacy station

## Options

- Aluminum Deck
- Tilt Steering
- Stainless Steel Steering Wheel
- 2 Fish Chairs (exchange for Bow Benches)
- In-Dash Fish/Depth Finder
- Built-In Docklight & Running Light Assembly
- Grill
- Bow Beds
- Pre Rig
- Hard Top
- Porta-Potty for Privacy Station
- Livewell in Bench
- Ski tow bar
- Seat Covers



## Specifications

	22 ft.
Pontoon Length	22 ft.
Pontoon Diameter	24 in.
Deck Length	22 ft.
Deck Width	8 ft.
Weight w/Furniture	1,976 lbs.
Max. Wt. Capacity	2,700 lbs.
Max. No. of Persons	14
Max. Engine H.P.	125 H.P.

# Sierra 22' XRP

# ASPEN



# Tahoe

*Aspen 20'*

This beautiful, well-built pontoon boat has the features you need for those relaxing lake afternoons. Command your Aspen from the Deluxe Captain's Chair while friends and family enjoy the splendid interior featuring an ample amount of comfortable seating. The Aspen comes complete with padded sun deck, stylish dash, AM/FM cassette stereo, gauges, and a built-in tank. Aspen is the Pontoon everyone can enjoy!



Aspen 22'



Aspen 24'

### Standard Features

- 1-1/4" Anodized Wall Railings
- Diamond Textured Carpeting
- All Aluminum Seat Box Frames
- Radius Front Deck Corners
- Premium Bolstered Furniture
- Deluxe Captain's Chair
- "B" Plan Wraparound Bench
- 2 Bow Benches
- 12 Gallon Built-In Fuel System
- Padded Sun Deck
- Fiberglass Helmstand including Fuel Gauge, Tachometer, Voltmeter & Prospec 8131 AM/FM Cassette Stereo
- Windshield
- Horn
- Triangular Table
- Bimini Top
- 23" Pontoons with Side Protector Keels
- 4 Stainless Steel, combination mooring cleat and lifting eye assemblies

### Options

- Aluminum Deck
- Tilt Steering
- Stainless Steel Steering
- Captain's love seat
- Fish Chairs (Exchange for Bow Benches)
- Seat Covers
- Mooring Cover
- Ladder
- Privacy Station
- Rear Entry Gate w/Ladder
- Fish/Depth Finder
- Grill
- Ski Tow Bar
- Dock Lights
- Pre Rig

### Specifications

	20 ft.	22 ft.	24 ft.
Pontoon Length	20 ft.	22 ft.	24 ft.
Pontoon Diameter	23 in.	23 in.	23 in.
Deck Length	20 ft.	22 ft.	24 ft.
Deck Width	8 ft.	8 ft.	8 ft.
Weight w/Furniture	1,560 lbs.	1,610 lbs.	1,680 lbs.
Max. Wt. Capacity	2,055 lbs.	2,400 lbs.	2,600 lbs.
Max. No. of Persons	9	12	14
Max. Engine H.P.	90 H.P.	115 H.P.	125 H.P.



Aspen 20' 22' & 24'

# ASPEN XRP



**Tahoe**

*Aspen 22' XRP*



Do you fish or do you choose to cruise? That's the only question you need to ask yourself when looking at these 2 popular variations of the Aspen model. Both give you the added convenience of a pop up privacy station and full family furniture. For those that fish, the rear fishing stations of the Aspen rear fish allow you the versatility you've been looking for. If all you choose to do is cruise then look no further than the Aspen XRP with all of the family features you'll want in an exciting pontoon.



### Standard Features

- 1-1/4" Anodized Wall Railings
- Deluxe Captain's Chair
- Diamond Textured Carpeting
- All Aluminum Seat Box Frames
- Radius Front Deck Corners
- Premium Bolstered Furniture
- "B" Plan Wraparound Bench
- Sun Deck with Pop-Up Privacy Station behind B plan Bench
- 2 Bow Benches
- 12 Gallon Built-In Fuel System
- Fiberglass Helmstand including Fuel Gauge, Tachometer, Voltmeter & Prospec 8131 AM/FM Cassette Stereo
- Windshield
- Horn
- Triangular Table
- Bimini Top
- 23" Pontoons with Side Protector Keels
- 4 Stainless Steel, combination mooring cleat and lifting eye assemblies

### Rear Fish Special Standard Features

- Large Livewell
- Rod Box
- Tackle Box
- 2 Rear Fishing Stations featuring comfortable High Back Fish Chairs w/ High Density Plastic Frames

### Aspen XRP Special Standard Features

- Rear Entry Gate w/Ladder
- Pop Up Privacy Station

### Options

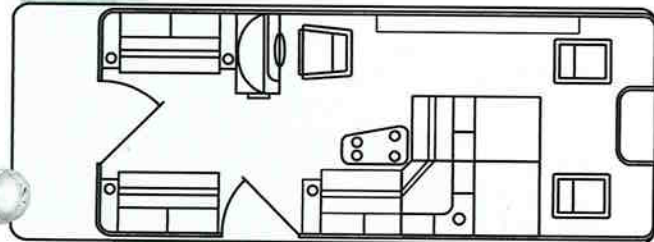
- Aluminum Deck
- Tilt Steering
- Stainless Steel Steering
- Seat Covers
- Mooring Cover
- Ladder
- Fish/Depth Finder
- Grill
- Ski Tow Bar
- Dock Lights
- Pre Rig
- Trolling Motor
- Trolling Motor Plug
- Captain's love seat



Aspen 22' Rear Fish

### Specifications

	22 ft.
Pontoon Length	22 ft.
Pontoon Diameter	23 in.
Deck Length	22 ft.
Deck Width	8 ft.
Weight w/Furniture	1,610 lbs.
Max. Wt. Capacity	2,400 lbs.
Max. No. of Persons	12
Max. Engine H.P.	115 H.P.



# Aspen 22' XRP & 22' Rear Fish



# STRIKER



**Tahoe**  
*Striker 20'*

The fish are waiting!! You can have the pontoon boat that will take you to them! The Striker pontoon has all the equipment you need to fish seriously, but comfortably. With quality construction and more standard features than any other affordable 4-point fishing pontoon, the Striker is the best value for great fishing memories.

## Standard Features

- 1-1/4" Anodized Wall Railings
- Diamond Textured Carpeting
- All Aluminum Seat Box Frames
- Radius Front Deck Corners
- 4 Comfortable High-Back Fish Chairs w/High Density Plastic Frames Fiberglass
- Helmstand including Tachometer & Voltmeter
- Rod Holders
- 2 Large Storage Boxes
- Horn
- Trolling Motor Plug
- 23" Pontoons with Side Protector Keels
- Bimini Top
- 4 Stainless Steel, combination mooring cleat and lifting eye assemblies

## 18' Striker Special Standard Features

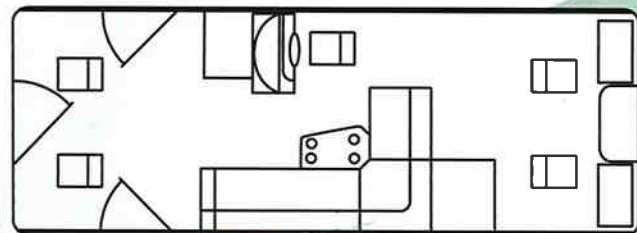
- 2 Portside Flip Flop seats
- Flip Flop Captain's Seat
- Livewell in Fore port Flip Flop
- Rectangle Table

## 20' Striker Special Standard Features

- Helmstand Livewell
- "B" Plan Wraparound Bench
- Comfortable High-Back Fishing Captain's Chair
- Triangular Table

## 22' Striker Special Standard Features

Same Features as the 20' model PLUS - Pop-up Privacy Station behind B plan Wraparound Bench



Striker 22'

## Options

- Aluminum Deck
- Tilt Steering
- Deluxe Captain's Chair
- Love Seat
- Ladder
- In Dash Fish/Depth Finder
- Built in Tackle Box in Storage Box
- Rod Box (available on 20' & 22')
- Grill
- Dock Lights
- Windshield
- Fuel Tank (6 or 12 gal. Portable)
- 12 gal. Fuel Tank w/Sender & Gauge
- Mooring Cover
- Stereo
- Seat Covers

## Specifications

	18 ft.	20 ft.	22 ft.
Pontoon Length	18 ft.	20 ft.	22 ft.
Pontoon Diameter	23 in.	23 in.	23 in.
Deck Length	18 ft.	20 ft.	22 ft.
Deck Width	8 ft.	8 ft.	8 ft.
Weight w/Furniture	1,170 lbs.	1,520 lbs.	1,610 lbs.
Max. Wt. Capacity	1,900 lbs.	2,155 lbs.	2,400 lbs.
Max. No. of Persons	8	9	12
Max. Engine H.P.	75 H.P.	90 H.P.	115 H.P.



Striker 18'

# Striker 18' 20' & 22'

ALPINE



Tahoe

Alpine 20'



This beautiful and comfortable pontoon boat is the leader in affordable pontoons. Why? Because each Alpine is made using high quality materials that are assembled to rigid construction standards. The 1 1/4" wall rails, lifetime 3/4" deck, heavy-duty anodized rub rail and 5-year acrylic bimini top are just a few of the high quality standard features. Take command of the fiberglass helmstand, while your guests relax in the full wraparound seating made with lifetime aluminum seat frames. Compare Alpine quality and you'll agree that the **TAHOE ALPINE** is the boat for you.



Alpine 18'



Alpine 16'

### Standard Features

- 1-1/4" Anodized Wall Railings
- Diamond Textured Carpeting
- All Aluminum Seat Box Frames
- "B" Plan Wraparound Bench
- Rear Sundeck
- Radius Front Deck Corners
- Comfortable High-Back Fishing Captain's Chair (except 16')
- Fiberglass Helmstand including Tachometer & Voltmeter
- 2 Bow Benches
- Horn
- Table
- 23" Pontoons with Side Protector Keels
- Bimini Top
- 4 Stainless Steel, combination mooring cleat and lifting eye assemblies
- Full Risers

### Options

- Aluminum Deck
- Tilt Steering
- Stainless Steel Steering
- Deluxe Captain's Chair (except 16')
- 2 Fish Chairs and Livewell (exchange for Bow Benches)
- Love Seat Captain's chair (except 16')
- Seat Covers
- Mooring Cover
- 4-Step Folding Ladder
- Privacy Curtain
- Porta-Potty for Privacy Curtain
- Fish/Depth Finder
- Livewell
- Grill
- Ski Tow Bar
- Dock Lights
- Stereo w/2 speakers
- Windshield
- Fuel Tank (6 or 12 gal. portable)
- 12 gal. Fuel Tank w/sender
- Pre Rig
- Trolling Motor
- Trolling Plug & Wire

### Specifications

	16 ft.	18 ft.	20 ft.
Pontoon Length	16 ft.	18 ft.	20 ft.
Pontoon Diameter	23 in.	23 in.	23 in.
Deck Length	16 ft.	18 ft.	20 ft.
Deck Width	8 ft.	8 ft.	8 ft.
Weight w/Furniture	1,140 lbs.	1,170 lbs.	1,460 lbs.
Max. Wt. Capacity	1,637 lbs.	1,900 lbs.	2,155 lbs.
Max. No. of Persons	7	8	9
Max. Engine H.P.	50 H.P.	75 H.P.	90 H.P.

Alpine 16' 18' & 20'



# SPORT



**Tahoe**  
Sport 14'



The **SPORT** is the smart choice if you are looking for a boat that's built with the same quality as all Tahoe models, easy to trailer, and easy to operate. The affordable **SPORT** can be equipped with many different seating arrangements so you can choose the Sport that's right for your family.

## Specifications

	14 ft.	16 ft.	18 ft.
Pontoon Length	14 ft.	16 ft.	18 ft.
Pontoon Diameter	22 in.	22 in.	22 in.
Deck Length	14 ft.	16 ft.	18 ft.
Deck Width	7 ft.	7 ft.	7 ft.
Weight w/Furniture	760 lbs.	780 lbs.	850 lbs.
Max. Wt. Capacity	1,200 lbs.	1,475 lbs.	1,675 lbs.
Max. No. of Persons	4	6	7
Max. Engine H.P.	25 H.P.	35 H.P.	40 H.P.

## Standard Features

- 1-1/4" Anodized Wall Railings
- Diamond Textured Carpeting
- All Aluminum Seat Box Frames
- High Density Plastic Seat Back Frames
- Radius Front Deck Corners
- Fiberglass Jr. Captain's Stand
- Horn
- 22" Pontoons with Side Protector Keels
- Bimini Top
- Full Risers

## Options

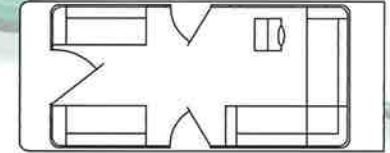
- Mooring Cover
- Ladder
- Rod Holders
- Tackle Box
- Table
- Dock Lights
- Stereo
- Fuel Tank (6 gal.)
- Trolling Motor
- Trolling Plug & Wire
- Seat Covers



Sport 18'

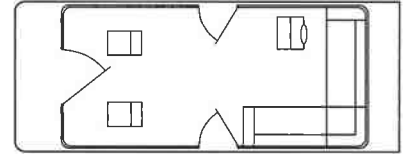
## 16 & 18x7 family plan Standard Seating

- B plan wrap around bench
- 2 bow benches



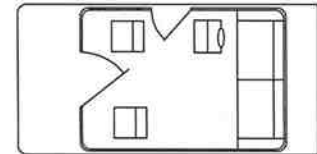
## 16 & 18x7 fish plan Standard Seating

- B plan wrap around bench
- 2 bow fishing chairs
- Livewell



## 14x7 family plan Standard Seating

- Rear bench
- 2 bow benches or Livewell w/2 fish chairs



Sport 16'

Sport 14' 16' & 18'

 **Tahoe**

# Accessories

## CenterTube System

23' Diameter Specifications	21 ft.	25 ft.
Pontoon Length	20 ft.	24 ft.
Pontoon Diameter	23'	23'
Deck Length	21 ft.	25 ft.
Deck Width	8 ft.	8 ft.
Weight w/Furniture	1,880 lbs.	2,156 lbs.
Max. Wt. Cap.	2,800 lbs.	3,600 lbs.
Max. No. of Persons	16	18
Max. Engine H.P.	125 H.P.	125 H.P.

24' Diameter Specifications	21 ft.	23 ft.	25 ft.	27 ft.
Pontoon Length	20 ft.	22 ft.	24 ft.	26 ft.
Pontoon Diameter	24'	24'	24'	24'
Deck Length	21 ft.	22 ft.	25 ft.	27 ft.
Deck Width	8.5 ft.	8.5 ft.	8.5 ft.	8.5 ft.
Weight w/Furniture	1,950 lbs.	2,100 lbs.	2,200 lbs.	2,980 lbs.
Max. Wt. Cap.	2,930 lbs.	3,500 lbs.	3,880 lbs.	4,200 lbs.
Max. No. of Persons	18	20	22	23
Max. Engine H.P.	125 H.P.	125 H.P.	150 H.P.	150 H.P.

27' Diameter Specifications	21 ft.	23 ft.	25 ft.	27 ft.
Pontoon Length	20 ft.	22 ft.	24 ft.	26 ft.
Pontoon Diameter	27'	27'	27'	27'
Deck Length	21 ft.	22 ft.	25 ft.	27 ft.
Deck Width	8.5 ft.	8.5 ft.	8.5 ft.	8.5 ft.
Weight w/Furniture	2,450 lbs.	2,600 lbs.	2,700 lbs.	3,400 lbs.
Max. Wt. Cap.	3,130 lbs.	3,700 lbs.	4,100 lbs.	4,400 lbs.
Max. No. of Persons	18	20	22	23
Max. Engine H.P.	125 H.P.	125 H.P.	150 H.P.	150 H.P.




**Bow Bed**  
Create large front lounge for sunbathing or napping. Bed stows away quickly when not in use. (Available only when factory installed—Standard on Grand Tahoe)



**Love Seat**



**Side Ladder**



**Trolling Motor**  
Neptune remote electric transom mount trolling outboard.



**JVC CD Player**



**Live Well**



**Admiral's Captain's Chair**



**Swim Raft**  
Tahoe swim raft offers the same high quality found in our pontoon boats. We offer many choices of sizes and tube diameters to meet your needs. (blue only)



**Privacy Curtain**



**Aluminum Deck**  
The Tahoe aluminum deck provides a strong floor for a lifetime of enjoyment. (Available only when factory installed.)



**Grill**  
Take your cookout to your favorite island when you use this removable deck mounted grill.



**Mooring Cover**  
Cover to protect your boat from dirt and sun. (Available only when factory installed.)



**Ski Tow Bar**



Only available when factory installed.



**Seat Covers**  
Economical—easy to install and remove. Protects your seats from dirt and sun. (Available only when factory installed.)

**Tahoe Pontoons** by Playbuoy Pontoon Manufacturing, Inc.  
903 Michigan Ave. • Alma, MI 48801 • [www.playbuoy.com](http://www.playbuoy.com)  
Worldwide 800.334.2913 • 517.463.2112 • 517.463.8226 (fax)