

Playbuoy

America's Choice



2003 Pontoon Boats



*Your satisfaction is our
pledge, your happiness
is our business.*



*Pontoon boats are
our only business.
We proudly provide you
with the best quality & value.*



*Creating family
memories for
over 25 years.*



*More Americans
choose Playbuoy pontoons.*



Playbuoy

Classic Series

To make the best pontoon boat available, it is necessary to commit all of your resources to that end. Our total commitment to producing the finest pontoon boats in the world has resulted in the Classic Series. Classic Series models are the best constructed, best designed, and best equipped pontoon boats available. The Classic Series pontoon boats will exceed your expectations by incorporating not only the construction and features you expect, but many exclusive features not found elsewhere. You need not compromise. You have found the better boat.



Playbuoy

Classic Quality

"THE BEST BUILT PONTOON BOATS YOU CAN BUY."

ALL CLASSIC MODELS
FEATURE 5 YEAR
PREMIUM 10'
BIMINI TOP

EXCLUSIVE DRY STORAGE NETTING

Playbuoy features the latest way to store your supplies! Playbuoy's exclusive, double level storage system allows you to place your coats, purse, snacks and other items in the exclusive hanging netting. Then place anchors, skis, and other durable items under the net. It's a great feature!



SECURE GRIP™ WALL RAILING

The best in the business! Ribbed 1.25" across and .090" thickness horizontal and vertical rails. Playbuoy features more vertical support rails than any other. All rails are completely anodized for lasting beauty and corrosion prevention.

FINGER GUARDS

For your safety.

SEAT FABRIC

The strongest and easiest to clean. Super-Life™ Vinyl has a 18 mil top layer with a 34 oz. overall weight. Treated with UV inhibitor and Bioguard to resist fade and mildew. Five year limited warranty.

WALL SPACERS

Wall rails are raised to allow drainage while cleaning and ventilation during storage.

BOW EYE

Reinforced stainless bow eye provides excellent strength for haulout.

HEAVY-DUTY BOW "C" CHANNEL

For maximum resistance to impact.

REFLECTIVE LOGO & STRIPING

For your safety.

PLAYBUOY CLASSIC
PONTOONS ARE AVAILABLE
IN MANY EXCITING COLORS!

(See back page for color chart.)

FIBERGLASS HELMSTAND

EXCLUSIVE SIDE KEEL PROTECTION

Classic models offer the security of welded side keels. They protect your boat against damage from side impact.

4 STAINLESS STEEL CLEATS & LIFTING EYE ASSEMBLIES

PLUSH CUSTOM
SCULPTURED 28 oz.
CARPETING IS STANDARD
ON ALL CLASSIC MODELS!

HEAVY-DUTY 4" RUB RAIL

All anodized for lasting beauty.
Bolted for maximum strength.



Playbuoy

YACHTSMAN CLASSIC

Boat Model and Size

—● Yachtsman 21'

—● Yachtsman 23'

—● Yachtsman 25'

Truly America's Choice

Experience the history of America's most successful pontoon model. Yachtsman has been America's Choice for decades. Over the years, Yachtsman has won the hearts of buyers by being the boat with the most beautiful, functional furniture and the largest group of modern standard equipment. Yachtsman's industry leading construction and design has consistently set the precedent for the future of high quality pontoon boating. Go with an American success story, Yachtsman.



YACHTSMAN 25' ELITE



Yachtsman 21' FNF



Yachtsman 21' RE



Yachtsman 23' PS HT



Playbuoy

CHALLENGER CLASSIC

Boat Model and Size

- Challenger 20'
- Challenger 22'
- Challenger 24'

The Sporty Premium Pontoon

Challenger is the choice of Pontoon boaters who want the best construction, along with sporty looks and performance. Challenger is a great boat to convert to a high performance pontoon! Challenger is also the best overall boat in it's class, and it's a big class. Compare Challenger's construction, standard features, and limited lifetime warranty to the top end boats of any brand. You will find Challenger is the best of them all.



CHALLENGER 20' RE



Challenger 22' RF



Challenger 22' Elite



Challenger 24' Elite



Playbuoy

CALYPSO CLASSIC

Boat Model and Size

- Calypso 18'
- Calypso 20'
- Calypso 22'
- Calypso 24'

Your Own Tropical Island

Enjoy swirling breezes and the soothing sounds of water on this 8½' wide, all-inclusive island. Unlike any other boat in its class, Calypso has an enormous amount of standard features. Enjoy the standard CD stereo, docklights, mooring cover, and 10' bimini top, as well as a multitude of other features that are not standard on other, less inhabitable, "islands". Your island is rock solid too. Check out Calypso's "C" channel construction, exclusive side keel protection, exclusive unbreakable nose cone fins, and exclusive under seat storage netting. OK "Mon", now this is the one for you.




Calypso 18' FRB



Calypso 20' RE



Calypso 22' Elite
(with optional
walk-on sunroof)



CALYPSO 22' REAR FISH

Playbuoy

Special Edition Series

The traditional high quality Playbuoy pontoon design is available to you as America's most popular specially priced package of features and quality! This Great American pontoon boat is designed to offer more value than any other pontoon line in the U.S.A!

Playbuoy Special Edition models feature superior construction, including features like aluminum frame seating, unbreakable nose cone fins, and .090 wall railings that are simply not found on most competitive models.

Windjammer and Tropic Special Edition models feature this quality construction bundled with a long list of standard features, (normally optional on most competitive models), to create the most beautiful, well equipped, and affordable pontoon boat you can own.

If you want high quality in a more basic, even more affordable Special Edition, we offer that, too. Choose a well built, no frills, full size Kingfisher or a 7' wide Eagle Junior model. These fully furnished models provide you with a quality boat that you can customize to your own needs.

All SE models are available with many standard pleasure or fishing interiors.

So, take advantage of the tremendous value offered in the Special Edition series. You will experience years of enjoyment on your new Playbuoy pontoon boat.



Playbuoy

Special Edition Quality



DELUXE Bimini TOP
5 YEAR LIMITED WARRANTY!

ALUMINUM SEAT FRAMES AND KICK PANELS

Clearly superior. Lifetime warranty. Aluminum seat frames won't rot like wood. Won't crack or hold water like plastic. Extra large compartments provide the largest under seat storage.

SEAT FABRIC

The strongest and easiest to clean. Super-Life™ Vinyl has a 18 mil top layer with a 34 oz. overall weight. Treated with UV inhibitor and Bioguard to resist fade and mildew. Five year limited warranty.

WALL SPACERS

Wall rails are raised to allow drainage while cleaning and ventilation while stored.



U-BAR

Exclusive 1.25" thick U-Bar is strategically placed at the very front of the deck for impact resistance.

BOW EYE

Reinforced stainless bow eye provides excellent strength for haulout.

20 oz. DIAMOND TEXTURED CARPET
5 YEAR LIMITED WARRANTY!



CUSTOM COLORS

SE models are available in many different color choices. (See back page for color chart.)

BOTTOM KEEL PROTECTION

Special welded keels protect against damage from impact.



STAINLESS STEEL EYE BOLT



WALL RAILING

1.25" across and .090" thickness horizontal and vertical rails. Playbuoy features more vertical support rails than any other. All rails are completely anodized for lasting beauty and corrosion resistance.

LIFETIME 3/4" FLOORING

The thickest and heaviest flooring used in the industry. This state-of-the-art, injection treated, 7-ply, marine flooring features a lifetime limited warranty and is attached with durable, self-tapping fasteners.



Playbuoy

WINDJAMMER SE

Beautiful, Fully Equipped, and Affordable!

Playbuoy Windjammer is the smart choice for the family that wants an affordable pontoon boat with the latest radius styling and features! You will enjoy the full seating with lounge arms, CD player, built-in depthsounder, ladder, tilt steering, built-in docklights and mooring cover. There is no need to wait any longer to spend real, quality time with your family. Windjammer's quality makes it smart; Windjammer's value makes it possible.



Boat Model and Size

- Windjammer 18'
- Windjammer 20'
- Windjammer 22'
- Windjammer 24'

Full Rear Bench (Standard)	Privacy Station	Rear Entry	Elite	Fish	Rear Fish	Fish N Fun	Angler

Use this chart for each model's interior options.



Windjammer 20' RE



Windjammer 22' RF



Windjammer 24' PS

STANDARD FEATURES

- Heavy-duty anodized circular wall railings
- 23" pontoons
- Full rear wraparound bench
- Deluxe lounge arms
- Radius bow benches
- Custom Captain's chair w/ arms
- Fiberglass helmstand with platinum instrumentation including tach, volt & fuel gauges, AM/FM CD stereo and 2 speakers
- Flip-out cup holder on Captain's stand
- In-dash graphic depthsounder
- Fire extinguisher
- Ladder
- Ralley steering wheel
- Tilt steering
- 24 gallon fuel system
- Deluxe 8' bimini top
- Deluxe mooring cover (white only)
- Cooler
- Windshield
- Built-in docklight/running light assembly
- Rear sun pad
- Triangle table
- Horn
- All aluminum seat box frames
- Radius front deck corners
- 2 cleats
- Diamond textured carpeting

OPTIONS

- Aluminum deck
- Stainless gas grill
- Deluxe Captain's chair
- Bow beds
- Aluminum hard top (9' or 12')
- Livewell in bench
- Ski tow bar
- Full camper enclosure 22' & 24' only
- Moveable cooler table
- Walk on sun roof 20'-24' only
- High performance pontoons
- Center pontoon and motor pod assembly
- Vinyl flooring (in place of carpet)
- 24" pontoons
- Stainless steel cleat & lifting eye assembly

CONSTRUCTION FEATURES

- 3/4" Lifetime marine flooring
- 1 1/4" anodized .090 gauge wall railings
- .080 gauge H5052 top grade aluminum pontoons
- Protective bottom keel
- Strongest nose cone with integrated splash fin
- Heavy-duty "Z" bar crossbeams
- 1 1/4" thick U-bar brace across the front of the boat
- Extruded aluminum risers
- Strip-locked walls with silencer foam insulation
- Heavy-duty anodized 3" rub rail
- Heavy-duty motor pod with integrated splash fins
- Lifetime warranted aluminum seat frames
- 34 oz. marine grade vinyl upholstery with UV inhibitors and biocide 5 year warranty
- Marine seat foam with plastic barrier
- REFLECTIVE SAFETY STRIPING
- Fiberglass helmstand
- Spacers under walls

STANDARD FEATURES




Captain's Stand



Deluxe Mooring Cover (white only)



Graphic Depthsounder



CD Player

Playbuoy recommends **MERCURY** outboards.



WINDJAMMER 22' ELITE

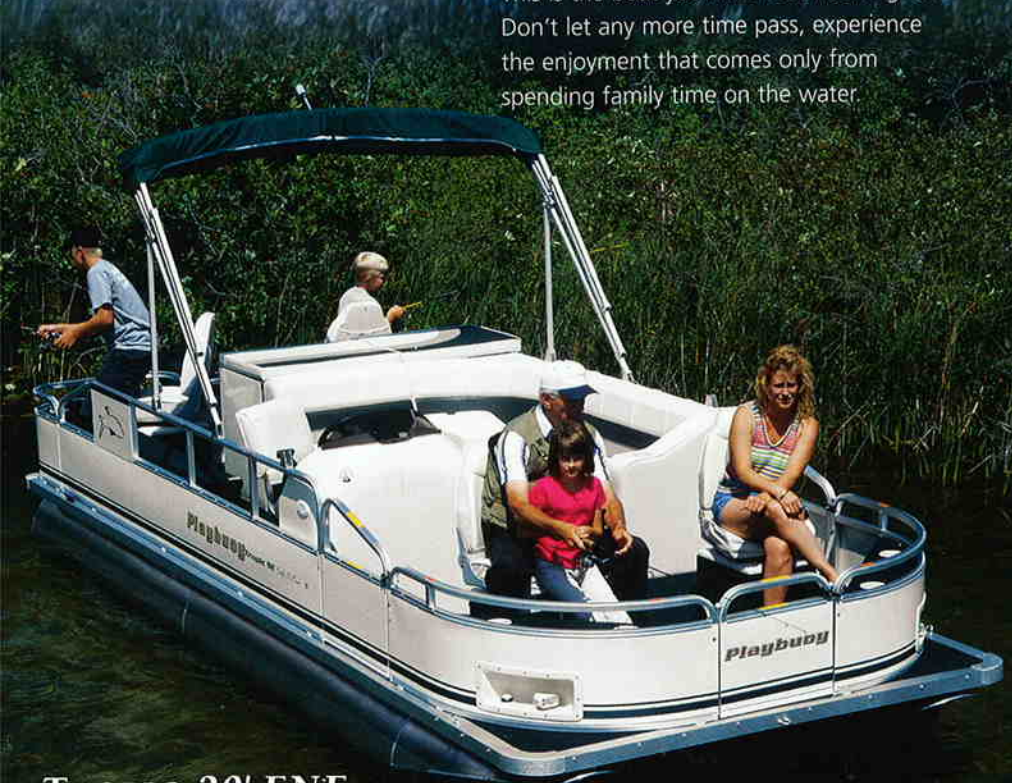

SPECIFICATIONS	18 FT.	20 FT.	22 FT.	24 FT.
Pontoon Length	18 ft.	20 ft.	22 ft.	24 ft.
Pontoon Diameter	23 in.	23 in.	23 in.	23 in.
Deck Length	18 ft.	20 ft.	22 ft.	24 ft.
Deck Width	8 ft.	8 ft.	8 ft.	8 ft.
Weight with Furniture	1,420 lbs.	1,580 lbs.	1,730 lbs.	1,850 lbs.
Max. Wt. Capacity	1,850 lbs.	2,005 lbs.	2,350 lbs.	2,550 lbs.
Max. No. of Persons	8/1480 lbs.	9/1605 lbs.	12/1880 lbs.	14/2040 lbs.
Max. Engine H.P.	75 H.P.	90 H.P.	100 H.P.	115 H.P.

Playbuoy

TROPIC SE

Our Best Seller for Fishing, Pleasure, and Fun!!

Nowhere will you find more standard features in a more affordable boat! We have assembled the most popular features on our standard Tropic and priced them as a complete package! Because of this, we can offer you the best value pontoon boat ever. Here's what you get! - A lifetime warranted boat that features; a fiberglass helmstand, platinum gauges, CD player stereo, Piranha fishfinder/depthsounder, tilt steering, mooring cover, ladder, docklights, aluminum seat frames, diamond textured carpet, and bimini top. This is the boat you have been looking for. Don't let any more time pass, experience the enjoyment that comes only from spending family time on the water.



TROPIC 20' FNF

Boat Model and Size

- Tropic 18'
- Tropic 20'
- Tropic 22'
- Tropic 24'

Full Rear Bench (Standard)	Privacy Station	Rear Entry	Elite	Fish	Rear Fish	Fish N Fun	Angler

Use this chart for each model's interior options.



Tropic 18' Fish



Tropic 20' RE



Tropic 22' Elite

STANDARD FEATURES

- 22" pontoons
- Full rear wraparound bench
- Bow benches
- Custom Captain's chair w/ arms
- Fiberglass helmstand with platinum instrumentation including tach, volt & fuel gauges, AM/FM CD stereo and 2 speakers
- Flip-out cup holder on Captain's stand
- Running lights and docklights
- In-dash graphic depthsounder
- Fire extinguisher
- Ladder
- Ralley steering wheel
- Tilt steering
- 24 gallon fuel system
- Deluxe 8' bimini top
- Deluxe mooring cover (white only)
- Windshield
- Rear sun pad
- Triangle table
- Horn
- All aluminum seat box frames
- Radius front deck corners
- 2 cleats
- Diamond textured carpeting

OPTIONS

- Aluminum deck
- Stainless gas grill
- Deluxe Captain's chair
- Bow beds
- Aluminum hard top (9' or 12')
- Livewell in bench
- Ski tow bar
- Full camper enclosure 22' & 24' only
- Moveable cooler table
- High performance pontoons
- Cooler
- Center pontoon and motor pod assembly
- Vinyl flooring (in place of carpet)
- 23" or 24" pontoons
- Stainless steel cleat & lifting eye assembly

CONSTRUCTION FEATURES

- 3/4" Lifetime marine flooring
- 1 1/4" anodized .090 gauge wall railings
- .080 gauge H5052 top grade aluminum pontoons
- Protective bottom keel
- Strongest nose cone with integrated splash fin
- Heavy-duty "Z" bar crossbeams
- 1 1/4" thick U-bar brace across the front of the boat
- Extruded aluminum risers
- Strip-locked walls with silencer foam insulation
- Heavy-duty anodized 3" rub rail
- Heavy-duty motor pod with integrated splash fins
- Lifetime warranted aluminum seat frames
- 34 oz. marine grade vinyl upholstery with UV inhibitors and biocide 5 year warranty
- Marine seat foam with plastic barrier
- REFLECTIVE SAFETY STRIPING
- Fiberglass helmstand
- Spacers under walls

STANDARD FEATURES



Captain's Stand



Deluxe Mooring Cover (white only)



Graphic Depthsounder



CD Player



Playbuoy recommends **MERCURY** outboards.

SPECIFICATIONS	18 FT.	20 FT.	22 FT.	24 FT.
Pontoon Length	18 ft.	20 ft.	22 ft.	24 ft.
Pontoon Diameter	22 in.	22 in.	22 in.	22 in.
Deck Length	18 ft.	20 ft.	22 ft.	24 ft.
Deck Width	8 ft.	8 ft.	8 ft.	8 ft.
Weight with Furniture	1,170 lbs.	1,360 lbs.	1,460 lbs.	1,530 lbs.
Max. Wt. Capacity	1,750 lbs.	2,005 lbs.	2,250 lbs.	2,400 lbs.
Max. No. of Persons	7/1400 lbs.	8/1605 lbs.	10/1800 lbs.	12/1992 lbs.
Max. Engine H.P.	60 H.P.	75 H.P.	90 H.P.	100 H.P.

Playbuoy

KINGFISHER SE

The most affordable full size model.

Kingfisher – This model is built with the same furniture and construction as all SE models. Lots of fun awaits those families who need to get on the water with a minimum of fuss and price. This makes it a great choice for fishing or simple cruising.



KINGFISHER 20' ANGLER

Boat Model and Size	Full Rear Bench (Standard)	Privacy Station	Rear Entry	Fish	Rear Fish	Angler	Angler 2	Center Console
Kingfisher 16'								
Kingfisher 18'								
Kingfisher 20'								
Kingfisher 22'								
Kingfisher 24'								

Use this chart for each model's interior options.



Kingfisher 16' FRB



Kingfisher 18' RE



Kingfisher 20' PS

STANDARD FEATURES

- 22" pontoons
- Full rear wraparound bench
- Bow benches
- Fishing Captain's chair
- Fiberglass helmstand including woodgrain panel
- Flip-out cup holder on Captain's stand
- Running lights and docklights
- Ralley steering wheel
- Deluxe 8' bimini top
- Windshield
- Ladder
- Rear sun deck
- Triangle table
- Horn
- All aluminum seat box frames
- Radius front deck corners
- 2 cleats
- Diamond textured carpeting

OPTIONS

- Tachometer & voltmeter
- Mooring cover
- Stereo w/ speakers
- Aluminum deck
- Stainless gas grill
- Custom Captain's chair
- Deluxe Captain's chair
- Aluminum hard top (9' or 12')
- Livewell in bench
- Ski tow bar
- Full camper enclosure 22' & 24' only
- Moveable cooler table
- High performance pontoons
- 12 or 24 gallon built-in fuel tank
- Center pontoon and motor pod assembly
- Vinyl flooring (in place of carpet)
- In-dash graphic depthsounder
- 23" or 24" pontoons
- Stainless steel cleat & lifting eye assembly

CONSTRUCTION FEATURES

- ¾" Lifetime marine flooring
- 1¼" anodized .090 gauge wall railings
- .080 gauge H5052 top grade aluminum pontoons
- Protective bottom keel
- Strongest nose cone with integrated splash fin
- Heavy-duty "Z" bar crossbeams
- 1¼" thick U-bar brace across the front of the boat
- Extruded aluminum risers
- Strip-locked walls with silencer foam insulation
- Heavy-duty anodized 3" rub rail
- Deluxe .125 gauge motor pod with integrated splash fins
- Lifetime warranted aluminum seat frames
- 34 oz. marine grade vinyl upholstery with UV inhibitors and biocide 5 year warranty
- Marine seat foam with plastic barrier
- REFLECTIVE SAFETY STRIPING
- Fiberglass helmstand
- Spacers under walls

STANDARD FEATURES



Captain's Stand



Aluminum Seat Frames



Reflective Logo & Stripes



Ladder



Playbuoy recommends **MERCURY** outboards.

SPECIFICATIONS	16 FT.	18 FT.	20 FT.	22 FT.	24 FT.
Pontoon Length	16 ft.	18 ft.	20 ft.	22 ft.	24 ft.
Pontoon Diameter	22 in.	22 in.	22 in.	22 in.	22 in.
Deck Length	16 ft.	18 ft.	20 ft.	22 ft.	24 ft.
Deck Width	8 ft.	8 ft.	8 ft.	8 ft.	8 ft.
Weight with Furniture	1,040 lbs.	1,170 lbs.	1,360 lbs.	1,460 lbs.	1,530 lbs.
Max. Wt. Capacity	1,487 lbs.	1,750 lbs.	2,005 lbs.	2,250 lbs.	2,490 lbs.
Max. No. of Persons	6/1190 lbs.	7/1400 lbs.	8/1605 lbs.	10/1800 lbs.	12/1992 lbs.
Max. Engine H.P.	40 H.P.	60 H.P.	75 H.P.	90 H.P.	100 H.P.

Playbuoy

MISCELLANEOUS OPTIONS

CENTER TUBE SYSTEM SPECS

CLASSIC MODELS	Center Tube hp rating	Center Tube weight with furn.	Center Tube weight capacity	Center Tube person capacity
1823x8.5 Calypso	90	1397	2280	10
2023x8.5 Calypso	115	1606	2466	11
2223x8.5 Calypso	125	1716	2880	15
2423x8.5 Calypso	150	1793	3120	18
2023x8.5 Challenger	115	1848	2406	11
2223x8.5 Challenger	125	2013	2820	15
2423x8.5 Challenger	150	2145	3060	18
2124x8.5 Yachtsman	135	1870	2760	15
2324x8.5 Yachtsman	150	2035	3060	18
2524x8.5 Yachtsman	175	2173	3360	18

SE MODELS

1422x7 Eagle Jr. SE	40	858	1440	5
1622x7 Eagle Jr. SE	50	881	1770	7
1622x8 Kingfisher SE	60	1144	1784	7
1822x8 Kingfisher SE	75	1287	2100	9
2022x8 Kingfisher SE	100	1496	2406	10
2222x8 Kingfisher SE	115	1606	2700	13
2422x8 Kingfisher SE	125	1683	2988	15
1822x8 Tropic SE	75	1287	2100	9
2022x8 Tropic SE	100	1496	2406	10
2222x8 Tropic SE	115	1606	2700	13
2422x8 Tropic SE	125	1683	2988	15
1823x8 Windjammer SE	90	1562	2220	10
2023x8 Windjammer SE	115	1738	2406	11
2223x8 Windjammer SE	125	1903	2820	15
2423x8 Windjammer SE	150	2035	3060	18

HIGH PERFORMANCE PONTOONS



(Available only when factory installed)



Lay the throttle down and make your High Performance Pontoons turn your boat into a faster, more versatile family boat. These superior High Performance Pontoons are uniquely designed to give your boat performance on demand. But at slower speeds they do not affect your boat's ability to retain the luxurious pontoon ride you expect. High Performance Pontoons are available only on Center Tube models as a factory installed option only. High Performance Pontoons work best on 20' and longer boats when powered by 90 Hp and above.

PLAYBUOY INTERIOR OPTIONS!

When a model is ordered with a specific interior option, the boat retains its normal standard features for that model along with the following interior changes:

PRIVACY STATION — Standard on Yachtsman. Available on most other models (Except Eagle Jr.) *Stbd rear corner has pop-up privacy station in lieu of rear entry gate with ladder or full rear bench.*

REAR ENTRY — Standard on Challenger and Calypso. Available on most other models (Except Eagle Jr.) *Stbd rear corner has rear entry gate and ladder in lieu of pop-up privacy station or full rear bench.*

FULL REAR BENCH — Standard on Windjammer, Tropic, Kingfisher and Eagle Jr. Available on all other models. *Stbd rear corner has full rear bench in lieu of pop-up privacy station or rear entry gate with ladder.*

ELITE — Available on many models (Except 21' Yachtsman, 20' Challenger, 20' Windjammer, Kingfisher, Eagle Jr., or any 16', or 18' models) *Furniture is moved forward, a side privacy station is added, and a rear entry gate with ladder is standard. Starboard gate may be eliminated on some models.*

REAR FISH — Available on many models (Except 21' Yachtsman, 20' Challenger, 20' Windjammer, Eagle Jr., or any 16', or 18' models) *Furniture is moved forward, a mid boat privacy station is added, a mid boat fuel compartment and livewell are added, 2 rear fishing stations are added, rod box and tackle box are added.*

FISH N FUN — Available on many models (Except Kingfisher, Eagle Jr., or any 16' or 18' models) *Furniture is moved forward, bow benches are removed, a mid boat privacy station is added, a mid boat fuel compartment and livewell are added, 2 front fishing stations and 2 rear fishing stations are added, rod box and tackle box are added, front livewell is added, trolling plug is added. A corner bench is added to the 24' model. All Fish & Fun boats feature round front walls.*

ANGLER — Available on 18' models or any 18' and longer Kingfisher models *Furniture is moved forward, bow benches are removed (except 24' models), 2 front fishing stations and 2 rear fishing stations are added, livewell is added above fuel storage compartment, and trolling plug is added in storage box. All Angler boats feature round front walls.*

FISH — Available on all models *Remove bow benches, add 2 fishing stations, add livewell under bench.*

CENTER CONSOLE FISH — Only available on 18' & 20' Kingfisher, and on 16' Eagle Jr. *Straight rear bench, livewell under flip flop (under bow fish chair on Eagle Jr.), Captain's stand in center, flip-flop Captain's chair (fishing Captain's chair on Eagle Jr.)*

ANGLER TWO — Only available on 18' & 20' Kingfisher. *Benches are removed, 2 side flip-flop seats are added, flip-flop Captain's chair is used, 4 fish chairs, 2 rear storage boxes. Livewell in port front flip-flop. Rectangular table between port flip-flop seats.*

PATIO — Patio interior available at additional cost. Available only on Classic 24' and 25' models.

Front walls are extended to the front of the boat and 2 deluxe chairs are placed in the open area, a side privacy station is added, and a rear entry gate with ladder is standard. Bow benches are modified.



Privacy Station


AVAILABLE OPTIONS



Aluminum Deck



Bow Beds



Ski Tow Bar



Stainless Gas Grill



Movable Cooler Table



Camper Enclosure



Aluminum Hard Top



28 oz. Carpet (SE upgrade)



Mood Lighting



Walk-On Sunroof



Live Well Under Bench



Reclining Chair



Admiral's Chair



Tilt Steering



Vinyl Flooring (in place of carpet)

COLOR CHARTS

Yachtsman and Challenger

MAIN	ACCENT	CARPET
RED TERRACOTTA	NEUTRAL	CHAMPAGNE
DEEP PURPLE	NEUTRAL	DEEP PURPLE
MOUNTAIN ROCK	NEUTRAL	CHAMPAGNE
COBALT BLUE	NEUTRAL	NAVY BLUE
POPLAR GREEN	NEUTRAL	HUNTER GREEN
PARSLEY GREEN	NEUTRAL	SAGE GREEN
PLUM CABERNET	NEUTRAL	DARK RED

Calypso, Windjammer, Tropic, Kingfisher, and Eagle Jr.

MAIN	ACCENT	TRIM	CARPET
RED TERRACOTTA	GOLD	BLACK	CHAMPAGNE
COBALT BLUE	METALLIC HELMUT BLUE	GOLD	NAVY BLUE
MOUNTAIN ROCK	MOONROCK TAN	GOLD	CHAMPAGNE
HUNTER GREEN	MOONROCK TAN	GOLD	HUNTER GREEN
SAGE GREEN	MOONROCK TAN	GOLD	SAGE
PLUM BURGUNDY	GOLD	BLACK	BURGUNDY
DEEP PURPLE	METALLIC SMOKEWOOD LAVENDER	GOLD	DEEP PURPLE
AQUA	TEAL	YELLOW	TEAL
COBALT BLUE	METALLIC HELMUT BLUE	YELLOW	NAVY BLUE
DEEP PURPLE	METALLIC SMOKEWOOD LAVENDER	YELLOW	PURPLE



PLAYBUOY PONTOON MANUFACTURING, INC.

903 Michigan Ave. • Alma, MI 48801

Worldwide 800.334.2913 • 989.463.2112 • 989.463.8226 (fax)

www.thepontoons.com



Sharing in the Partnership of Success



National
Marine
Manufacturers
Association



Please Read Carefully

Dimensions, capacities, ratings and additional specifications plus complete warranty and service information are available from your Playbuoy dealer. Product illustrations and data within this catalog are based upon information available at the time of publication. Playbuoy reserves the right to make changes without notice or obligation. Ask your local Playbuoy dealer for the most current product specifications prior to purchase. Some of the equipment shown separately or on products illustrated in this catalog may be optional at extra cost. Playbuoy is a member in good standing of the National Marine Manufacturer's Association (NMMA). All Playbuoy boats meet or exceed the standards established by this organization under the NMMA certification program. NMMA establishes standards for flotation, fuel systems, ventilation, electrical and safety.

