

Made in the USA
Playbuoy
America's Choice



2004

Playbuoy
PONTOONS™



*Creating family memories
for over 25 years.*



*P*ontoons are our only business. We proudly provide you with the best quality and value. More Americans choose Playbuoy pontoons than any other brand.

*Y*our satisfaction is our pledge, your happiness is our business.

Classic Series

Classic Quality

To make the best pontoon boat available, it is necessary to commit all of your resources to that end. Our total commitment to producing the finest pontoon boats in the world has resulted in the Classic Series. Classic Series models are the best constructed, best designed, and best equipped pontoon boats available. The Classic Series pontoon boats will exceed your expectations by incorporating not only the construction and features you expect, but many exclusive features not found elsewhere. You need not compromise. You have found the better boat.



Heavy Duty 10' Bimini Top

Featuring 1 1/4" framing and 5 year Top Gun fabric.

Exclusive Dry Storage Matting

Playbuoy's exclusive removable matting keeps your supplies high and dry with no place for water to collect. Remove it for easy vacuuming and cleanup. "It's a great feature"

Playbuoy

PONTOONS™

Seat Fabric

The strongest and easiest to clean. 34 oz. non woven 2-way expanded vinyl. Treated with UV inhibitor and Bioguard to resist fade and mildew. Five year limited warranty. Yachtsman features simulated leather feel.



Secure Grip™ Wall Railing

The best in the business! Ribbed 1.25" across and .090" thickness horizontal and vertical rails. Playbuoy features more vertical support rails than any other. All rails are completely anodized for lasting beauty and corrosion prevention.

Finger Guards

For your safety.

Wall Spacers

Wall rails are raised to allow drainage while cleaning and ventilation during storage.

Heavy-Duty Bow "C" channel

For maximum resistance to impact.

Fiberglass Helmstand

Bow Eye

Reinforced stainless bow eye provides excellent strength for haul-out.

Exclusive Side Keel Protection

Classic models offer the security of welded side keels. They protect your boat against damage from side impact.

4 Stainless Steel Cleats & Lifting Eye Assemblies

Reflective Logo & Striping

For your safety.

Heavy-Duty 4" Rub Rail

All anodized for lasting beauty. Bolted for maximum strength.

Plush Custom Sculptured 28 oz. Carpeting is Standard on all Classic Models!



Playbuoy Classic Pontoons Are Available In Many Exciting Colors!

(See back page for color chart.)

Yachtsman Classic

Playbuoy

PONTOONS

More than you ever expected...

America's choice for the best luxury pontoon now has America's most revolutionary design and features! This sleek new radial design gives you the most extraordinary looking pontoon you can buy. The seating is new and exciting with the freshest look from our famous designer. The overstuffed and plush sundeck pad is uniquely rounded, comfortable and roomy, with better motor noise dampening. Yachtsman is the only pontoon featuring an all new leather feel seat material on it's plush, sweeping, radius furniture. Enjoy more features than you ever expected! Let Yachtsman guide you to any destination you desire using the exciting new built in combination GPS, depthsounder, and speedometer system. Enjoy pontoon boating's first waterproof high power CD stereo with large illuminated user-friendly buttons. That's only the beginning. Take the time to explore the amazing Yachtsman. You will find an enormous amount of additional standard features, the highest quality construction, and the lifestyle enhancing luxury you have been looking for.

Yachtsman Classic



Challenger Classic

Challenger Classic

You get more of everything!

Everything on a Challenger is Exceptional. The radius walls and plush interior give you the beauty of the industry's latest designs. The abundance of included features simply can't be found standard anywhere else. Challenger's Classic construction quality exceeds the standards that are acceptable to others. Dare to compare this premium boat to the top of any competitor's line. Challenger's plush pillowed furniture is tailored using the latest 34 oz expanded marine vinyl, the 28oz custom designer carpet is thicker and more plush, the bimini top is stronger, the dash is beautiful and better equipped, the standard GPS is unbelievable. Owning a Challenger will not only give you many wonderful experiences on the water, but also the comfort of knowing you have found the exceptional boat you were looking for.



Challenger 22' Elite



Challenger 22' P.S. RF



Challenger 24' Elite

Calypso Classic

Playbuoy

Calypso Classic

The greatest combination of beauty, style, comfort and strength.

The Calypso gives you the most exciting, feature packed traditional design pontoon you can buy. Calypso's new beautiful swirling furniture is this years clear leader for famous designer beauty. The wide body 8'6" design provides an enormous amount of interior space. Add to this the longest list of standard features including GPS, Mooring cover, Cd stereo, built-in dock lights plus many more standards you wont find anywhere else. Because the Calypso is a Classic model, all of its beautiful furniture and standard features come mounted on the industry's strongest framework.



Calypso 20' RE



Calypso 22' Fish



Calypso 24' FNF

Special Edition Series

Quality SE

The traditional high quality Playbuoy pontoon design is available to you as America's most popular specially priced package of features and quality! This Great American pontoon boat is designed to offer more value than any other pontoon line in the U.S.A!

Playbuoy Special Edition models feature superior construction, including features like aluminum frame seating, unbreakable nose cone fins, and .090 wall railings that are simply not found on most competitive models.

Windjammer and Tropic Special Edition models feature this quality construction bundled with a long list of standard features, (normally optional on most competitive models), to create the most beautiful, well equipped, and affordable pontoon boat you can own.

If you want high quality in a more basic, even more affordable Special Edition, we offer that, too. Choose a well built, no frills, full size Kingfisher or a 7' wide Eagle Junior model. These fully furnished models provide you with a quality boat that you can customize to your own needs.

All SE models are available with many standard pleasure or fishing interiors.

So, take advantage of the tremendous value offered in the Special Edition series. You will experience years of enjoyment on your new Playbuoy pontoon boat.



Playbuoy Pontoons

Deluxe Bimini Top
5 year limited warranty!



Aluminum Seat Frames and Kick Panels

Clearly superior. Lifetime warranty. Aluminum seat frames won't rot like wood. Won't crack or hold water like plastic. Extra large compartments provide the largest under seat storage.

Seat Fabric

The strongest and easiest to clean. 34 oz. expanded vinyl. Treated with UV inhibitor and Bioguard to resist fade and mildew. Five year limited warranty.

Wall Spacers

Wall rails are raised to allow drainage while cleaning and ventilation while stored.



U-Bar

Exclusive 1.25" thick U-Bar is strategically placed at the very front of the deck for impact resistance.

Bow Eye

Reinforced stainless bow eye provides excellent strength for haul-out.

20 oz. Diamond Textured Carpet
5 year limited warranty!



Custom Colors

SE models are available in many different color choices. (See back page for color chart.)

Bottom Keel Protection


Special welded keels protect against damage from impact.



Wall Railing

1.25" across and .090" thickness horizontal and vertical rails. Playbuoy features more vertical support rails than any other. All rails are completely anodized for lasting beauty and corrosion resistance.

4 Stainless Steel Cleats and Lifting Eye Assemblies



Lifetime 3/4" Flooring

The thickest and heaviest flooring used in the industry. This state-of-the-art, injection treated, 7-ply, marine flooring features a lifetime limited warranty and is attached with durable, self-tapping fasteners.



Windjammer SE

Standard Features

- Heavy duty front radial walls
- Beautiful custom seating
- Lounge arms
- 2-Portable cup holders
- Aluminum lifetime seat frames
- Deluxe fiberglass helmstand with windshield
- Woodgrain dash panel with silver tach / volt / fuel gauges
- Tilt steering wheel
- JBL Prospec CD stereo with 2 speakers
- In-dash graphic depthsounder
- Fire extinguisher / horn
- Custom Captain's Chair with arms
- 8' Odyssey III bimini top
- Gold accent striping with built-in reflective stripe
- Ladder
- Odyssey III mooring cover (Off White color only)
- Table
- 20 oz. diamond textured carpet
- Built in docklight / running light assembly
- 24 gallon fuel system
- Reflective safety striping
- 23" Pontoons

Options

- Aluminum deck
- Rail-mount grill
- Deluxe Captain's Chair
- Inflatable bow bed
- Aluminum hard top (9' or 12')
- Livewell in bench
- Ski tow bar
- Full camper enclosure 22' and 24' only
- Moveable cooler table
- Walk on sun roof 20' - 24' only
- High-performance pontoons
- Center pontoon and motor pod assembly
- Built in GPS / Graphic Depthsounder
- Vinyl flooring (in place of carpet)
- 24" Pontoons
- Hydraulic steering

Playbuoy recommends
MERCURY outboards.

Beautiful, Fully Equipped and Affordable!

Playbuoy Windjammer is the smart choice for the family that wants an affordable pontoon boat with the latest radius styling and features! You will enjoy the full seating with lounge arms, CD player, built-in depthsounder, ladder, tilt steering, built-in docklights and mooring cover. There is no need to wait any longer to spend real, quality time with your family. Windjammer's quality makes it smart; Windjammer's value makes it possible.

Standard Features



- A. Fiberglass Captain's Stand
- B. Mooring Cover
- C. Lounge Arm
- D. Graphic Depthsounder
- E. CD Stereo
- F. 2-Portable Cup Holders

Specifications	18 ft.	20 ft.	22 ft.	24 ft.
Pontoon Length	18 ft.	20 ft.	22 ft.	24 ft.
Pontoon Diameter	23 in.	23 in.	23 in.	24 in.
Deck Length	18 ft.	20 ft.	22 ft.	24 ft.
Deck Width	8 ft.	8 ft.	8 ft.	8 ft.
Weight with Furniture	1,420 lbs.	1,580 lbs.	1,730 lbs.	1,850 lbs.
Max. Wt. Capacity	1,850 lbs.	2,005 lbs.	2,350 lbs.	2,550 lbs.
Max. No. of Persons	8/1480 lbs.	9/1605 lbs.	12/1880 lbs.	14/2040 lbs.
Max. Engine H.P.	75 H.P.	90 H.P.	100 H.P.	115 H.P.

Full Rear Bench	Privacy Station	Rear Entry	Elite	Fish-N-Cruise	Rear Fish	Boat Model and Size
						Windjammer 18'
						Windjammer 20'
						Windjammer 22'
						Windjammer 24'

Each one of our pontoon boats is available with your choice of interior. Use this chart for each model's interior options.

Windjammer SE 24' Elite



Windjammer SE 18' FRB



Windjammer SE 20' PS



Windjammer SE 22' RE



Windjammer SE 22' FNC

Standard Features

- Traditional heavy duty front walls
- Beautiful custom seating
- Aluminum lifetime seat frames
- Deluxe fiberglass helmstand with windshield
- Woodgrain dash panel with silver tach / volt / fuel gauges
- Tilt steering wheel
- JBL Prospec CD stereo with 2 speakers
- In dash graphic depthsounder
- Fire extinguisher / horn
- Custom captain's chair with arms
- 8' Odyssey III bimini top
- Gold accent striping with built-in reflective stripe
- Ladder
- Odyssey III mooring cover (Off White color only)
- Table
- 20 oz. diamond textured carpet
- Built in docklight / running light assembly
- 24 gallon fuel system
- Reflective safety striping
- 23" Pontoons

Options

- Aluminum deck
- Rail mount grill
- Deluxe Captain's Chair
- Inflatable bow bed
- Aluminum hard top (9' or 12')
- Livewell in bench
- Ski tow bar
- Full camper enclosure 22' and 24' only
- Moveable cooler table
- Walk on sun roof 20' - 24' only
- High performance pontoons
- Center pontoon and motor pod assembly
- Built in GPS / Graphic Depthsounder
- Vinyl flooring (in place of carpet)
- 24" Pontoons
- Hydraulic steering

Playbuoy recommends
MERCURY outboards.

Our Best Seller for Fishing, Pleasure and Fun!

Nowhere will you find more standard features in a more affordable boat! We have assembled the most popular features on our standard Tropic and priced them as a complete package! Because of this, we can offer you the best value pontoon boat ever. Here's what you get! - A lifetime warranted boat that features; a fiberglass helmstand, platinum gauges, CD player stereo, Piranha fishfinder/depthsounder, tilt steering, mooring cover, ladder, docklights, aluminum seat frames, diamond textured carpet, and bimini top. This is the boat you have been looking for. Don't let any more time pass, experience the enjoyment that comes only from spending family time on the water.

Standard Features



- A. Fiberglass Captain's Stand
- B. Mooring Cover
- C. Stereo
- D. Graphic Depthsounder
- E. Tilt Steering
- F. Built-in Dock Lights

Specifications	18 ft.	20 ft.	22 ft.	24 ft.
Pontoon Length	18 ft.	20 ft.	22 ft.	24 ft.
Pontoon Diameter	23 in.	23 in.	23 in.	23 in.
Deck Length	18 ft.	20 ft.	22 ft.	24 ft.
Deck Width	8 ft.	8 ft.	8 ft.	8 ft.
Weight with Furniture	1,420 lbs.	1,580 lbs.	1,730 lbs.	1,850 lbs.
Max. Wt. Capacity	1,850 lbs.	2,005 lbs.	2,350 lbs.	2,550 lbs.
Max. No. of Persons	8/1480 lbs.	9/1605 lbs.	12/1880 lbs.	14/2040 lbs.
Max. Engine H.P.	75 H.P.	90 H.P.	100 H.P.	115 H.P.

Tropic SE 24' Elite



Tropic SE 18' FRB



Tropic SE 20' RE



Tropic SE 22' RF



Tropic SE 20' FNF

Full Rear Bench	Privacy Station	Rear Entry	Elite	Full Rear Bench Fish	Rear Fish	Fish-N-Fun	Angler	Boat Model and Size
								Tropic 18'
								Tropic
								Tropic 22'
								Tropic 24'

Each one of our pontoon boats is available with your choice of interior. Use this chart for each model's interior options.

Kingfisher SE

Standard Features

- Traditional heavy duty front walls
- Beautiful custom seating
- Aluminum lifetime seat frames
- Custom fiberglass helmstand
- Rally steering wheel
- Fishing Captain's Chair
- 8' Odyssey III bimini top
- Gold accent striping with built-in reflective stripe
- Ladder
- Table
- 20 oz diamond textured carpet
- Reflective safety striping
- 22" Pontoon
- Horn

Options

- Tachometer and Voltmeter
- Mooring cover
- Stereo with speakers
- Aluminum Deck
- Rail mounted Grill
- Custom Captain's Chair
- Deluxe Captain's Chair
- Aluminum Hard Top (9' or 12')
- Livewell in Bench
- Ski tow bar
- Full Camper Enclosure 22', and 24' only
- Moveable cooler table
- Docklights (built-in)
- built-in Depthsounder graph
- 12 or 24 gallon built-in fuel tank
- Center pontoon and motor pod assembly
- High performance Pontoons

Playbuoy recommends **MERCURY** outboards.



The most affordable full size model.

Kingfisher - This model is built with the same furniture and construction as all SE models. Lots of fun awaits those families who need to get on the water with a minimum of fuss and price. This makes it a great choice for fishing or simple cruising.

Standard Features



A. Fiberglass Captain's Stand
 B. Aluminum Seat Frame With Storage Netting
 C. Fishing Captain's Chair
 D. Ladder

Specifications	16 ft.	18 ft.	20 ft.	22 ft.	24 ft.
Pontoon Length	16 ft.	18 ft.	20 ft.	22 ft.	24 ft.
Pontoon Diameter	22 in.	22 in.	22 in.	22 in.	22 in.
Deck Length	16 ft.	18 ft.	20 ft.	22 ft.	24 ft.
Deck Width	8 ft.	8 ft.	8 ft.	8 ft.	8 ft.
Weight with Furniture	1,040 lbs.	1,170 lbs.	1,360 lbs.	1,460 lbs.	1,530 lbs.
Max. Wt. Capacity	1,487 lbs.	1,750 lbs.	2,005 lbs.	2,250 lbs.	2,490 lbs.
Max. No. of Persons	6/1190 lbs.	7/1400 lbs.	8/1605 lbs.	10/1800 lbs.	12/1992 lbs.
Max. Engine H.P.	40 H.P.	60 H.P.	75 H.P.	90 H.P.	100 H.P.

Kingfisher SE 20' RE



Kingfisher SE 16' FRB



Kingfisher SE 18' Angler 2



Kingfisher SE 20' Angler



Kingfisher SE 20' Fish

Full Rear Bench	Privacy Station	Rear Entry	Full Rear Bench Fish	Angler	Angler 2	Boat Model and Size
						Kingfisher 16'
						Kingfisher 18'
						Kingfisher 20'
						Kingfisher 22'
						Kingfisher 24'

Each one of our pontoon boats is available with your choice of interior. Use this chart for each model's interior options.

Eagle Jr. SE

Standard Features

- Traditional front walls
- Beautiful custom seating
- Deluxe expanded Vinyl
- Aluminum lifetime seat frames
- Custom fiberglass helmstand
- Rally steering wheel
- Custom Odyssey III bimini top
- Gold accent striping with built-in reflective stripe
- 20 oz. diamond textured carpet
- Reflective safety striping
- 22" Pontoons

Options

- Tachometer and Voltmeter
- Mooring Cover
- Dock Lights (built-in)
- Stereo with speakers
- Aluminum Deck
- Livewell in Bench
- Vinyl flooring
- Center pontoon and motor pod assembly
- Ladder
- Table

Playbuoy recommends
MERCURY outboards.



Eagle SE JR. 16' Fish



Eagle SE JR. 14' Fish



Eagle SE JR. 16'



Eagle SE JR. 14' Family

Specifications	14 ft.	16 ft.
Pontoon Length	14 ft.	16 ft.
Pontoon Diameter	22 in.	22 in.
Deck Length	14 ft.	16 ft.
Deck Width	7 ft.	7 ft.
Weight with Furniture	760 lbs.	780 lbs.
Max. Wt. Capacity	1,200 lbs.	1,475 lbs.
Max. No. of Persons	4/960 lbs.	6/1180 lbs.
Max. Engine H.P.	25 H.P.	40 H.P.

Interior Options	Boat Model and Length
	Eagle JR. 14'
	Eagle JR. 16'

Eagle JR. 14'

Eagle JR. 16'

Each one of our pontoon boats is available with your choice of interior. Use this chart for each model's interior options.

America's best selling compact pontoon

This easy to trailer, easy to drive, and easy to afford pontoon has pleased thousands of owners! Only Eagle Jr. has the high quality construction you want in such an affordable boat. Perfect for electric power or small gas engines.

High Performance Rules!

Get A Pontoon With An Attitude!



High Performance Pontoons

Lay the throttle down and make your High Performance Pontoons turn your boat into a faster, more versatile family boat. When you equip your boat with the Center Tube System (CTS) and the High Performance Pontoons (HPP) you get a setup uniquely designed to give your boat performance on demand. Your roomy CTS/HPP equipped pontoon can be the versatile watercraft that everyone can agree on. There's no need to compromise, a CTS/HPP equipped model allows you to pull skiers, inner tubes and wakeboards with ease*, but at lower speeds CTS/HPP does not affect your boat's ability to maintain the luxurious pontoon ride you expect.

If you simply need more buoyancy and HP capacity you can equip your boat with the CTS only.

CTS and CTS/HPP are only available as a factory installed option, CTS/HPP works best on 20' and longer models equipped with 90 HP and above.

Optional hydraulic steering is recommended for 115 HP and larger.

*When equipped with adequate Horsepower



Center Tube System Specs

Model	Max HP Standard CTS	Max HP CTS W/HPP	Weight W/Turn	Max. Weight Capacity	Max # Persons
CLASSIC MODELS					
1823x8.5 Calypso	90	90	1397	1900	8
2023x8.5 Calypso	115	135	1606	2055	9
2223x8.5 Calypso	125	150	1716	2400	12
2423x8.5 Calypso	150	175	1793	2600	14
2024x8.5 Challenger	135	150	1848	2300	12
2224x8.5 Challenger	150	175	2013	2550	14
2424x8.5 Challenger	175	225	2145	2800	16
2324x8.5 Yachtsman	150	175	2035	2550	14
2524x8.5 Yachtsman	175	225	2173	2800	16
2724x8.5 Yachtsman	200	250	2506	3050	18
SE MODELS					
1422x7 Eagle Jr. SE	40	40	858	1200	4
1622x7 Eagle Jr. SE	50	50	881	1475	6
1622x8 Kingfisher SE	60	60	1144	1487	6
1822x8 Kingfisher SE	75	75	1287	1750	7
2022x8 Kingfisher SE	100	100	1496	2005	8
2222x8 Kingfisher SE	115	115	1606	2250	10
2422x8 Kingfisher SE	125	125	1683	2490	12
1823x8 Tropic SE	90	90	1562	1850	8
2023x8 Tropic SE	115	115	1738	2005	9
2223x8 Tropic SE	125	125	1903	2350	12
2422x8 Tropic SE	150	150	2035	2550	14
1823x8 Windjammer SE	90	90	1562	1850	8
2023x8 Windjammer SE	115	115	1738	2005	9
2223x8 Windjammer SE	125	125	1903	2350	12
2423x8 Windjammer SE	150	150	2035	2550	14

(Available only when factory installed)

I/O Available! Classic Only

Playbuoy Interior Options

When a model is ordered with a specific interior option, the boat retains its normal standard features for that model along with the following interior changes:



PRIVACY STATION — Available on most models (Except Eagle Jr.) Starboard rear corner has pop-up privacy station in lieu of rear entry gate with ladder or full rear bench.



REAR ENTRY — Available on most models (Except Eagle Jr.) Starboard rear corner has rear entry gate and ladder in lieu of pop-up privacy station or full rear bench.



FULL REAR BENCH — Available on all models. Starboard rear corner has full rear bench in lieu of pop-up privacy station or rear entry gate with ladder.



ELITE — Available on many models (Except 20' Challenger, 20' Windjammer, Kingfisher, Eagle Jr., or any 16', or 18' models). Furniture is moved forward, a side privacy station is added, and a rear entry gate with ladder is standard. Starboard gate may be eliminated on some models.



REAR FISH — Available on many models (Except 20' Challenger, 20' Windjammer, Kingfisher, Eagle Jr., or any 16', or 18' models) Furniture is moved forward, a mid boat privacy station is added, a mid boat fuel compartment and livewell are added, 2 rear fishing stations are added, rod box and tackle box are added.



FISH-N-FUN — Available on Calypso and Tropic. Furniture is moved forward, bow benches are removed, a mid boat privacy station is added, a mid boat fuel compartment and livewell are added, 2 front fishing stations and 2 rear fishing stations are added, rod box and tackle box are added, front livewell is added, trolling plug is added. A corner bench is added to the 24' model. All Fish & Fun boats feature round front walls.



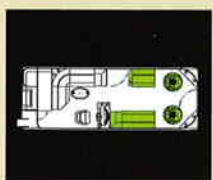
ANGLER — Available on 18' models or any 18' and longer Kingfisher models. Furniture is moved forward, bow benches are removed (except 24' models), 2 front fishing stations and 2 rear fishing stations are added, livewell is added above fuel storage compartment, and trolling plug is added in storage box. All Angler boats feature round front walls.



FISH — Available on Calypso, Tropic and Kingfisher. Add 2 fishing chairs on front deck, add livewell under bench.



ANGLER TWO — Only available on 18' & 20' Kingfisher. Benches are removed, 2 side flip-flop seats are added, flip-flop Captain's Chair is used, 4 fish chairs, 2 rear storage boxes. Livewell in port front flip-flop. Rectangular table between port flip-flop seats.



PATIO — Patio interior available at additional cost. Available only on Calypso and Challenger 24' models. Front walls are extended to the front of the boat and 2 deluxe chairs are placed in the open area, a side privacy station is added, and a rear entry gate with ladder is standard. Bow benches are modified.



FISH-N-CRUISE — Available on Challenger and Windjammer only. Bow benches are modified, side bench is modified to incorporate a rod storage box and a rod rack. Starboard privacy station is added, a port fuel compartment and livewell is added, 2 front fishing stations and 2 rear fishing stations are added, tackle box is added, front livewell under port fishing chair is added, trolling plug is added. Bow and rear cupholder/storage boxes added Flush mount rod holders are added to corner storage.

Available Options



- A. Aluminum Deck
- B. Movable Bow Bed
- C. Tow Bar
- D. Stainless Gas Grill
- E. Movable Cooler Table
- F. Camper Enclosure
- G. Aluminum Hard Top
- H. Livewell Under Bench
- I. Mood Lighting
- J. Walk-On Sunroof
- K. Wine Glass Insert (Calypso and Challenger)
- L. Fender Insert (Calypso and Challenger)
- M. Trash Can Insert (Calypso and Challenger)
- N. E Drive Electric Outboard Motor
- O. Vinyl Flooring (in place of Carpet)

Color Options

MAIN	TRIM	ACCENT	CARPET
Yachtsman			
Hunter Green	Gold	Black	Hunter Green
Sage	Gold	Black	Sage
Cobalt Blue	Gold	Black	Blue
Terracotta	Gold	Black	Boca Raton
Plum Cabernet	Gold	Black	Burgundy
Yellow	Gold	Black	Boca Raton
Mountain Rock	Gold	Black	Boca Raton
Silver	Gold	Black	Silver
Challenger			
Hunter Green	Off White	Off White	Boca Raton
Cobalt Blue	Off White	Off White	Boca Raton
Terracotta	Off White	Off White	Boca Raton
Plum Cabernet	Off White	Off White	Boca Raton
Yellow	Off White	Off White	Boca Raton
Sage	Off White	Off White	Boca Raton
Mountain Rock	Off White	Off White	Boca Raton
Silver	Off White	Off White	Boca Raton
Calypso, Windjammer, Tropic, Kingfisher and Eagle			
Hunter Green	Gold	Sand Dollar	Hunter Green
Sage	Gold	Sand Dollar	Sage
Cobalt Blue	Gold	Silver	Blue
Terracotta	Black	Gold	Boca Raton
Plum Cabernet	Black	Gold	Burgundy
Yellow	Black	Gold	Boca Raton
Mountain Rock	Gold	Sand Dollar	Boca Raton
Silver	Gold	Black	Silver

Please Read Carefully

Dimensions, capacities, ratings and additional specifications plus complete warranty and service information are available from your Playbuoy dealer. Product illustrations and data within this catalog are based upon information available at the time of publication. Playbuoy reserves the right to make changes without notice or obligation. Ask your local Playbuoy dealer for the most current product specifications prior to purchase. Some of the equipment shown separately or on products illustrated in this catalog may be optional at extra cost. All Playbuoy boats meet or exceed the standards established by the ABYC and USCG flotation, fuel systems, ventilation, electrical and safety.



Yachtsman Classic 23', 25', 27'



Challenger Classic 20', 22', 24'




Calypso Classic 18', 20', 22', 24'



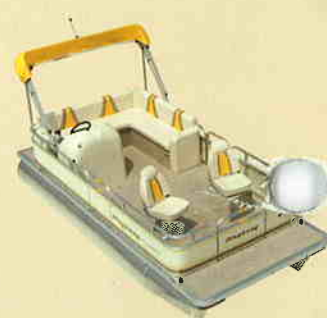
Windjammer SE 18', 20', 22', 24'



Tropic SE 18', 20', 22', 24'



Kingfisher SE 16', 18', 20', 22', 24'



Eagle SE 14', 16'



Playbuoy Pontoons™

903 Michigan Ave. • Alma, MI 48801

Worldwide 800.334.2913 • 989.463.2112 • 989.463.8226 (fax)

www.thepontoons.com



Sharing in the Partnership of Success

