

2009

Avalon



LUXURY PONTOON BOATS

Avalon



Windjammer 24' Elite





LUXURY AND STRENGTH

Our total commitment to making the finest pontoon boats in the world has brought you the exciting Avalon Pontoons. These luxurious boats are a beautiful composition of the finest elements known to pontoon boating, along with over 30 years of pontoon boat manufacturing experience. The finest construction, the most luxurious designs and the largest group of unique standard features create a distinctly different and clearly superior pontoon boat that will exceed your expectations. There is no need to compromise. You have found the luxury pontoon boat you were looking for.



Avalon's superior customer satisfaction is recognized by the **NMMA CSI AWARD!**

Some models shown with optional equipment.





The latest technology, the finest materials and the best people create Avalon pontoons. The finest U.S.A. made pontoon boat. Avalon is a vertically integrated builder. We manufacture the pontoons, framing, furniture, covers and more right in our own production facility. So, unlike our competitors who outsource most components, we are able to achieve and control the highest degree of quality.

Investment in the latest equipment has allowed us to produce the highest quality pontoon on the market. New technology such as our water jet cutter provides a smoother finish and more accurate dimensions. Our computer driven Gerber fabric cutters create exacting furniture patterns for excellent fit and finish. Electronic saws make sure all aluminum is cut to precise dimensions. The latest in welding technology gives your boat the superior finish you expect.

Because Avalon pontoons are constructed from the purest marine aluminum available, they have a beautiful finish from the start. An extra step such as etching that is added to lesser quality metal is not required. We use heavier pontoon connections, more stainless steel components and heavier duty motor pods, so your boat will last for years. Avalon's exclusive MATRIX 50 vinyl is the heaviest, strongest, most mildew resistant and easiest to clean marine vinyl ever.

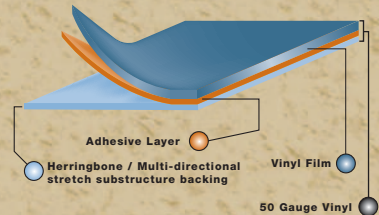
Our number one investment, however, is our people. Avalon's team of highly experienced welders, furniture makers and assemblers descend from generations of Midwestern craftsmen that have been instrumental in the building of America. Our headquarters based customer service people will make sure your experience is exceptional.

Avalon is rated as having one of the lowest incidents of warranty claims in the industry and has also won the 2008 NMMA CSI Award for outstanding customer service.



SUPERIOR CONSTRUCTION

Avalon Pontoons offer these exclusive heavy duty construction features



- Avalon's exclusive MATRIX 50 heavy duty 50 gauge marine seat covering with a 24% substructure is tested strongest against tears, punctures, and stains.
- New Herringbone multi-directional stretch backing promotes quicker recovery.
- Greater stitch strength.

Exclusive! Aluminum seat frames and kick panels

Clearly superior. Lifetime warranty. Aluminum seat frames are stronger, have extra large compartments for maximum storage capacity and have "Flo thru™" ventilation from the outside. "Flo thru™" allows your equipment to dry out, even while the cover is on and keeps the entire compartment drier so mildew or fungus is less likely to develop. Aluminum frames won't crack or hold water like plastic, either!

Heavy duty nose cone with our industry first integrated nose cone splash fins!

The absolute strongest in the industry. The .110" thickness and one-piece construction makes it virtually impossible to break off a splash fin. The double wrapped leading edge provides maximum impact protection.

Stronger! Double full pontoon connectors

Most models feature full riser pontoon connections inside and outside. Unlike our competitor's "small but

skirted" riser connectors. Full risers provide continuous strength along the entire pontoon.

Exclusive! L Series side keel protection

Special welded keels protect against damage from side impact. They also provide better performance as they limit the flow of water around the pontoon.

Interior drain

Avalon now exclusively has a drain in the corner of the rear bench where water that would collect from rain during storage is expelled

through a drain channel and off the boat. This significantly reduces the potential for stains that develop in the corners over time.

Double vented gas fill

Only Avalon has solved the issue of fuel fill splash back and slowness. Avalon's exclusive double fuel vent allows pressure to escape so you can fill quickly with almost no splash back.

Reflective safety striping

Avalon adds an additional level of night safety with striping that can be seen

from a distance when exposed to light.

Industry's strongest double bolted motor pod assembly

.190" thickness with integrated splash fins. 2" thick aluminum sheathed transom is fully welded. The entire pod is double bolted with at least 16 - 3/8" bolts and supported by more heavy-duty "C" channels crossbeams than any other pontoon boat.

Superior quality pontoon tube

.090" thickness H5052 marine aluminum alloy. Multi-baffled

near each weld for maximum strength and air lock. Hand-welded to rigid standards.

The best crossbeam and deck construction

Avalon "L" Series pontoon boats feature the latest in heavy-duty hull construction. 3" high, extreme thickness "C" channel crossbeams are

bolted to the full riser with heavy-duty stainless bolts, nuts, and washers. Then 3/4", pressure injected, lifetime guaranteed flooring is bolted to the crossbeams using superior grade stainless steel bolts secured permanently with stainless nylock lock nuts and washers.

Strongest bow eye

Our standard equipment stainless bow eye is connected across three crossbeams with a 1/4" aluminum reinforcement strap. Excellent strength for haul-out.

Wall joints

Wall joints welded on all four sides for extra strength.



2009

Avalon

LUXURY PONTOON BOATS

Excalibur exhibits the quality of all fine items that are forged by craftsman to create luxury and strength. Constructed using the industry's strongest pontoon hull as its foundation, Excalibur is the most exquisite pontoon boat available today.

Excalibur's unique design features sweeping radial fore and aft walls and a radial deck that encompasses a fabulous, luxuriously appointed interior featuring designer furnishings and an almost endless list of standard features. It's simply the finest pontoon ever created.

SPECIFICATIONS

Length	25'	27'	29'
Pontoon Diameter	25"	25"	25"
Width	8 1/2'	8 1/2'	8 1/2'
Dry Weight	2450	2650	2850
Max Weight Cap.	2530	2770	3020
Max Engine HP	150	175	200
Max # People	13	14	16
Max People Lbs.	1790	2030	2270



Excalibur 29' Elite



Excalibur 25' RE



Excalibur 27' Elite

Some models shown with optional equipment.

EXCALIBUR

L Series

Standard Features

- ADMIRAL FIBERGLASS ENTERTAINMENT HELM INCLUDING:**
 - Faux Corian countertop with integrated sink, sink cover, electric faucet and two gallon water reservoir
 - Electric hidden entertainment bar with wine racks, wine glasses, stainless steel cup holders that raises and lowers at the touch of a button
 - Stainless steel drawer system with cooler storage
 - Level 5 dash package - automotive style dash with woodgrain panels, lighted stainless toggle switches and windshield
 - Full gauge panel featuring black sterling tachometer, voltmeter and fuel gauge
 - MP3 player storage bin with smoked glass cover and plug
 - Surface storage trays for cell phone and other personal items
 - Baystar hydraulic easy to turn tilt steering
 - Woodgrain steering wheel with brilliant aluminum non-directional spokes
- Jensen high power waterproof CD stereo MSR7007 with four Marine Audio high power speakers and stainless logo speaker covers
- Two - 12 volt power points - helm and bow
- Dual battery system with auto twin charge, start protect and low battery warning
- LIGHTING**
 - Docking lights built into front walls in heavy duty reinforced housing
 - Stainless amber floor mood lighting
 - Engine compartment light
 - Bimini top light
 - Stainless courtesy light on side of admiral's stand
 - USCG navigation and stern lighting
- FURNISHINGS**
 - Furnishings are created using Avalon's exclusive MATRIX 50 heavy duty 50 gauge stain, tear and puncture resistant marine upholstery.
 - Upholstered aluminum seat frames with dry floor matting and flow through ventilation
 - Plush sweeping radius designer furnishings
 - Textured accent vinyl with gold trim
 - Plush lounge arm - starboard bench
 - Plush pillowed arm rests port benches
- ELECTRONICS**
 - Garmin full color GPS with built in inland maps, fishfinder, water temp, depth gauge, speedometer

- Exclusive Comfort Plush™ high back reclining admiral's chair with slide and swivel
- STYLING**
 - Unique front radius deck
 - Unique front and rear radius walls
 - Rear entry gate with swim platform rear entry ladder
 - 6 stainless steel easy to use twist lock Bimini quick connect anodized railings
 - Hidden wall seams
 - Engraved interior door panels with net
 - Stainless steel non-skid strips for doorways
 - Upholstered decorative interior wall covering
 - Hideaway flip down cup holders built into seat back
 - Plush 28 oz. Islands designer carpet
 - Radius corner on rear bench
 - Three dimensional deluxe raised logos
 - Superior stripe kit
- CONVENIENCE**
 - Trash can built in
 - Exclusive stylish smoked glass table with wine glass holders and stainless decorative cup holders.
 - 1- full height pedestal, 1- coffee table height pedestal

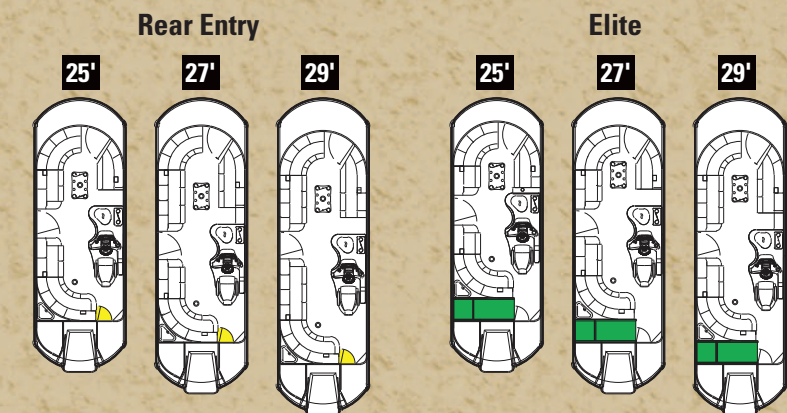
Options

- Fire extinguisher
- 4 eye straps to mount fenders
- 4 stainless pop up cleats
- 36 gallon fuel capacity with SST gas cap and vent
- CANVAS AND TOP**
 - 10' Bimini top with logo boot and polished aluminum round frame
 - 6 stainless steel easy to use twist lock Bimini quick connect
 - Transport position support brackets for Bimini top
 - Color matched full mooring cover with vented pole supports
- CONSTRUCTION**
 - 8 1/2" wide
 - 25" diameter pontoons
 - Double full riser connections
 - Exclusive side protector keels
 - Heavy duty 4" reinforced deck rail with black rubber bumper
 - Heavy duty 3" C-channel crossbeams
 - Bolted deck with stainless bolts and lock nuts
 - Stainless steel corner castings all four corners
 - Extra heavy duty motor pod double bolted with 3/8" SST bolts
 - Wall railing joints welded all four sides
 - Gate latches with stainless steel insert and welded safety tab
- DECK OPTIONS**
 - Aluminum decking
 - Aluminum waweshield
- FLOORING OPTIONS**
 - Vinyl flooring (n/a on aluminum deck)
 - Snap-in carpet (upgrade to vinyl flooring also required)
- CAPTAIN'S CHAIR OPTIONS**
 - High back recliner chair with flip up bolster
 - Doublewide recliner admiral's chair
 - High performance sport chair with bolster
- FURNITURE OPTIONS**
 - Buckskin base vinyl (recommended only with colored wall skin)
 - Luxury umbrella table (Tan only)
- DASH / ELECTRONICS OPTIONS**
 - Garmin 440s Coastal GPS (upgrade exchange)
 - Sirius satellite service
 - Premium sound system upgrade (6 coaxial speakers, subwoofer, amp.)
 - Battery selector switch
- STEERING OPTIONS**
 - Electric power assist steering (requires Sea Star upgrade)
 - Sea Star hydraulic steering for motors over 150 hp
- BIMINI AND HARD TOP OPTIONS**
 - 2nd Bimini top - factory pre-installed only
 - Standard walk-on sun roof (8' or 10' with ladder (ladder at front of roof except 8' on Elite models) Available factory installed only)
 - Deluxe walk-on sun roof (8' or 10' with ladder at front includes walls, cushions, speakers, stereo remote, available factory installed only)
 - Hydraulic Bimini top 11.5'
- PERFORMANCE OPTIONS**
 - Waveglider™ system - includes CTS 25' triple pontoons, Avalon's exclusive Waveglider - high performance lifting fins and 42 gallon fuel tank for center pontoon

- Watersports package - includes Waveglider™ system - plus: ski tow bar and aluminum waweshield
- 5 x 7 Waveglider™ High Performance Package = 2 - 25' outside pontoons and 1 - 27' inside pontoon. Waveglider fins, Sea Star and power assist steering, aluminum waweshield, 42 gallon center fuel tank, ski tow bar
- Sport Graphics Package including:**
 - Color matched extreme sport graphics and furniture
 - Carbon fiber dash with custom matched dash panel and custom matched steering wheel
 - High performance sport chair with bolster
 - Platinum three dimensional wall logos
 - SGP available in Yellow, Red, Blue and Kryptonite
 - Rough Water Package (for Waveglider and 5 X 7)
- WATERSPORTS OPTIONS**
 - Ski tow bar
 - Ski tow bar for I/O
 - Waterski /wakeboard tower
 - Bimini top for ski tower - SST frame
 - Ski storage in center pontoon
 - Fiberglass full width rear swim platform (I/O only)
- CAMPER ENCLOSURE OPTIONS - FACTORY PRE-INSTALLED ONLY**
 - 1/2 camper enclosure
 - Full camper enclosure
- MISC. OPTIONS**
 - Inflatable bow sleeper bed
 - Stainless rail mounted gas grill
 - Portable cup holders
 - Livewell under port bow bench
 - Wash down kit with sprayer and pump
 - Seat covers in place of, or in addition to, mooring cover
 - Colored wall skins - Black, Blue, Burgundy and Champagne - with custom matched graphics
 - Docklines retractable built in

- INBOARD/OUTBOARD (STANDARD ONLY AS A CTS MODEL)**
 - Mercuriser or Volvo (standard single prop) includes: 4 cyl. 3.0 LX, 1-stainless propeller, bilge pump, blower, aluminum waweshield, hydraulic steering (not power) and I/O gauge group
 - Optional V-6 4.3 MPI upgrade
 - Optional V-8 300 HP MPI (Mag) upgrade
 - Bravo drive (required for V-8)
 - Electric power assist steering (required for V-8)
 - Corsa Captain's Choice through hull exhaust
 - Fiberglass full width rear swim platform (I/O only)

Interior Options



2009

Avalon

LUXURY PONTOON BOATS

SPECIFICATIONS

Length	20'	22'	24'	26'
Pontoon Diameter	25"	25"	25"	25"
Width	8 1/2'	8 1/2'	8 1/2'	8 1/2'
Dry Weight	1800	2050	2250	2475
Max Weight Cap.	2130	2350	2600	2840
Max Engine HP	115	125	150	175
Max # People	10	11	13	14
Max People Lbs.	1380	1600	1850	2000

A legend in top of the line, luxury pontoon boats. Avalon's Paradise is praised for its magnificent blend of form and function. The industry's strongest pontoon hull is the foundation for the modern radius styling and plush furnishings made with Avalon's exclusive Matrix 50 seat coverings. Avalon's custom designed "Comfort-Plush" reclining admiral's chair, a Garmin color GPS and a classy wine rack are just a few of the other amenities.

Paradise 22' Elite

Paradise 20' RE

Paradise 24' Elite

PARADISE

L Series

Some models shown with optional equipment.

Standard Features

- COMMANDER FIBERGLASS HELM INCLUDING:**
- Level 5 dash package - automotive style dash with woodgrain panels, lighted stainless toggle switches and windshield
 - Full gauge panel featuring black sterling tachometer, voltmeter and fuel gauge
 - MP3 player storage bin with smoked glass cover and plug
 - Surface storage trays for cell phone and other personal items
 - Baystar hydraulic easy to turn tilt steering
 - Woodgrain steering wheel with brilliant aluminum non-directional spokes
 - Smoked glass side door and storage with fuse panel
- ELECTRONICS**
- Garmin full color GPS with built in inland maps, fishfinder water temp, depth gauge, speedometer
 - Jensen high power waterproof CD stereo MSR7007 with four Marine Audio high power speakers and stainless logo speaker covers
 - Two - 12 volt power points - helm and bow
- LIGHTING**
- Docking lights built into front walls in heavy duty reinforced housing
 - Stainless amber floor mood lighting
 - Engine compartment light
 - Bimini top light
 - Stainless courtesy light on side of admiral's stand
 - USCG navigation and stern lighting
- FURNISHINGS**
- Furnishings are created using exclusive MATRIX 50 marine upholstery
 - Upholstered aluminum seat frames with dry floor matting and flow through ventilation
 - Plush radius designer furnishings
 - Redesigned 90° radius bow benches
 - Textured accent vinyl with gold trim
 - Plush deluxe lounge arms
 - Exclusive Comfort Plush™ high back reclining admiral's chair with slide and swivel speaker covers
 - Portable cup holders

- STYLING**
- Front radius walls
 - Rear entry gate with swim platform rear entry ladder
 - External wall skins with 29" high 1 1/4" diameter .090 anodized railings
 - Hidden wall seams
 - Engraved interior door panels with net
 - Stainless steel non-skid strips for doorways
 - Plush 28 oz. Escalade HiLo carpet
 - Radius corner on rear bench
 - Three dimensional deluxe raised logos
 - Superior stripe kit
- CONVENIENCE**
- Trash can built in
 - Deluxe wine rack with ice carafe built in
 - Ergonomic table with two-SST locking flush mount table bases
 - Fire extinguisher
 - 4 eye straps to mount fenders
 - 4 stainless pop up cleats
 - 36 gallon fuel capacity with SST gas cap and vent

- CANVAS AND TOP**
- 10' Bimini top with logo boat
 - 6 stainless steel easy to use twist lock Bimini quick connect
 - Transport position support brackets for Bimini top
 - Color matched full mooring cover with vented pole supports
- CONSTRUCTION**
- 8 1/2" wide
 - 25" diameter pontoons
 - Double full riser connections
 - Exclusive side protector keels
 - Heavy duty 4" reinforced deck rail with black rubber bumper
 - Heavy duty 3" C-channel crossbeams
 - Bolted deck with stainless bolts and lock nuts
 - Stainless steel corner castings all four corners
 - Extra heavy duty motor pod double bolted with 3/8" SST bolts
 - Wall railing joints welded all four sides
 - Gate latches with stainless steel insert and welded safety tab

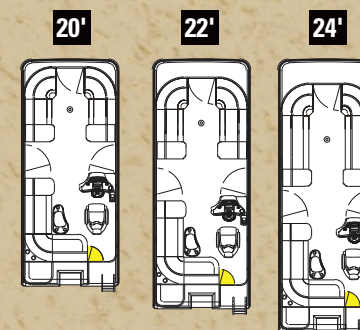
Options

- DECK OPTIONS**
- Aluminum decking
 - Aluminum waveshield
- FLOORING OPTIONS**
- Vinyl flooring (n/a on aluminum deck)
 - Snap-in carpet (upgrade to vinyl flooring also required)
 - Plush 28 oz. Islands carpet
- CAPTAIN'S CHAIR OPTIONS**
- High back recliner chair with flip up bolster
 - Doublewide recliner admiral's chair
 - High performance sport chair with bolster
- FURNITURE OPTIONS**
- Buckskin base vinyl (recommended only with colored wall skin)
 - Luxury umbrella table (Tan only)
 - Commander entertainment bar with sink, electric faucet and two gallon reservoir, electric hidden wine rack and wine glasses that raises at the touch of a button, stainless cup holders and stainless access door
 - Captain's entertainment bar with sink, electric faucet, two gallon reservoir and access door
- DASH / ELECTRONICS OPTIONS**
- Garmin 4405 Coastal GPS (upgrade exchange)
 - Sirius satellite service
 - Premium sound system upgrade (6 coaxial speakers, subwoofer, amp.)
- STEERING OPTIONS**
- Electric power assist steering (requires Sea Star upgrade)
 - Sea Star hydraulic steering for motors over 150 hp
- BIMINI AND HARD TOP OPTIONS**
- 2nd Bimini top - factory pre-installed only
 - Standard walk-on sun roof (8' or 10') with ladder (ladder at front of roof except 8' on Elite models). Available factory installed only - 22' and up only
 - Deluxe walk-on sun roof (8' or 10') with ladder at front includes walls, cushions, speakers, stereo remote, available factory installed only, 22' and up only
 - 9' or 12' aluminum hard top (factory installed only)
 - Hydraulic Bimini top 11.5'
- PERFORMANCE OPTIONS**
- Waveglider™ system - includes CTS 25' triple pontoons, Avalon's exclusive Waveglider - high performance lifting fins and 42 gallon fuel tank for center pontoon
 - Watersports package - includes Waveglider™ system - plus: ski tow bar and aluminum waveshield
- DUAL BATTERY SYSTEM WITH AUTO TWIN CHARGE, START PROTECT AND LOW BATTERY WARNING**
- Battery selector switch

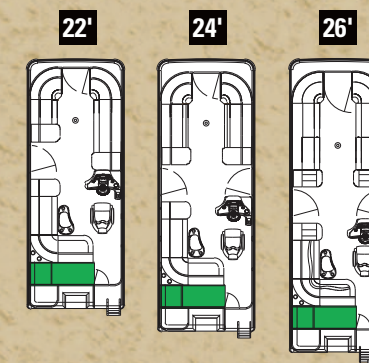
- MISC. OPTIONS**
- Inflatable bow sleeper bed
 - Stainless rail mounted gas grill
 - Livewell under port bow bench
 - Wash down kit with sprayer and pump
 - Seat covers in place of, or in addition to, mooring cover
 - Colored wall skins - Black, Blue, Burgundy and Champagne - with custom matched graphics
 - Docklines retractable built in
 - Front radius deck
- INBOARD/OUTBOARD (STANDARD ONLY AS A CTS MODEL)**
- Mercury or Volvo (standard single prop) includes: 4 cyl. 3.0 LX, 1-stainless propeller, bilge pump, blower, aluminum waveshield hydraulic steering (not power) and I/O gauge group
 - Optional V-6 4.3 MPI upgrade
 - Optional V-8 300 HP MPI (Mag) upgrade
 - Bravo drive (required for V-8)
 - Electric power assist steering (required for V-8)
 - Corsa Captain's Choice through hull exhaust
 - Fiberglass full width rear swim platform (I/O only)
- WATERSPORTS OPTIONS**
- Ski tow bar
 - Ski tow bar for I/O
 - Waterski/wakeboard tower
 - Bimini top for ski tower - SST frame
 - Ski storage in center pontoon
 - Fiberglass full width rear swim platform (I/O only)
- CAMPER ENCLOSURE OPTIONS - FACTORY PRE-INSTALLED ONLY**
- 1/2 camper enclosure
 - Full camper enclosure (22' and up only)

Interior Options

Rear Entry



Elite



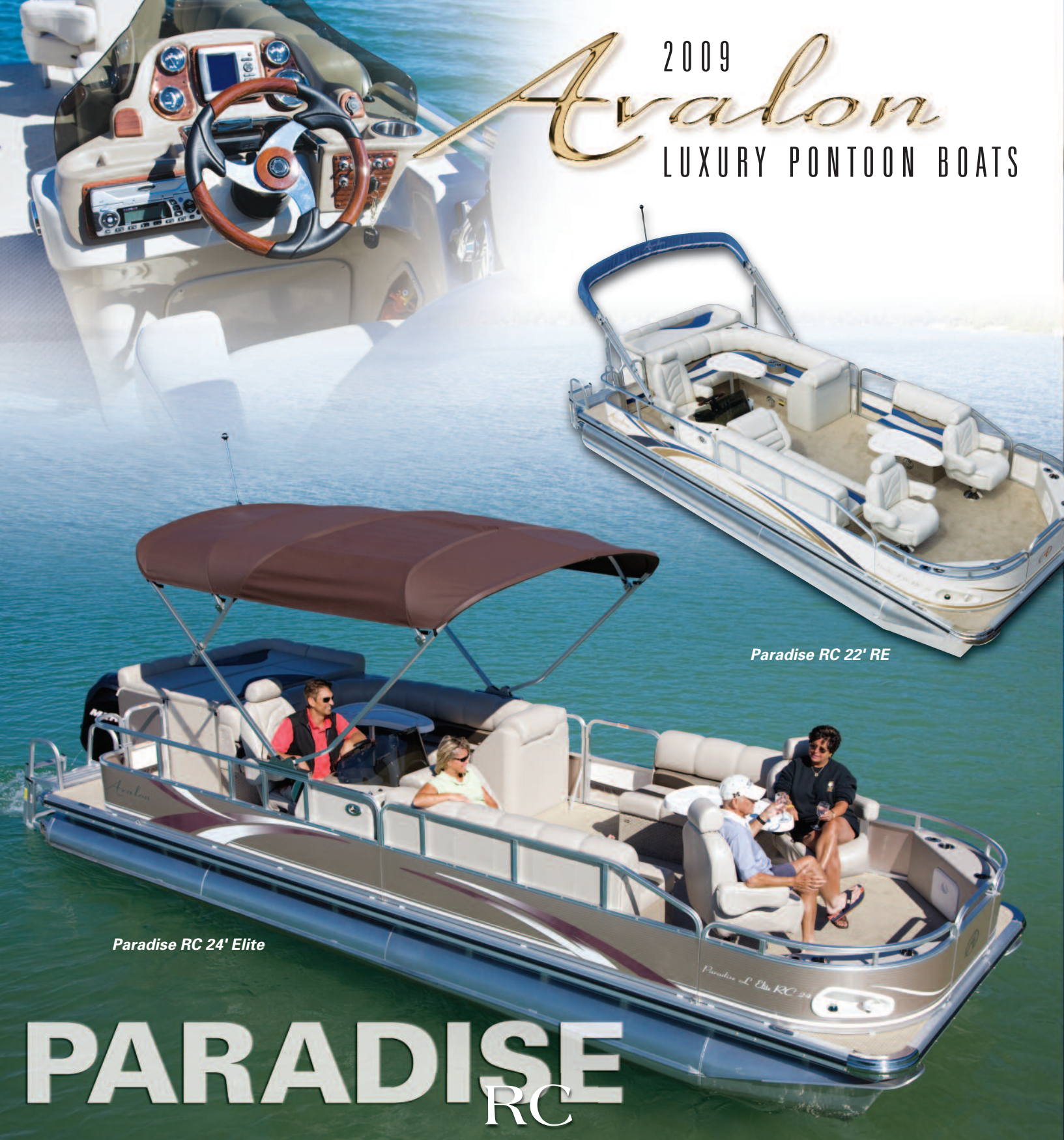
2009

Avalon

LUXURY PONTOON BOATS

SPECIFICATIONS

	Sierra RC	Classic RCRF
Length	22'	24'
Pontoon Diameter	25"	25"
Width	8 1/2'	8 1/2'
Dry Weight	2050	2250
Max Weight Cap.	2350	2600
Max Engine HP	125	150
Max # People	11	13
Max People Lbs.	1600	1850



Paradise RC 24' Elite



Paradise RC 22' RE



LP RCRF 24'

PARADISE RC

LP FISH RCRF

Some models shown with optional equipment.

Standard Features – RC and RCRF

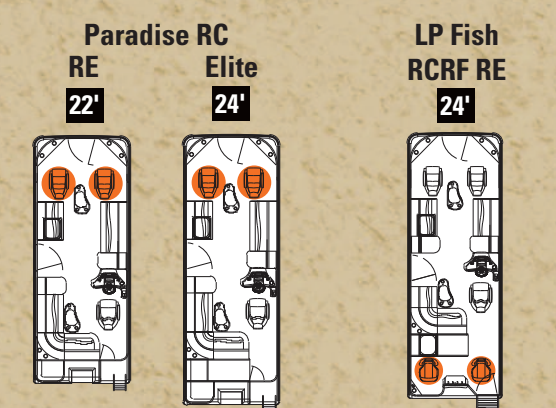
- COMMANDER FIBERGLASS HELM INCLUDING:**
 - Level 5 dash package - automotive style dash with woodgrain panels, lighted stainless toggle switches and windshield
 - Full gauge panel featuring black sterling tachometer, voltmeter and fuel gauge
 - MP3 player storage bin with smoked glass cover and plug
 - Surface storage trays for cell phone and other personal items
 - Baystar hydraulic easy to turn tilt steering
 - Woodgrain steering wheel with brilliant aluminum non-directional spokes
 - Smoked glass side door and storage with fuse panel
- ELECTRONICS**
 - Garmin full color GPS with built in inland maps, fishfinder water temp, depth gauge, speedometer
 - Jensen high power waterproof CD Stereo MSR7007 with four Marine Audio high power speakers and stainless logo speaker covers
 - Two - 12 volt power points - helm and bow
- LIGHTING**
 - Docking lights built into front walls in heavy duty reinforced housing
 - Stainless amber floor mood lighting
 - Engine compartment light
 - Bimini top light
 - Stainless courtesy light on side of admiral's stand
 - USCG navigation and stern lighting
- FURNISHINGS**
 - Furnishings are created using exclusive MATRIX 50 marine upholstery
 - Upholstered aluminum seat frames with dry floor matting and flow through ventilation
 - Plush radius designer furnishings
 - Exclusive Comfort Plush™ high back reclining drivers admiral's chair with slide and swivel
 - Two - Exclusive Comfort Plush™ bow low back reclining commander's chairs with slide and swivel
 - Livewell under port bow bench
 - Stainless steel rod holders and cup holders at bow
 - Textured accent vinyl with gold trim
 - Plush deluxe lounge arms
 - Portable cup holders
- STYLING**
 - Front radius walls
 - Rear entry gate with swim platform rear entry ladder
- External wall skins with 29" high 1 1/4" diameter .090 anodized railings
- Hidden wall seams
- Engraved interior door panels with net
- Stainless steel non-skid strips for doorways
- Plush 28 oz. Escalade HiLo carpet
- Radius corner on rear bench
- Three dimensional deluxe raised logos
- Superior stripe kit
- CONVENIENCE**
 - Deluxe wine rack with ice carafe built in
 - 2 - Ergonomic tables with two - SST locking flush mount table bases
 - Fire extinguisher
 - 4 eye straps to mount fenders
 - 4 stainless pop up cleats
 - 36 gallon fuel capacity with SST gas cap and vent
- CANVAS AND TOP**
 - 10' Bimini top with logo boot
 - 6 stainless steel easy to use twist lock Bimini quick connect
 - Transport position support brackets for Bimini top
 - Color matched full mooring cover with vented pole supports
- CONSTRUCTION**
 - 8 1/2" wide
 - 25" diameter pontoons
 - Double full riser connections
- Exclusive side protector keels
- Heavy duty 4" reinforced deck rail with black rubber bumper
- Heavy duty 3" C-channel crossbeams
- Bolted deck with stainless bolts and lock nuts
- Stainless steel corner castings all four corners
- Extra heavy duty motor pod double bolted with 3/8" SST bolts
- Wall railing joints welded all four sides
- Gate latches with stainless steel insert and welded safety tab

Options – RC and RCRF

- Captain's entertainment bar with sink, electric faucet and two gallon reservoir and access door
- DASH / ELECTRONICS OPTIONS**
 - Garmin 440S Coastal GPS (upgrade exchange)
 - Sirius satellite service
 - Premium sound system upgrade (6 coaxial speakers, subwoofer, amp.)
 - Dual battery system with auto twin charge, start protect and low battery warning
 - Battery selector switch
- STEERING OPTIONS**
 - Electric power assist steering (requires Sea Star upgrade)
 - Sea Star hydraulic steering for motors over 150 hp
- BIMINI AND HARD TOP OPTIONS**
 - 2nd Bimini top - factory pre-installed only
 - 9' or 12' aluminum hard top (factory installed only)
 - Hydraulic Bimini top 11.5'
- DECK OPTIONS**
 - Aluminum decking
 - Aluminum waveshield
- FLOORING OPTIONS**
 - Vinyl flooring (n/a on aluminum deck)
 - Snap-in carpet (upgrade to vinyl flooring also required)
 - Plush 28 oz. Islands carpet
- CAPTAIN'S CHAIR OPTIONS**
 - High back recliner chair with flip up bolster
 - Doublewide recliner admiral's chair
 - High performance sport chair with bolster
- FURNITURE OPTIONS**
 - Buckskin base vinyl (recommended only with color matched wall skin)
 - Luxury umbrella table (Tan only)
 - Commander entertainment bar with sink, electric faucet and two gallon reservoir, electric hidden wine rack and wine glasses that raises at the touch of a button, stainless cup holders and stainless access door
- ADDITIONAL FEATURES – PARADISE RC**
 - Side privacy station (24' only)
 - Trash can built in
- ADDITIONAL FEATURES – LP FISH RCRF**
 - Side Privacy Station
 - FISHING FEATURES**
 - 2 rear fishing stations with SST rod holder
 - Rear rod box
 - Tackle trays
 - Large livewell over fuel tank

Interior Options

- Deluxe walk-on sun roof (8' or 10') with ladder at front includes walls, cushions, speakers, stereo remote, available factory installed only, 22' and up only
- Ski tow bar for I/O
- INBOARD / OUTBOARD (STANDARD ONLY AS A CTS MODEL)**
 - Mercruiser or Volvo (standard single prop) includes: 4 cyl. 3.0 LX, 1-stainless propeller, bilge pump, blower, aluminum waveshield hydraulic steering (not power) and I/O gauge group
 - Optional V-6 4.3 MPI upgrade
 - Optional V-8 300 HP MPI (Mag) upgrade
 - Bravo drive (required for V-8)
 - Electric power assist steering (required for V-8)
 - Corsa Captain's Choice through hull exhaust
 - Fiberglass full width rear swim platform (I/O only)
- ADDITIONAL OPTIONS – LP FISH RCRF**
 - Wine Rack



2009

Avalon

LUXURY PONTOON BOATS

The finest traditional pontoon design. Somerset is the most exciting, feature-packed, traditional luxury pontoon you can buy. The heavy-duty 8-1/2' width provides an enormous amount of interior space – which we've filled with designer furnishings and an almost endless list of standard features.

SPECIFICATIONS

Length	20'	22'	24'
Pontoon Diameter	25"	25"	25"
Width	8 1/2'	8 1/2'	8 1/2'
Dry Weight	1800	2050	2250
Max Weight Cap.	2130	2350	2600
Max Engine HP	115	125	150
Max # People	10	11	13
Max People Lbs.	1380	1600	1850



Somerset 24' Elite



Somerset 20' RE



Somerset 22' Elite

Some models shown with optional equipment.

SOMERSET

L Series

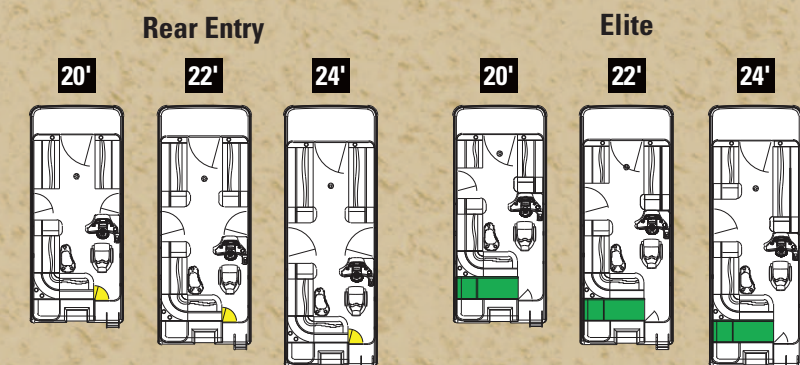
Standard Features

- COMMANDER FIBERGLASS HELM INCLUDING:**
 - Level 5 dash package - automotive style dash with woodgrain panels, lighted stainless toggle switches and windshield
 - Full gauge panel featuring black sterling tachometer, voltmeter and fuel gauge
 - MP3 player storage bin with smoked glass cover and plug
 - Surface storage trays for cell phone and other personal items
 - Baystar hydraulic easy to turn tilt steering
 - Woodgrain steering wheel with brilliant aluminum non-directional spokes
 - Smoked glass side door and storage with fuse panel
- ELECTRONICS**
 - Garmin full color GPS with built in inland maps, fishfinder water temp, depth gauge, speedometer
 - Jensen high power waterproof CD stereo MSR7007 with four Marine Audio high power speakers and stainless logo speaker covers
 - Two - 12 volt power points - helm and bow
- LIGHTING**
 - Docking lights built into front walls in heavy duty reinforced housing
 - Stainless amber floor mood lighting
 - Engine compartment light
 - Bimini top light
 - Stainless courtesy light on side of admiral's stand
 - USCG navigation and stern lighting
- FURNISHINGS**
 - Furnishings are created using exclusive MATRIX 50 marine upholstery.
 - Upholstered aluminum seat frames with dry floor matting and flow through ventilation
 - Plush designer furnishings
 - Textured accent vinyl with gold trim
 - Plush deluxe lounge arms
 - Exclusive Comfort Plush™ high back reclining admiral's chair with slide and swivel
 - Portable cup holders
- STYLING**
 - Front traditional 90° walls with extended front deck
 - Rear entry gate with swim platform rear entry ladder
 - External wall skins with 29" high 1 1/4" diameter .090 anodized railings
 - Hidden wall seams
 - Engraved interior door panels with net
- Stainless steel non-skid strips for doorways
- Plush 28 oz. Escalade HiLo carpet
- Radius corner on rear bench
- Three dimensional deluxe raised logos
- Superior stripe kit furnishings
- Trash can built in
- Deluxe wine rack with ice carafe built in
- Ergonomic table with 2 - SST locking flush mount table bases
- Fire extinguisher
- 4 eye straps to mount fenders
- 4 stainless pop up cleats
- 36 gallon fuel capacity
- Stainless steel easy to use twist lock Bimini quick connect
- Transport position support brackets for Bimini top
- Color matched full mooring cover with vented pole supports
- 8 1/2' wide
- 25" diameter pontoons
- Double full riser connections
- Exclusive side protector keels
- Heavy duty 4" reinforced deck rail with black rubber bumper
- Heavy duty 3" C-channel crossbeams
- Bolted deck with stainless bolts and lock nuts
- Stainless steel corner castings all four corners
- Extra heavy duty motor pod double bolted with 3/8" SST bolts
- Wall railing joints welded all four sides
- Gate latches with SST insert and welded safety tab

Options

- DECK OPTIONS**
 - Aluminum decking
 - Aluminum waveshield
- FLOORING OPTIONS**
 - Vinyl flooring (n/a on aluminum deck)
 - Snap-in carpet (upgrade to vinyl flooring also required)
 - Plush 28 oz. Islands carpet
- CAPTAIN'S CHAIR OPTIONS**
 - High back recliner chair with flip up bolster
 - Doublewide recliner admiral's chair
- FURNITURE OPTIONS**
 - Buckskin base vinyl (recommended only with colored wall skin)
 - Luxury umbrella table (Tan only)
 - Commander entertainment bar with sink, electric faucet and two gallon reservoir, electric hidden wine rack and wine glasses that raises at the touch of a button, stainless cup holders and stainless access door
 - Captain's entertainment bar with sink, electric faucet, two gallon reservoir and access door
- DASH / ELECTRONICS OPTIONS**
 - Garmin 440S Coastal GPS (upgrade exchange)
 - Sirius satellite service
 - Premium sound system upgrade (6 coaxial speakers, subwoofer, amp.)
 - Dual battery system with auto twin charge, start protect and low battery warning
 - Battery selector switch
- STEERING OPTIONS**
 - Electric power assist steering (requires Sea Star upgrade)
 - Sea Star hydraulic steering for motors over 150 hp
- BIMINI AND HARD TOP OPTIONS**
 - 2nd Bimini top - factory pre-installed only
 - Standard walk-on sun roof (8' or 10') with ladder (ladder at front of roof except 8' on Elite models). Available factory installed only - 22' and up only
 - Deluxe walk-on sun roof (8' or 10') with ladder at front includes walls, cushions, speakers, stereo remote, available factory installed only, 22' and up only
 - 9' or 12' aluminum hard top (factory installed only)
 - Hydraulic Bimini top 11.5'
- PERFORMANCE OPTIONS**
 - Waveglider™ system - includes CTS 25' triple pontoons, Avalon's exclusive Waveglider - high performance lifting fins and 42 gallon fuel tank for center pontoon
 - Watersports package - includes Waveglider™ system - plus: ski tow bar and aluminum waveshield
 - 5 x 7 Waveglider™ High Performance Package = 2 - 25' outside pontoons and 1 - 27" inside pontoon. Waveglider fins, Sea Star and power assist steering, aluminum waveshield, 42 gallon center fuel tank, ski tow bar
 - Sport Graphics Package including:
 - Color matched extreme sport graphics and furniture
 - Carbon fiber dash with custom matched dash panel and custom matched steering wheel
 - High performance sport chair with bolster
- WATERSPORTS OPTIONS**
 - Platinum three dimensional wall logos
 - SGP available in Yellow, Red, Blue and Kryptonite
 - Rough Water Package (for Waveglider and 5 X 7)
 - Ski tow bar
 - Ski tow bar for I/O
 - Waterski/wakeboard tower
 - Bimini top for ski tower - SST frame
 - Ski storage in center pontoon
 - Fiberglass full width rear swim platform (I/O only)
- CAMPER ENCLOSURE OPTIONS - FACTORY PRE-INSTALLED ONLY**
 - 1/2 camper enclosure
 - Full camper enclosure (22' and up only)
- MISC. OPTIONS**
 - Inflatable bow sleeper bed
 - Stainless rail mounted gas grill
 - Livewell under port bow bench
 - Wash down kit with sprayer and pump
 - Seat covers in place of, or in addition to, mooring cover
- INBOARD / OUTBOARD (STANDARD ONLY AS A CTS MODEL)**
 - MerCruiser or Volvo (standard single prop) includes: 4 cyl. 3.0 LX, 1-stainless propeller, bilge pump, blower, aluminum waveshield hydraulic steering (not power) and I/O gauge group
 - Optional V-6 4.3 MPI upgrade
 - Optional V-8 300 HP MPI (Mag) upgrade
 - Bravo drive (required for V-8)
 - Electric power assist steering (required for V-8)
 - Corsa Captain's Choice through hull exhaust
 - Fiberglass full width rear swim platform (I/O only)

Interior Options



2009 Avalon LUXURY PONTOON BOATS

SPECIFICATIONS

Pontoon Length	26'
Pontoon Diameter	25"
Deck Width	8.5'
Weight with Furniture lbs.	3,125
Max. Wt. Capacity lbs.	3,250
Max Engine	250
Max. No. Persons	17
Or Max. Persons lbs.	2,400

Sandbar 26'

Raise your Flag!
Avalon's Sandbar model is the ultimate party platform. Park at your favorite beach or sandbar and use the entire boat from end to end for swimming, partying, listening to tunes, lounging and enjoying refreshments. When you're done with that, crank her up and charge across the water on the standard Waveglider™ high performance pontoons for skiing, tubing or just enjoying the warm breeze.



Some models shown with optional equipment.



SANDBAR

SPORT GRAPHICS

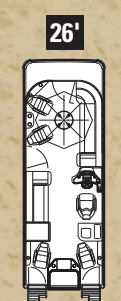
Standard Features

- COMMANDER FIBERGLASS HELM INCLUDING:**
- Level 5 dash package - automotive style dash with woodgrain panels, lighted stainless toggle switches and windshield
 - Full gauge panel featuring black sterling tachometer, voltmeter and fuel gauge
 - MP3 player storage bin with smoked glass cover and plug
 - Surface storage trays for cell phone and other personal items
 - Sea Star hydraulic steering
 - Woodgrain steering wheel with brilliant aluminum non-directional spokes
 - Smoked glass side door and storage with fuse panel
- ELECTRONICS**
- Garmin full color GPS with built in inland maps, fishfinder water temp, depth gauge, speedometer
 - Jensen high power waterproof CD stereo MSR7007 with six Marine Audio high power speakers and stainless logo speaker covers
 - Three - 12 volt power points - helm and bow and rear bar
 - Rear bar and music center with remote stereo controls
- LIGHTING**
- Docking lights built into front walls in heavy duty reinforced housing
 - Stainless amber floor mood lighting
 - Bimini top light
 - Stainless courtesy light on side of admiral's stand
 - USCG navigation and stern lighting
- FURNISHINGS**
- Furnishings are created using exclusive MATRIX 50 marine upholstery
 - Port side bow dinette with commander low back recliners
 - Umbrella table
 - Starboard radius bow bench
 - Rear facing portside rear bench
 - Port privacy station
 - 2- rear recliner chairs with footrest
 - Telescoping flag pole
 - Textured accent vinyl with gold trim
 - Plush deluxe lounge arms
 - Exclusive Comfort Plush™ high back reclining drivers admiral's chair with slide and swivel
 - Portable cup holders
- STYLING**
- Front radius walls
 - Large rear swim platform area with Plastek nonskid flooring
 - 1 - port and 1 - starboard rear swim platform ladders
 - External wall skins with 29" high 1 1/4" diameter .090 anodized railings
 - Hidden wall seams
 - Engraved interior door panels with net
 - Stainless steel non-skid strips for doorways
 - Plush 28 oz. Escalade HiLo carpet
 - Superior stripe kit
- PERFORMANCE**
- Waveglider™ system - Includes CTS 25' triple pontoons and Avalon's exclusive Waveglider - high performance lifting fins and 42 gallon fuel tank for center pontoon
 - Ski tow bar
- CONVENIENCE**
- Trash can built in
 - Captain's entertainment center with wine rack
 - Ergonomic table with umbrella table base

- Options**
- Fire extinguisher
 - 4 eye straps to mount fenders
 - 4 stainless pop up cleats
- CANVAS AND TOP**
- 10' Bimini top with logo boot
 - 6 stainless steel easy to use twist lock Bimini quick connect
 - Transport position support brackets for Bimini top
 - Color matched full mooring cover with vented pole supports
- CONSTRUCTION**
- 8 1/2" wide
 - Double full riser connections
 - Exclusive side protector keels
 - Heavy duty 4" reinforced deck rail with black rubber bumper
 - Heavy duty 3" C-channel crossbeams
 - Bolted deck with stainless bolts and lock nuts
 - Stainless steel corner castings all four corners
 - Extra heavy duty motor pod integrated into center pontoon
 - Wall railing joints welded all four sides
 - Gate latches with stainless steel insert and welded safety tab

Interior Options

Sandbar



Options

- DECK OPTIONS**
- Aluminum decking
 - Aluminum waveshield
- FLOORING OPTIONS**
- Vinyl flooring (n/a on aluminum deck)
 - Snap-in carpet (upgrade to vinyl flooring also required)
 - Plush 28 oz. Islands carpet (factory installed only)
 - Hydraulic Bimini top 11.5'
 - 27" center pontoon upgrade
 - Power assist steering
 - Sport Graphics Package including:
- CAPTAIN'S CHAIR OPTIONS**
- Doublewide recliner admiral's chair
 - High performance sport chair with bolster
- FURNITURE OPTIONS**
- Buckskin base vinyl (recommended only with colored wall skin)
 - Commander entertainment bar with sink, electric faucet and two gallon reservoir, electric hidden wine rack and wine glasses that raises at the touch of a button, stainless cup holders and stainless access door
- DASH / ELECTRONICS OPTIONS**
- Garmin 440S Coastal GPS (upgrade exchange)
 - Sirius satellite service
 - Premium sound system upgrade (6 coaxial speakers, subwoofer, amp.)
 - Dual battery system with auto twin charge, start protect and low battery warning
 - Battery selector switch
- STEERING OPTIONS**
- Electric power assist steering
- BIMINI AND HARD TOP OPTIONS**
- 2nd Bimini top - factory pre-installed only
 - Standard walk-on sun roof (8' or 10') with ladder (ladder at front of roof except 8' on Elite models) available factory installed only - 22" and up only
- MISC. OPTIONS**
- Inflatable bow sleeper bed
 - Stainless rail mounted gas grill
 - Livewell under port bow bench
 - Wash down kit with sprayer and pump
 - Seat covers in place of, or in addition to, mooring cover
 - Colored wall skins - Black, Blue, Burgundy and Champagne - with custom matched graphics
 - Docklines retractable built in
 - Front radius deck
- INBOARD / OUTBOARD (STANDARD ONLY AS A CTS MODEL)**
- MerCruiser or Volvo (standard single prop) includes: 4 cyl. 3.0 LX, 1-stainless propeller, bilge pump, blower, aluminum waveshield hydraulic steering (not power) and I/O gauge group
 - Optional V-6 4.3 MPI upgrade
 - Optional V-8 300 HP MPI (Mag) upgrade
 - Bravo drive (required for V-8)
 - Electric power assist steering (required for V-8)
 - Corsa Captain's Choice through hull exhaust
 - Fiberglass full width rear swim platform (I/O only)
- WATERSPORTS OPTIONS**
- Ski tow bar for I/O
 - Waterski/wakeboard tower
 - Bimini top for ski tower - SST frame
 - Ski storage in center pontoon
 - Fiberglass full width rear swim platform (I/O only)
- CAMPER ENCLOSURE OPTIONS - FACTORY PRE-INSTALLED ONLY**
- 1/2 camper enclosure
 - Full camper enclosure



Optional Sport Graphics Package!

Includes - Exciting multicolor designs to make your boat look like it is racing across the water even when sitting still. Custom color steering wheel and dash, platinum bubble logos, color matched barrel chair and stainless steel speaker covers. (SGP not available on Excalibur)

Available Colors

- Yellow and black with yellow dash and steering wheel
- Blue and yellow with blue dash and steering wheel
- Red and black with red dash and steering wheel
- Kryptonite green and black with black graphite dash and steering wheel



WATERSKI/WAKEBOARD TOWER

Tow like a pro! Enjoy all types of watersports with the optional tower. The elevated ski tow keeps the rope out of the water so you can pull the most demanding wakeboarder or skier.

Take it to the next level by equipping your craft with the Avalon Waveglider 5x7 High Performance Package. For O/B models it includes two 25" diameter Waveglider pontoons and one 27" diameter Waveglider center pontoon, 42 gallon tank in center tube (exchange for standard tank), aluminum underskin, an upgrade to Sea Star hydraulic steering, electric power assist steering and an O/B Ski tow bar. Or choose any of the options individually for your own custom setup. I/O models are already equipped with a center pontoon, the 42 gallon tank in the center pontoon, aluminum underskin and Sea Star hydraulic steering, so just add the high performance fins, a 27" center pontoon and power steering to go 5x7!



Optional in floor ski storage



EXCLUSIVE 5X7 PACKAGE

WAVEGLIDER™ HIGH PERFORMANCE

Proven Performance and Durability!


Avalon has tested our high performance systems on trips from Baltimore to Key West, across Lake Michigan and from Ft. Lauderdale to Bimini in the Bahamas so that you can be assured of one tough, high performance boat. So go ahead and turn your boat into the fast planing sport boat you want. It will be a blast to drive, a great all around family boat and perfect for pulling skiers, tubes and wakeboards.*

- CTS ONLY- (Center pontoon without Waveglider fins)
- Waveglider™ system - Includes CTS 25" triple pontoons and Avalon's exclusive Waveglider - high performance lifting fins and 42 gallon fuel tank for center pontoon
- Watersports package - includes Waveglider™ system - plus: ski tow bar and aluminum waveshield
- 5 x 7 Waveglider™ High Performance Package = 2 - 25" outside pontoons, 1 - 27" inside pontoon, Waveglider fins, Sea Star and power assist steering, aluminum waveshield, 42 gallon center fuel tank and ski tow bar

*When powered with adequate horsepower.



Waveglider™ with Aluminum Waveshield



Some models shown with optional equipment.

WAVEGLIDER SPECIFICATIONS

L SERIES	Pontoon Length	Pontoon Diameter	Deck Width	Dry Weight	Max. Weight Capacity	Max. Engine	Max. No. Persons	Max. Person Weight
EXCALIBUR CTS								
29'	28'	3-25"	8.5'	3500	3500	300	19	2645
27'	26'	3-25"	8.5'	3300	3200	300	17	2350
25'	24'	3-25"	8.5'	3100	2910	250	14	2050
PARADISE CTS								
26'	26'	3-25"	8.5'	3200	3100	250	16	2230
24'	24'	3-25"	8.5'	3000	2940	250	15	2080
22'	22'	3-25"	8.5'	2800	2650	225	12	1780
20'	20'	3-25"	8.5'	2200	2460	175	12	1720
PARADISE RC CTS								
24'	24'	3-25"	8.5'	3000	2940	250	15	2080
22'	22'	3-25"	8.5'	2800	2650	225	12	1780
LP FISH RCRF CTS								
24'	24'	3-25"	8.5'	3000	2940	250	15	2080
SOMERSET CTS								
24'	24'	3-25"	8.5'	3000	2940	250	15	2080
22'	22'	3-25"	8.5'	2800	2650	225	12	1780
20'	20'	3-25"	8.5'	2200	2460	175	12	1720
SANDBAR CTS								
26'	26'	25"	8.5'	3125	3250	250	17	2400
C SERIES - 8 OR 8 1/2 WIDE								
WINDJAMMER RC CTS								
24'	24'	3-25"	8.5'	3000	2940	250	15	2080
22'	22'	3-25"	8.5'	2800	2650	225	12	1780
WINDJAMMER CTS 23" DIAMETER CTS								
26'	26'	3-23"	8'	3000	2800	225	14	1950
24'	24'	3-23"	8'	2800	2560	200	13	1810
22'	22'	3-23"	8'	2600	2300	150	11	1560
20'	20'	3-23"	8'	2150	2140	135	10	1400
18'	18'	3-23"	8'	1875	1890	100	9	1290
WINDJAMMER CTS 25" DIAMETER CTS								
26'	26'	3-25"	8.5'	3125	3250	250	17	2400
24'	24'	3-25"	8.5'	3000	2940	250	15	2080
22'	22'	3-25"	8.5'	2800	2650	225	12	1780
20'	20'	3-25"	8.5'	2200	2460	150	12	1720
18'	18'	3-25"	8.5'	1950	2180	115	10	1440
TROPIC & CT FISH 23" DIAMETER CTS								
24'	24'	3-23"	8'	2800	2560	200	13	1810
22'	22'	3-23"	8'	2600	2300	150	11	1560
20'	20'	3-23"	8'	2150	2140	135	10	1400
18'	18'	3-23"	8'	1875	1890	100	9	1290
TROPIC & CT FISH 25" DIAMETER CTS								
24'	24'	3-25"	8.5'	3000	2940	250	15	2080
22'	22'	3-25"	8.5'	2800	2650	225	12	1780
20'	20'	3-25"	8.5'	2200	2460	150	12	1720
18'	18'	3-25"	8.5'	1950	2180	115	10	1440
CATALINA 23" DIAMETER CTS								
24'	24'	3-23"	8'	2800	2560	200	13	1810
22'	22'	3-23"	8'	2600	2300	150	11	1560
20'	20'	3-23"	8'	2150	2140	135	10	1400
18'	18'	3-23"	8'	1875	1890	100	9	1290
16'	16'	3-23"	8'	1600	1650	75	8	1100
CATALINA 25" DIAMETER CTS								
24'	24'	3-25"	8.5'	3000	2940	250	15	2080
22'	22'	3-25"	8.5'	2800	2650	225	12	1780
20'	20'	3-25"	8.5'	2200	2460	175	12	1720
18'	18'	3-25"	8.5'	1950	2180	115	10	1440
CC FNF 23" DIAMETER CTS								
24'	24'	3-23"	8'	2800	2560	200	13	1810
22'	22'	3-23"	8'	2600	2300	150	11	1560
20'	20'	3-23"	8'	2150	2140	135	10	1400
18'	18'	3-23"	8'	1875	1890	100	9	1290
CC FNF 25" DIAMETER CTS								
24'	24'	3-25"	8.5'	3000	2940	250	15	2080
22'	22'	3-25"	8.5'	2800	2650	225	12	1780
20'	20'	3-25"	8.5'	2200	2460	175	12	1720
18'	18'	3-25"	8.5'	1950	2180	115	10	1440
16'	16'	3-25"	8.5'	1700	1900	90	9	1300
EAGLE 22" DIAMETER CTS								
16'	16'	3-22"	7'	1500	1550	75	7	990
14'	14'	3-22"	7'	1350	1300	50	5	740
EAGLE 23" DIAMETER CTS								
16'	16'	3-23"	7'	1600	1650	75	8	1100
14'	14'	3-23"	7'	1400	1400	60	6	840



Optional Corsas through hull exhaust (I/O only)

Optional power assist steering (Required for V-8)



Optional dual prop outdrive (Required on V-8 models)



INBOARD/OUTBOARD

Fiberglass full width rear swim platform (I/O only)

HIGH PERFORMANCE OPTIONS

1. Add power assist steering to give your boat even better handling and turning capability.
2. In floor ski locker*
3. 42 gallon fuel tank*
4. Aluminum waveshield
5. Ski tow bar
6. Waterski/wakeboard tower

TOWER OPTIONS

- a. High power speakers with microphone
- b. Spotlight
- c. Wakeboard racks

High performance options are available factory installed only!

*Only available with center pontoon

INBOARD/OUTBOARD MERCURISER OR VOLVO

L series only. Standard setup includes: single prop 3.0 TKX 135 hp Mercruiser Sterndrive with hydraulic steering (not power), center pontoon and motor pod assembly, Mirage stainless propeller, bilge pump, additional oil and temperature gauge, exhaust blower and aluminum undersheeting.

MOTOR UPGRADES (M = MERCURISER) (V = VOLVO)

- 4.3 (M-MPI)
- 5.0 (M-MPI) / V-GXi) 260 HP V-8* (dual prop drive upgrade required)
- 5.7 (M-MPI) / V-GXi) 300 HP V-8* (dual prop drive upgrade required)

Motor availability and features subject to change.

Other HP may be available as custom build. Please contact your dealer for information.

I/O OPTIONS

- Full fiberglass swim platform with ladder
- I/O Ski tow bar
- Corsas silent choice through hull exhaust
- Available with high performance options
- Power assist steering*

* Power assist steering (required on V-8)



Windjammer RC 24' Elite

Windjammer RC 22' RE

SPECIFICATIONS

	22'	24'
Length	22'	24'
Pontoon Diameter	25"	25"
Width	8 1/2'	8 1/2'
Dry Weight	2050	2250
Max Weight Cap.	2350	2600
Max Engine HP	125	150
Max # People	11	13
Max People Lbs.	1600	1850

Some models shown with optional equipment.

WINDJAMMER RC C Series

Standard Features

- CAPTAIN'S DELUXE POLISHED CONTOURED STAND**
 - Level 3 helm package - carbon fiber dash with platinum panels lighted stainless toggle switches, windshield, smoked glass side door, removable stand access panel and glove box
 - Full gauge panel featuring black sterling tachometer, voltmeter and fuel gauge
 - MP3 player storage bin with smoked glass lid
 - Surface storage tray for cell phone and other personal items
 - Carbon fiber tilt steering wheel with brilliant aluminum non-directional spokes
- ELECTRONICS**
 - Jensen high power stereo MSR3007 with MP3 plug
 - 2 Jensen high power speakers with platinum speaker covers
 - 12 volt power point
- LIGHTING**
 - Docking lights built into front walls in heavy duty reinforced housing
 - Stainless courtesy light on side of captain's stand
 - USCG navigation and stern lighting
- FURNISHINGS**
 - Furnishings are created using exclusive MATRIX 50 marine upholstery
 - Upholstered aluminum seat frames with flow through ventilation
 - Pleated Plush radius designer furnishings
 - Champagne perf accent vinyl
 - Plush deluxe lounge arms
 - Portable cup holders
 - Exclusive Comfort Plush™ high back reclining drivers admiral's chair with slide and swivel
 - Two - Exclusive Comfort Plush™ bow low back reclining commander's chairs with slide and swivel
 - Livewell under port bow bench
 - Rod holders and cup holders at bow
- STYLING**
 - Front radius wall railings
 - Rear entry gate with swim platform rear entry ladder
 - External wall skins with 29" high 1 1/4" diameter .090 anodized railings
 - Hidden wall seams
- Non-skid strips for doorways
- Plush 28 oz. Escalade carpet
- Radius corner on rear bench
- Deluxe mural graphics package
- CONVENIENCE**
 - Fire extinguisher
 - 4 stainless cleat and lifting eye assembly
 - 24 gallon fuel capacity
 - 2 - Oval tables with cup holders
- CANVAS AND TOP**
 - 10' Bimini top with boot
 - Bimini quick release pull pins
 - Color matched full mooring cover with vented pole supports
- CONSTRUCTION**
 - 8 1/2" wide
 - 25" diameter pontoons
 - Double full riser connections
 - Heavy duty 3" reinforced deck rail
 - Heavy duty C-channel crossbeams
 - 16" OC crossbeam spacing
 - Corner castings all four corners
 - Extra heavy duty motor pod double bolted with 3/8" SST bolts attached to seven crossbeams
 - Wall railing joints welded all four sides
 - Gate latches with stainless steel insert and welded safety tab

Options

- DECK OPTIONS**
 - Aluminum decking
 - Aluminum waveshield
- FLOORING OPTIONS**
 - Vinyl flooring (n/a on aluminum deck)
 - Snap-in carpet (upgrade to vinyl flooring also required)
 - Plush 28 oz. Islands carpet
- CAPTAIN'S CHAIR OPTIONS**
 - Exclusive Comfort Plush™ low back reclining commander's chair
 - Doublewide recliner admiral's chair
- FURNITURE OPTIONS**
 - Buckskin base vinyl (recommended only with colored wall skin)
 - Luxury umbrella table (Tan only)
 - Commander entertainment bar with sink, electric faucet and two gallon reservoir, electric hidden wine rack and wine glasses that raises at the touch of a button, stainless cup holders and stainless access door
 - Captain's entertainment bar with sink, electric faucet and two gallon reservoir and access door
- DASH / ELECTRONICS OPTIONS**
 - Garmin 430S full color GPS with built in inland maps, fishfinder, water temp, depth gauge, speedometer
 - Garmin 440S GPS with coastal maps
 - Fishfinder - Garmin color (Model 400C)
 - Sirius satellite service
 - Premium sound system upgrade (6 coaxial speakers, subwoofer, amp.)
 - Jensen waterproof CD stereo MSR7007 exchange
 - Extra Jensen speakers
 - Marine Audio speakers
 - Stainless logo speaker covers (requires M.A. speaker)
 - Dual battery system with auto twin charge, start protect and low battery warning
 - Battery selector switch
- LIGHTING OPTIONS**
 - Stainless amber floor mood lighting
 - Engine compartment light
- STEERING OPTIONS**
 - Baystar hydraulic easy to turn tilt steering
 - Sea Star hydraulic steering for motors over 150 hp
 - Electric power assist steering (requires Sea Star upgrade)
- BIMINI AND HARD TOP OPTIONS**
 - 6 stainless steel easy to use twist lock Bimini quick connect (available only on 8 1/2' x 10' Bimini top)
 - Transport position support brackets for Bimini top
 - 2nd Bimini top - factory pre-installed only
 - Standard walk-on sun roof (8' or 10' with ladder (ladder at front of roof except 8' on Elite models). Available factory installed only, 22' and up only)
 - Deluxe walk-on sun roof (8' or 10' with ladder at front includes walls, cushions, speakers, stereo remote (available factory installed only (ladder at front of roof) Available factory installed only, 22' and up only, 25' pontoons required
 - 9' or 12' aluminum hard top (factory installed only)
 - Hydraulic Bimini top 11.5'
- PONTOON OPTIONS**
 - Exclusive side protector keels
- PERFORMANCE OPTIONS - CTS ONLY (CENTER TUBE SYSTEM)**
 - Waveglider™ system - includes CTS 25" triple pontoons, Avalon's exclusive Waveglider™ - high performance lifting fins and 42 gallon fuel tank for center pontoon
 - Watersports package - includes Waveglider™ system - plus: ski tow bar and aluminum waveshield
 - 5 x 7 Waveglider™ High Performance Package = 2 - 25" outside pontoons and 1 - 27" inside pontoon. Waveglider fins, Sea Star and power assist steering, aluminum waveshield, 42 gallon center fuel tank, ski tow bar
- Sport Graphics Package including:
 - Color matched extreme sport graphics and furniture
 - Carbon fiber dash with custom matched dash panel and custom matched steering wheel
 - High performance sport chair with bolster
 - Platinum three dimensional wall logos
 - SGP available in Yellow, Red, Blue and Kryptonite
 - Rough Water Package (for Waveglider and 5 X 7)
- WATERSPORTS OPTIONS**
 - Ski tow bar
 - Waterski/wakeboard tower - 8.5 wide only
 - Bimini top for ski tower - SST frame
 - Ski storage in center pontoon
- CAMPER ENCLOSURE OPTIONS - FACTORY PRE-INSTALLED ONLY**
 - 1/2 camper enclosure
 - Full camper enclosure (22' and up only)
- MISC. OPTIONS**
 - Inflatable bow sleeper bed
 - Stainless rail mounted gas grill
 - Livewell under port bow bench
 - Wash down kit with sprayer and pump
 - Seat covers in place of, or in addition to, mooring cover
 - Colored wall skins - Black, Blue, Burgundy and Champagne - with custom matched graphics
 - Docklines retractable built in
 - Stainless steel non-skid strips for doorways
 - Trash can built into lounge arm
 - Wine rack built in to lounge arm
 - 4 eye straps to mount fenders
 - 4 stainless pop up cleats
 - Logo soft cooler

Interior Options

- Windjammer RC RE 22'
- Elite 24'



2009 Avalon LUXURY PONTOON BOATS

SPECIFICATIONS					
Length	18'	20'	22'	24'	26'
Std. Pontoon Diameter	23"	23"	23"	23"	23"
Std. Width	8'	8'	8'	8'	8'
Dry Weight	1600	1750	2000	2200	2400
Max Weight Cap.	1630	1865	2050	2270	2480
Max Engine HP	75	90	100	130	150
Max # People	8	9	10	11	12
Max People Lbs.	1070	1250	1450	1530	1740
Optional width	8 1/2'	8 1/2'	8 1/2'	8 1/2'	8 1/2'
Optional Pontoon Diameter	25"	25"	25"	25"	25"
Dry Weight	1650	1800	2050	2250	2475
Max Weight Cap.	1870	2130	2350	2600	2840
Max Engine HP	90	115	125	150	175
Max # People	9	10	11	13	14
Max People Lbs.	1270	1380	1600	1850	2000

Beautiful and luxurious best describes the Avalon Windjammer. It is the smart choice for families looking for an affordable luxury pontoon. Standard features include heavy-duty construction, 16" on-center crossbeams, plush custom-designed furnishings with soft lounge arms, a CD Player, a great captain's chair, ladder, tilt steering, built-in dock lights and a mooring cover. And all for a fantastic price.

Windjammer 24' Elite



Windjammer 26' Elite

WINDJAMMER C Series



Windjammer 18' RE



Windjammer 20' RE



Windjammer 22' Elite

Some models shown with optional equipment.

Standard Features

- CAPTAIN'S DELUXE POLISHED CONTOURED STAND**
 - Level 3 helm package - carbon fiber dash with platinum panels lighted stainless toggle switches, windshield
 - Smoked glass side door, removable stand access panel and glove box
 - Full gauge panel featuring black sterling tachometer, voltmeter and fuel gauge
 - MP3 player storage bin with smoked glass lid
 - Surface storage tray for cell phone and other personal items
 - Carbon fiber tilt steering wheel with brilliant aluminum non-directional spokes
- ELECTRONICS**
 - Jensen high power Stereo MSR3007 with MP3 plug
 - 2 Jensen high power speakers with platinum speaker covers
 - 12-volt power point
- LIGHTING**
 - Docking lights built into front walls in heavy duty reinforced housing
 - Stainless courtesy light on side of captain's stand
 - USCG navigation and stern lighting
- FURNISHINGS**
 - Furnishings are created using exclusive MATRIX 50 marine upholstery
 - Upholstered aluminum seat frames with flow through ventilation
 - Pleated plush radius designer furnishings
 - Champagne perf accent vinyl
 - Redesigned 90° radius bow benches
 - Plush deluxe lounge arms
 - Plush fixed back captain's chair with moveable arms and slide and swivel
 - Portable cup holders
- STYLING**
 - Front radius wall railings
 - Rear entry gate with swim platform rear entry ladder
 - External wall skins with 29" high 1 1/4" diameter .090 anodized railings
 - Hidden wall seams
 - Non-skid strips for doorways
 - Plush 20 oz. textured carpet
 - Radius corner on rear bench
 - Deluxe mural graphics package
 - Three dimensional raised logos
- CONVENIENCE**
 - Fire extinguisher
 - 4 stainless cleat and lifting eye assembly
 - 24 gallon fuel capacity
 - Oval table with cup holders

- CANVAS AND TOP**
 - 8' Bimini top with boot
 - Bimini quick release pull pins
 - Color matched full mooring cover with vented pole supports
- CONSTRUCTION**
 - 8' standard or optional 8 1/2' wide
 - 23" standard or optional 25" diameter pontoons
 - Double full riser connections
 - Heavy duty 3" reinforced deck rail
 - Heavy duty C-channel crossbeams
 - 16" OC crossbeam spacing
 - Corner castings all four corners
 - Extra heavy duty motor pod double bolted with 3/8" SST bolts attached to seven crossbeams
 - Wall railing joints welded all four sides
 - Gate latches with stainless steel insert and welded safety tab

Options

- 8.5 WIDE OPTION - INCLUDES:**
 - 25" diameter pontoons
 - Plush 28 oz. Escalade carpet
 - 8 1/2' x 10' Bimini top
- DECK OPTIONS**
 - Aluminum decking
 - Aluminum waveshield
- FLOORING OPTIONS**
 - Vinyl flooring (in/a on aluminum deck)
 - Snap-in carpet (upgrade to vinyl flooring also required)
 - Plush 28 oz. Escalade carpet
 - Plush 28 oz. Islands carpet
- CAPTAIN'S CHAIR OPTIONS**
 - Exclusive Comfort Plush™ high back reclining admiral's chair
 - Exclusive Comfort Plush™ low back reclining commander's chair
 - Doublewide recliner admiral's chair
- FURNITURE OPTIONS**
 - Buckskin base vinyl (recommended only with colored wall skin)
 - Luxury umbrella table (Tan only)

- Commander entertainment bar with sink, electric faucet and two gallon reservoir, electric hidden wine rack and wine glasses that raises at the touch of a button, stainless cup holders and stainless access door
- Captain's entertainment bar with sink, electric faucet, two gallon reservoir and access door
- DASH / ELECTRONICS OPTIONS**
 - Garmin 430S full color GPS with built in inland maps, fishfinder water temp, depth gauge, speedometer
 - Garmin 440S GPS with coastal maps
 - Fishfinder - Garmin color (Model 400C)
 - Sirius satellite service
 - Premium sound system upgrade (6 coaxial speakers, subwoofer, amp.)
 - Jensen waterproof CD stereo MSR7007 exchange
 - Extra Jensen speakers
 - Marine Audio speakers
 - Stainless logo speaker covers (requires M.A. speaker)
- Dual battery system with auto twin charge, start protect and low battery warning
- Battery selector switch
- LIGHTING OPTIONS**
 - Stainless amber floor mood lighting
 - Engine compartment light
- STEERING OPTIONS**
 - Baystar hydraulic easy to turn tilt steering
 - Sea Star Hydraulic Steering for motors over 150 hp
 - Electric power assist steering (requires Sea Star upgrade)
- BIMINI AND HARD TOP OPTIONS**
 - 8' x 10' Bimini top with logo boot
 - 6 stainless steel easy to use twist lock Bimini quick connect (available only on 8 1/2' x 10' Bimini top)
 - Transport position support brackets for Bimini top
 - 2nd Bimini top - factory pre-installed only
- Standard walk-on sun roof (8' or 10') with ladder (ladder at front of roof except 8' on Elite models) upgrade to 25" pontoons required. Available factory installed only, 22' and up only
- Deluxe walk-on sun roof (8' or 10') with ladder at front includes walls, cushions, speakers, stereo remote (available factory installed only (ladder at front of roof) Available factory installed only, 22' and up only, 25" pontoons required
- 9' or 12' aluminum hard top (factory installed only)
- Hydraulic Bimini top 11.5'

- WATERSPORTS PACKAGE** - includes Waveglider™ system - plus: ski tow bar and aluminum waveshield
- 5 x 7 Waveglider™ High Performance Package = 2 - 25' outside pontoons and 1 - 27' inside pontoon. Waveglider fins, Sea Star and power assist steering, aluminum waveshield, 42 gallon center fuel tank, ski tow bar
- Sport Graphics Package including:
 - Color matched extreme sport graphics and furniture
 - Carbon fiber dash with custom matched dash panel and custom matched steering wheel
 - High performance sport chair with bolster
 - Platinum three dimensional wall logos
 - SGP available in Yellow, Red, Blue and Kryptonite
- Rough Water Package (for Waveglider and 5 X 7)
- WATERSPORTS OPTIONS**
 - Ski tow bar
 - Waterski/wakeboard tower - 8.5 wide only
 - Bimini top for ski tower - SST frame
 - Ski storage in center pontoon

Interior Options

Rear Entry

Elite

- 1/2 camper enclosure**
- Full camper enclosure** (22' and up only)
- MISC. OPTIONS**
 - Inflatable bow sleeper bed
 - Stainless rail mounted gas grill
 - Livewell under port bow bench
 - Wash down kit with sprayer and pump
 - Seat covers in place of, or in addition to, mooring cover
 - Colored wall skins - Black, Blue, Burgundy and Champagne - with custom matched graphics
 - Docklines retractable built in
 - Stainless steel non-skid strips for doorways
 - Trash can built into lounge arm
 - Wine rack built in to lounge arm
 - 4 eye straps to mount fenders
 - 4 stainless pop up cleats
 - Logo soft cooler

2009

Avalon

LUXURY PONTOON BOATS

A bestseller for years, the affordable, durable and feature-packed Tropic has been a favorite for thousands of families! Enjoy lounge arms, soft plush furnishings, a CD stereo, built-in dock lights and a luxurious captain's chair all mounted on heavy-duty construction with 16" on-center crossbeams and full riser connectors. It's built to create memories for many years to come.

SPECIFICATIONS

Length	18'	20'	22'	24'
Standard Pontoon Diameter	23"	23"	23"	23"
Standard Width	8'	8'	8'	8'
Dry Weight	1600	1750	2000	2200
Max Weight Cap.	1630	1865	2050	2270
Max Engine HP	75	90	100	130
Max # People	8	9	10	11
Max People Lbs.	1070	1250	1450	1530
Optional Width	8 1/2'	8 1/2'	8 1/2'	8 1/2'
Optional Pontoon Diameter	25"	25"	25"	25"
Dry Weight	1650	1800	2050	2250
Max Weight Cap.	1870	2130	2350	2600
Max Engine HP	90	115	125	150
Max # People	9	10	11	13
Max People Lbs.	1270	1380	1600	1850

Tropic 22' RE

Tropic 24' Elite

Tropic 18' RE

Some models shown with optional equipment.

Tropic 20' RE

TROPIC

C Series

Standard Features

- CAPTAIN'S DELUXE POLISHED CONTOURED STAND**
 - Level 3 helm package - carbon fiber dash with platinum panels lighted stainless toggle switches, windshield,
 - Smoked glass side door, removable stand access panel and glove box
 - Full gauge panel featuring black sterling tachometer, voltmeter and fuel gauge
 - MP3 player storage bin with smoked glass lid
 - Surface storage tray for cell phone and other personal items
 - Black steering wheel with brilliant aluminum non-directional spokes
- ELECTRONICS**
 - Jensen high power stereo MSR3007 with MP3 plug
 - 2 Jensen high power speakers with platinum speaker covers
 - 12-volt power point
- LIGHTING**
 - Docking lights built into front walls in heavy duty reinforced housing
 - Stainless courtesy light on side of captain's stand
 - USCG navigation and stern lighting

- FURNISHINGS**
 - Furnishings are created using exclusive MATRIX 50 marine upholstery
 - Upholstered aluminum seat frames with flow through ventilation
 - Plush new age designer furnishings
 - Champagne perf accent vinyl
 - Plush redesigned lounge arms
 - Plush fixed back captain's chair with moveable arms and slide and swivel
- STYLING**
 - Front traditional 90" walls with extended front deck
 - Rear entry gate with swim platform rear entry ladder
 - External wall skins with 29" high 1 1/4" diameter .090 anodized railings
 - Hidden wall seams
 - Non-skid strips for doorways
 - Plush 20 oz. textured carpet
 - Deluxe mural graphics package
 - Three dimensional raised logos

Options

- CONVENIENCE**
 - Fire extinguisher
 - 4 stainless cleat and lifting eye assembly
 - 24 gallon fuel capacity
 - Oval table with cup holders
- CANVAS AND TOP**
 - 8' Bimini top with boot
 - Bimini quick release pull pins
 - Color matched full mooring cover with vented pole supports
- CONSTRUCTION**
 - 8' standard or optional 8 1/2' wide
 - 23' standard or optional 25' diameter pontoons
 - Double full riser connections
 - Heavy duty 3" reinforced deck rail
 - Heavy duty C-channel crossbeams
 - 16" OC crossbeam spacing
 - Corner castings all four corners
 - Extra heavy duty motor pod double bolted with 3/8" SST bolts attached to seven crossbeams
 - Wall railing joints welded all four sides
 - Gate latches with stainless steel insert and welded safety tab
- DECK OPTIONS**
 - Aluminum decking
 - Aluminum waveshield
- FLOORING OPTIONS**
 - Vinyl flooring (n/a on aluminum deck)
 - Snap-in carpet (upgrade to vinyl flooring also required)
 - Plush 28 oz. Escalade carpet
 - Plush 28 oz. Islands carpet
- CAPTAIN'S CHAIR OPTIONS**
 - Exclusive Comfort Plush™ high back reclining admiral's chair
 - Exclusive Comfort Plush™ low back reclining commander's chair
 - Doublewide recliner admiral's chair
- FURNITURE OPTIONS**
 - Buckskin base vinyl (recommended only with colored wall skin)
 - Luxury umbrella table (Tan only)
 - Commander entertainment bar with sink, electric faucet and two gallon reservoir, electric hidden wine rack and wine glasses that raises at the touch of a button, stainless cup holders and stainless access door
 - Captain's entertainment bar with sink, electric faucet, two gallon reservoir and access door
- DASH / ELECTRONICS OPTIONS**
 - Garmin 430S full color GPS with built in inland maps, fishfinder water temp, depth gauge, speedometer
 - Garmin 440S full color coastal GPS (factory installed only)
 - Fishfinder - Garmin color (Model 400C)
 - Sirius satellite service
 - Premium sound system upgrade (6 coaxial speakers, subwoofer, amp.)

- Jensen waterproof CD stereo MSR7007 exchange
- Extra Jensen speakers
- Marine Audio speakers
- Stainless logo speaker covers (requires M.A. speaker)
- Dual battery system with auto twin charge, start protect and low battery warning
- Battery selector switch
- Stainless amber floor mood lighting
- Engine compartment light
- STEERING OPTIONS**
 - Mechanical tilt steering
 - Baystar hydraulic easy to turn tilt steering
 - Sea Star hydraulic steering for motors over 150 hp
 - Electric power assist steering (requires Sea Star upgrade)

- BIMINI AND HARD TOP OPTIONS**
 - 8' x 10' Bimini top with boot
 - 6 stainless steel easy to use twist lock Bimini quick connect (available only on 8 1/2' x 10' Bimini top)
 - Transport position support brackets for Bimini top
 - 2nd Bimini top - factory pre-installed only
 - Standard walk-on sun roof (8' or 10') with ladder (ladder at front of roof except 8' on Elite models) upgrade to 25' pontoons required. Available factory installed only, 22' and up only

- Deluxe walk-on sun roof (8' or 10') with ladder at front includes walls, cushions, speakers, stereo remote (available factory installed only - ladder at front of roof). Available factory installed only, 22' and up only, 25' pontoons required
- 9' or 12' aluminum hard top (factory installed only)
- Hydraulic Bimini top 11.5'
- PONTOON OPTIONS**
 - 23" to 25" upgrade
 - Exclusive side protector keels
- PERFORMANCE OPTIONS - CTS ONLY (CENTER TUBE SYSTEM)**
 - Waveglider™ system - includes CTS 25' triple pontoons, Avalon's exclusive Waveglider - high performance lifting fins and 42 gallon fuel tank for center pontoon

- Watersports package - includes Waveglider™ system - plus: ski tow bar and aluminum waveshield
- 5 x 7 Waveglider™ High Performance Package = 2 - 25' outside pontoons and 1 - 27' inside pontoon. Waveglider fins, Sea Star and power assist steering, aluminum waveshield, 42 gallon center fuel tank, ski tow bar
- Sport Graphics Package including:
 - Color matched extreme sport graphics and furniture
 - Carbon fiber dash with custom matched steering wheel
 - High performance sport chair with bolster
 - Platinum three dimensional wall logos
 - SGP available in Yellow, Red, Blue and Kryptonite
- Rough Water Package (for Waveglider and 5 X 7)
- WATERSPORTS OPTIONS**
 - Ski tow bar

- Waterski / Wakeboard Tower - 8.5 wide only
- Bimini top for ski tower - SST frame
- Ski storage in center pontoon
- CAMPER ENCLOSURE OPTIONS - FACTORY PRE-INSTALLED ONLY**
 - 1/2 camper enclosure (22' and up only)
- MISC. OPTIONS**
 - Inflatable bow sleeper bed
 - Stainless rail mounted gas grill
 - Livewell under port bow bench
 - Wash down kit with sprayer and pump
 - Seat covers in place of, or in addition to, mooring cover
 - Colored wall skins - Black, Blue, Burgundy and Champagne - with custom matched graphics
 - Docklines retractable built in
 - Stainless steel non-skid strips for doorways
 - 4 eye straps to mount fenders
 - 4 stainless pop up cleats
 - Logo soft cooler
 - Portable cup holders

Interior Options



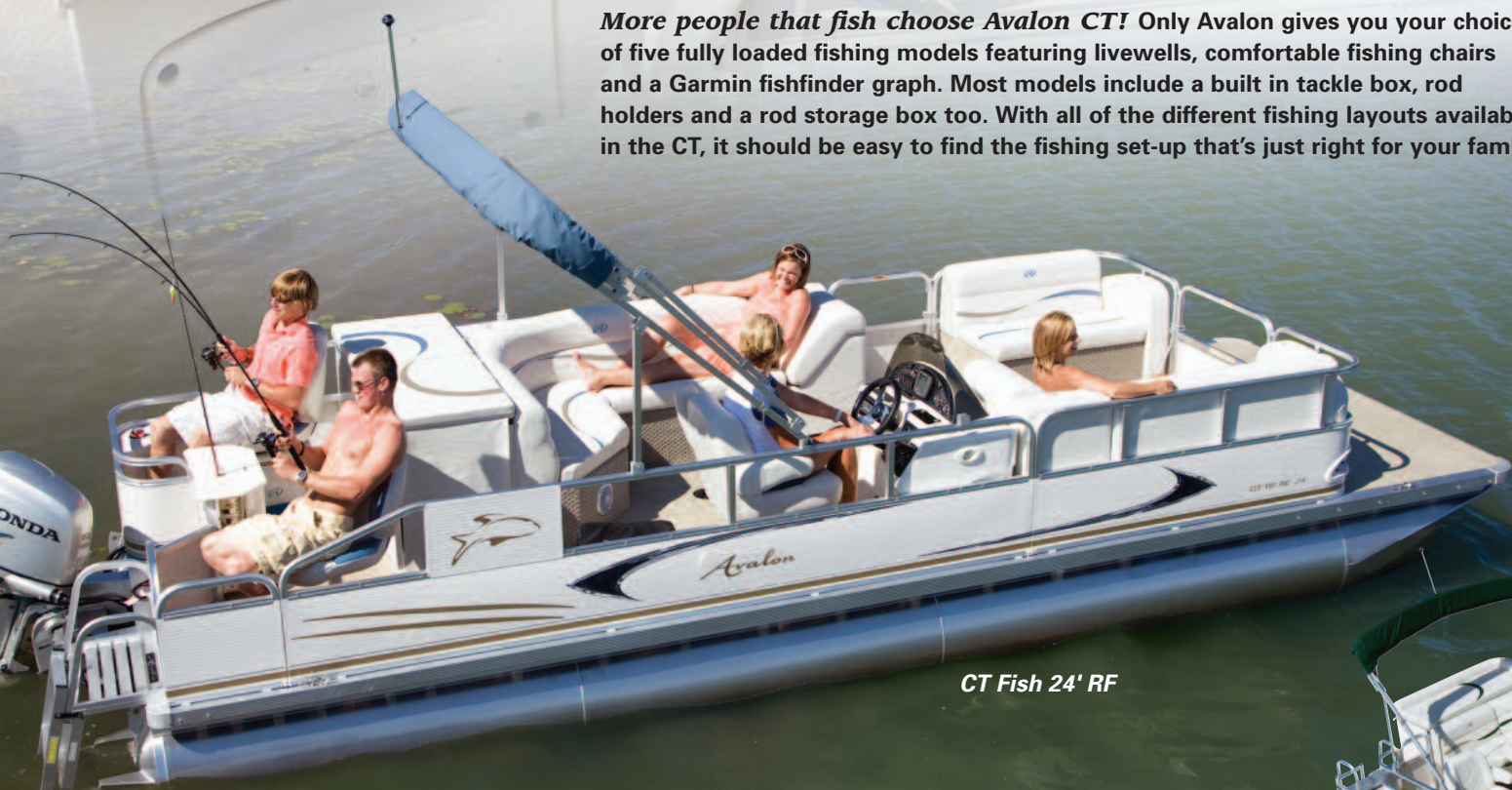
2009 Avalon



SPECIFICATIONS

Length	18'	20'	22'	24'
Standard Pontoon Diameter	23"	23"	23"	23"
Standard Width	8'	8'	8'	8'
Dry Weight	1600	1750	2000	2200
Max Weight Cap.	1630	1865	2050	2270
Max Engine HP	75	90	100	130
Max # People	8	9	10	11
Max People Lbs.	1070	1250	1450	1530
Optional Width	8 1/2'	8 1/2'	8 1/2'	8 1/2'
Optional Pontoon Diameter	25"	25"	25"	25"
Dry Weight	1650	1800	2050	2250
Max Weight Cap.	1870	2130	2350	2600
Max Engine HP	90	115	125	150
Max # People	9	10	11	13
Max People Lbs.	1270	1380	1600	1850

More people that fish choose Avalon CT! Only Avalon gives you your choice of five fully loaded fishing models featuring livewells, comfortable fishing chairs and a Garmin fishfinder graph. Most models include a built in tackle box, rod holders and a rod storage box too. With all of the different fishing layouts available in the CT, it should be easy to find the fishing set-up that's just right for your family.



CT Fish 24' RF



CT Fish 20' FNF



CT Fish 18' BF



CT Fish 22' RFC



CT Fish 22' FNC

CT FISH C Series

Some models shown with optional equipment.

Standard Features

- Captain's deluxe polished contoured stand
 - Level 2 helm package - carbon fiber dash lighted rocker switches, windshield
 - Smoked glass side door, removable stand access panel and glove box
 - Full gauge panel featuring black sterling tachometer, voltmeter and fuel gauge
 - MP3 player storage bin with smoked glass lid
 - Surface storage tray for cell phone and other personal items
 - Black steering wheel with brilliant aluminum non-directional spokes
- ELECTRONICS**
- Jensen high power stereo MSR3007 with MP3 plug
 - 2 Jensen high power speakers with platinum speaker covers
 - 12 volt power point
 - Garmin in dash fishfinder - graph Model 145
- LIGHTING**
- Docking lights built into front walls in heavy duty reinforced housing
 - Stainless courtesy light on side of captain's stand
 - USCG navigation and stern lighting
- FURNISHINGS**
- Furnishings are created using exclusive MATRIX 50 marine upholstery
 - Upholstered aluminum seat frames with flow through ventilation
 - Plush designer furnishings
 - Champagne perf accent vinyl
 - Plush redesigned lounge arms (where applicable)
 - Plush fixed back captain's chair with moveable arms and slide and swivel
- FISHING FEATURES**
- 2 front fishing stations with rod holder (FNF, FNC)
 - 2 rear fishing stations with rod holder (FNF, FNC, RF, RFC)
 - Side privacy station (FNF, FNC, RF, RFC)
 - Rear rod box (FNF, FNC, RF, RFC)
 - Tackle trays (FNF, FNC, RF, RFC)
 - Large livewell over fuel tank (FNF, FNC, RF, RFC)
 - Small livewell under bow fish chair (FNF, FNC)
- Livewell under port bow bench (BF)**
- 2 bow benches (RF, FNC, BF)
 - 2 fish chairs on front deck (BF)
- STYLING**
- Rear entry gate with swim platform rear entry ladder
 - External wall skins with 29" high 1 1/4" diameter .090 anodized railings

- Hidden wall seams
 - Non-skid strips for doorways
 - Plush 20 oz. Escalade carpet
 - Deluxe mural graphics package
- CONVENIENCE**
- Fire extinguisher
 - 4 stainless cleat and lifting eye assembly
 - 24 gallon fuel capacity
 - Oval table with cup holders
- CANVAS AND TOP**
- 8' Bimini top with boot
 - Bimini quick release pull pins
 - Color matched full mooring cover with vented pole supports
- CONSTRUCTION**
- 8' standard or optional 8 1/2" wide 23" standard or optional 25" diameter pontoons
 - Double full riser connections
 - Heavy duty 3" reinforced deck rail
 - Heavy duty C-channel crossbeams
 - 16" OC crossbeam spacing
 - Corner castings all four corners
 - Extra heavy duty motor pod double bolted with 3/8" SST bolts attached to seven crossbeams
 - Wall railing joints welded all four sides
 - Gate latches with stainless steel insert and welded safety tab

Options


- 8.5 WIDE OPTION - INCLUDES:**
- 25" diameter pontoons
 - Plush 28 oz. Escalade carpet
 - 8 1/2' x 10' Bimini top with boot
- DECK OPTIONS**
- Aluminum decking
 - Aluminum waveshield
- FLOORING OPTIONS**
- Vinyl flooring (n/a on aluminum deck)
 - Snap-in carpet (upgrade to vinyl flooring also required)
 - Plush 28 oz. Escalade carpet
 - Plush 28 oz. Islands carpet
- CAPTAIN'S CHAIR OPTIONS**
- High back reclining admiral's chair (except FNC and RFC)
 - Low back reclining commander's chair (except FNC and RFC)
 - Doublewide recliner admiral's chair (except FNC and RFC)
- FURNITURE OPTIONS**
- Buckskin base vinyl (recommended only with colored wall skin)
 - Luxury umbrella table (Tan only)
 - Commander entertainment bar with sink, electric faucet and two gallon reservoir, electric hidden wine rack and wine glasses that raises at the touch of a button, stainless cup holders and stainless access door
 - Captain's entertainment bar with sink, electric faucet, two gallon reservoir and access door

- DASH / ELECTRONICS OPTIONS**
- Garmin 430S full color GPS (factory installed only)
 - Garmin 440S full color coastal GPS (factory installed only)
 - 430 or 440 GPS (REQUIRES UPGRADE TO LEVEL 3 DASH)
 - Sirius satellite service
 - Premium sound system upgrade (6 coaxial speakers, subwoofer, amp.)
 - Jensen waterproof CD stereo MSR7007 exchange
 - Extra Jensen speakers
 - Marine Audio speakers
 - Stainless logo speaker covers (requires M.A. speaker)
 - Dual battery system with auto twin charge, start protect and low battery warning
 - Battery selector switch
- LIGHTING OPTIONS**
- Stainless amber floor mood lighting
 - Engine compartment light
- STEERING OPTIONS**
- Mechanical tilt steering
 - Baystar hydraulic easy to turn tilt steering
 - Sea Star hydraulic steering for motors over 150 hp
 - Electric power assist steering (requires Sea Star upgrade)

- BIMINI AND HARD TOP OPTIONS**
- 8' x 10' Bimini top with boot
 - 2nd Bimini top - factory pre-installed only (22' and up only)
 - 9' or 12' aluminum hard top (factory installed only)
- PONTOON OPTIONS**
- 23" to 25" upgrade
 - Exclusive side protector keels
- PERFORMANCE OPTIONS - CTS ONLY (CENTER TUBE SYSTEM)**
- Waveglider™ system - includes CTS 25" triple pontoons, Avalon's exclusive Waveglider - high performance lifting fins and 42 gallon fuel tank for center pontoon
 - Watersports package - includes Waveglider™ system - plus: ski tow bar and aluminum waveshield
 - 5 x 7 Waveglider™ High Performance Package = 2 - 25" outside pontoons and 1 - 27" inside pontoon. Waveglider fins, Sea Star and power assist steering, aluminum waveshield, 42 gallon center fuel tank, ski tow bar
 - Sport Graphics Package including:
 - Color matched extreme sport graphics and furniture

- Carbon fiber dash with custom matched dash panel, and custom matched steering wheel
 - High performance sport chair with bolster
 - SGP available in Yellow, Red, Blue and Kryptonite
 - Rough Water Package (for Waveglider and 5 X 7)
- WATERSPORTS OPTIONS**
- Ski tow bar
 - Ski storage in center pontoon
- CAMPER ENCLOSURE OPTIONS - FACTORY PRE-INSTALLED ONLY**
- 1/2 camper enclosure
 - Full camper enclosure (22' and Up only)
- MISC. OPTIONS**
- Inflatable bow sleeper bed
 - Stainless rail mounted gas grill
 - Wash down kit with sprayer and pump
 - Seat covers in place of, or in addition to, mooring cover
 - Colored wall skins - Black, Blue, Burgundy and Champagne - with custom matched graphics
 - Docklines retractable built in
 - Stainless steel non-skid strips for doorways
 - 4 eye straps to mount fenders
 - 4 stainless pop up cleats
 - Logo soft cooler
 - Portable cup holders

Interior Options



2009 Avalon LUXURY PONTOON BOATS

Even though Catalina is Avalon's most affordable full size model, it sure doesn't look like it. A great way to start boating with high quality and less investment, the Catalina won't disappoint. Catalina is built with the same quality that goes into every Avalon. Solid structure, plush MATRIX 50 seating, CD stereo and gauges provide the right amount of features for years of fun on the water.

SPECIFICATIONS	Catalina		Catalina & CC FNF		
	16'	18'	20'	22'	24'
Length	16'	18'	20'	22'	24'
Standard Pontoon Diameter	23"	23"	23"	23"	23"
Std. Width	8'	8'	8'	8'	8'
Dry Weight	1350	1600	1750	2000	2200
Max Weight Cap.	1450	1630	1865	2050	2270
Max Engine HP	50	75	90	100	130
Max # People	6	8	9	10	11
Max People Lbs.	950	1070	1250	1450	1530
Optional Width	8 1/2'	8 1/2'	8 1/2'	8 1/2'	8 1/2'
Optional Pontoon Diameter	25"	25"	25"	25"	25"
Dry Weight	1425	1650	1800	2050	2250
Max Weight Cap.	1635	1870	2130	2350	2600
Max Engine HP	60	90	115	125	150
Max # People	7	9	10	11	13
Max People Lbs.	1050	1270	1380	1600	1850

Catalina 20' RE

Catalina 18' FRB

Catalina 22' RE

CC FNF 20' RE

Catalina 16' RE

Some models shown with optional equipment.

CATALINA C Series

Some models shown with optional equipment.

CC FNF C Series

Standard Features

- CATALINA & CC FNF**
- CAPTAIN'S DELUXE POLISHED CONTOURED STAND
 - Level 2 Helm Package - platinum dash panel with lighted rocker switches
 - Smoked glass side door, removable stand access panel
 - Full gauge panel featuring black sterling tachometer, voltmeter
 - MP3 player storage bin with smoked glass lid
 - Surface storage tray for cell phone and other personal items
 - Non-directional Huron steering wheel
 - ELECTRONICS**
 - Jensen high power stereo MSR3007 with MP3 plug
 - 2 Jensen high power speakers with platinum speaker covers
 - 12 volt power point
 - LIGHTING**
 - Stainless courtesy light on side of captain's stand
 - USCG navigation and stern lighting
 - FURNISHINGS**
 - Furnishings are created using exclusive MATRIX 50 marine upholstery
 - Upholstered aluminum seat frames with flow through ventilation
 - Plush designer furnishings
 - Champagne perf accent vinyl
 - Redesigned seat arms
 - Custom captain's chair

STYLING

- Front traditional 90" walls with extended front deck
- Rear entry gate with swim platform rear entry ladder
- External wall skins with 29" high 1 1/4" diameter .090 anodized railings
- Hidden wall seams
- Non-skid strips for doorways
- Plush 28 oz. textured carpet
- Deluxe mural graphics package
- CONVENIENCE**
- 4 stainless cleat and lifting eye assembly
- Oval table with cup holders
- CANVAS AND TOP**
- 8' Bimini top with boot
- Bimini quick release pull pins
- CONSTRUCTION**
- 8' standard or optional 8 1/2' wide
- 23" standard or optional 25" diameter pontoons
- Heavy duty 3" reinforced deck rail
- Heavy duty C-channel crossbeams
- Corner castings all four corners
- Extra heavy duty motor pod double bolted with 3/8" SST bolts attached to seven crossbeams
- Wall railing joints welded all four sides
- Gate latches with stainless steel insert and welded safety tab

EXCLUSIVE TO CC FNF

- 24 gallon fuel system
- Fuel gauge
- 2 front fishing stations w/rod holder
- 2 rear fishing stations w/rod holder
- Side privacy station
- Large livewell over fuel tank

Options

CATALINA & CC FNF

- 8.5 WIDE OPTION - INCLUDES:**
- 25" diameter pontoons
 - Plush 28 oz. Escalade carpet
 - 8 1/2' x 10' Bimini top with boot
 - DECK OPTIONS**
 - Aluminum decking
 - Aluminum waweshield
 - FLOORING OPTIONS**
 - Vinyl flooring (N/A on aluminum deck)
 - Snap-in carpet (upgrade to vinyl flooring also required)
 - Plush 28 oz. Escalade carpet
 - Plush 28 oz. Islands carpet
 - CAPTAIN'S CHAIR OPTIONS**
 - Exclusive Comfort Plush™ high back reclining drivers admiral's chair
 - Exclusive Comfort Plush™ low back reclining commander's chair
 - Doublewide recliner admiral's chair
 - Plush fixed back captain's chair with moveable arms and slide and swivel
 - FURNITURE OPTIONS**
 - Buckskin base vinyl (recommended only with colored wall skin)
 - Luxury umbrella table (Tan only)
 - DASH/ELECTRONICS OPTIONS**
 - Garmin 430S full color GPS factory installed only
 - Garmin 440S full color coastal GPS (factory installed only)
 - 430 or 440 GPS (REQUIRES UPGRADE TO LEVEL 3 DASH)
 - Fishfinder - Garmin (Model 145)

- Sirius satellite service
- Premium sound system upgrade (6 coaxial speakers, subwoofer, amp.)
- Jensen waterproof CD stereo MSR7007 exchange
- Extra Jensen speakers
- Marine Audio speakers
- Stainless logo speaker covers (requires M.A. speaker)
- Dual battery system with auto twin charge, start protect and low battery warning
- Battery selector switch
- Fixed windshield
- LIGHTING OPTIONS**
- Stainless amber floor mood lighting
- Engine compartment light
- Docking lights built into front walls
- STEERING OPTIONS**
- Mechanical tilt steering
- Baystar hydraulic easy to turn tilt steering
- Sea Star hydraulic steering for motors over 150 hp
- Electric power assist steering (requires Sea Star upgrade)
- BIMINI AND HARD TOP OPTIONS**
- 8' x 10' Bimini top with logo boot
- Transport position support brackets for Bimini top
- 2nd Bimini top - factory pre-installed only
- 9' or 12' aluminum hard top (factory installed only)
- PONTOON OPTIONS**
- 23" to 25" upgrade
- Exclusive side protector keels
- Double full riser connections

PERFORMANCE OPTIONS - CTS ONLY

- (CENTER TUBE SYSTEM)**
- Waveglider™ system - includes CTS 25" triple pontoons, Avalon's exclusive Waveglider - high performance lifting fins and 42 gallon fuel tank for center pontoon
 - Watersports package - includes Waveglider™ system - plus: ski tow bar and aluminum waweshield
 - 5 x 7 Waveglider™ High Performance Package - 2 - 25" outside pontoons and 1 - 27" inside pontoon, Waveglider fins, Sea Star and power assist steering, aluminum waweshield, 42 gallon center fuel tank, ski tow bar
 - Sport Graphics Package including:
 - Color matched extreme sport graphics and furniture
 - Carbon fiber dash with custom matched dash panel and custom matched steering wheel
 - Baystar hydraulic steering wheel
 - High performance sport chair with bolster
 - Platinum three dimensional wall logos
 - SGP available in Yellow, Red, Blue and Kryptonite
 - Rough Water Package (for Waveglider and 5 X 7)
 - WATERSPORTS OPTIONS**
 - Ski tow bar
 - Waterski/wakeboard tower - 8.5 wide only
 - Bimini top for ski tower - SST frame
 - Ski storage in center pontoon
 - CAMPER ENCLOSURE OPTIONS - FACTORY PRE-INSTALLED ONLY**
 - 1/2 camper enclosure
 - Full camper enclosure (22' and up only)

MISC. OPTIONS

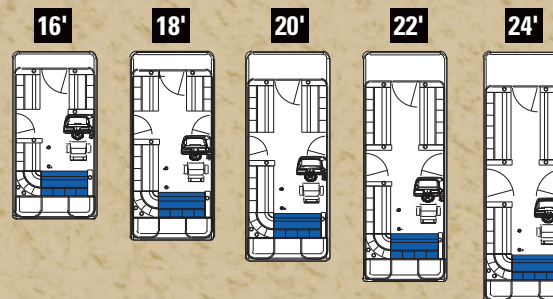
- Inflatable bow sleeper bed
- Stainless rail mounted gas grill
- Livewell under port bow bench
- Wash down kit with sprayer and pump
- Seat covers
- Color matched full mooring cover
- Colored wall skins - Black, Blue, Burgundy and Champagne - with custom matched graphics
- Docklines retractable built in
- Stainless steel non-skid strips for doorways
- Three dimensional deluxe raised logos
- 4 eye straps to mount fenders
- 4 stainless pop up cleats
- Logo soft cooler
- Portable cup holders
- Fire extinguisher

OPTIONS EXCLUSIVE TO CATALINA

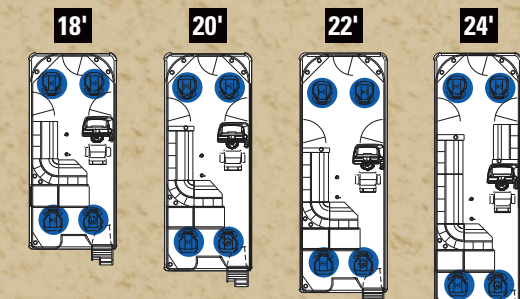
- 6 stainless steel easy to use twist lock Bimini quick connect (available only on 8 1/2' x 10' Bimini top)
- Standard walk-on sun roof (8' or 10' with ladder (ladder at front of roof except 8' on Elite models) upgrade to 25" pontoons required
- Deluxe walk-on sun roof (8' or 10' with ladder at front includes walls, cushions, speakers, stereo remote (available factory installed only) (ladder at front of roof) Available factory installed only, 22' and up only, 25" pontoons required
- Hydraulic Bimini top 11.5'
- Fuel gauge
- 24 gallon fuel system

Interior Options

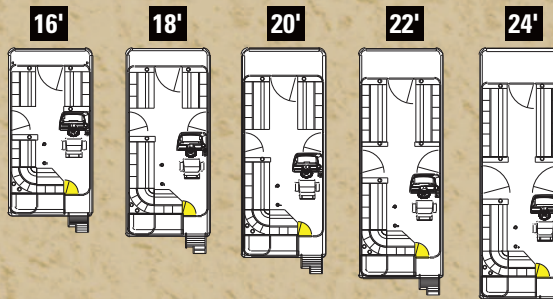
Catalina Full Rear Bench



CC FNF Rear Entry



Catalina Rear Entry



2009 Avalon LUXURY PONTOON BOATS

SPECIFICATIONS

Length	14'	16'
Std. Pontoon Diameter	22"	22"
Width	7'	7'
Dry Weight	1100	1300
Max Weight Cap.	1150	1350
Max Engine HP	25	50
Max # People	5	6
Max People Lbs.	735	850
Optional Pontoon Diameter	23"	23"
Dry Weight	1150	1350
Max Weight Cap.	1220	1450
Max Engine HP	40	50
Max # People	5	6
Max People Lbs.	800	950

Some models shown with optional equipment.



Eagle Fish 14'



Eagle 16' FAM with optional RE



Eagle FAM 14'



Eagle FAM 14'



Eagle 16' FAM with optional RE

EAGLE C Series

Standard Features

- CAPTAIN'S DELUXE POLISHED CONTOURED STAND**
 - Level 1 helm package - brushed champagne dash panel lighted rocker switches
 - Smoked glass side door, removable stand access panel
 - MP3 player storage bin with smoked glass lid
- Non-directional Huron steering wheel**
- ELECTRONICS**
 - 12 volt power point
- LIGHTING**
 - Stainless courtesy light on side of captain's stand
 - USCG navigation and stern lighting

- FURNISHINGS**
 - Furnishings are created using exclusive MATRIX 50 marine upholstery.
 - Upholstered aluminum seat frames with flow through ventilation
 - Radius plush designer furnishings
 - Champagne perf accent vinyl
- STYLING**
 - Radius front walls
 - External wall skins with 26" high 1 1/4" diameter .090 anodized railings
 - Hidden wall seams
 - Non-skid strips for doorways
 - Plush 20 oz. textured carpet
 - Mural graphics package
- CONVENIENCE**
 - 4 stainless cleat and lifting eye assembly

- CANVAS AND TOP**
 - 8' x 7' Bimini top with boot 7" wide
 - Bimini quick release pull pins
- CONSTRUCTION**
 - 7" wide
 - 22" pontoons
 - Heavy duty 3" reinforced deck rail
 - Heavy duty C-channel crossbeams
 - Corner castings all four corners
 - Extra heavy duty motor pod double bolted with 3/8" SST bolts attached to seven crossbeams
 - Wall railing joints welded all four sides
 - Gate latches with stainless steel insert and welded safety tab
- DECK OPTIONS**
 - Aluminum decking
 - Aluminum waveshield

Options

- FLOORING OPTIONS**
 - Vinyl flooring (n/a on aluminum deck)
 - Snap-in carpet (upgrade to vinyl flooring also required)
 - Plush 28 oz. Escalade carpet
 - Plush 28 oz. Islands carpet
- FURNITURE OPTIONS**
 - Buckskin base vinyl (recommended only with colored wall skin)
 - Luxury umbrella table (Tan only)
 - Oval table with cup holders
 - Rear entry gate with ladder and custom captain's chair (16' only)

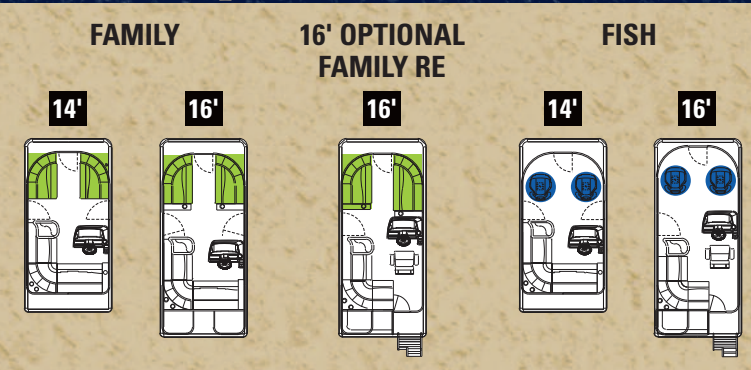
- DASH / ELECTRONICS OPTIONS**
 - Tachometer, voltmeter and fuel gauge
 - Jensen high power stereo MSR3007 with MP3 plug (factory installed only)
 - Jensen high power speakers with platinum speaker covers
 - Garmin 430S full color GPS (factory installed only)
 - Garmin 440S full color coastal GPS (factory installed only)
 - 430 or 440 GPS (REQUIRES UPGRADE TO LEVEL 3 DASH)
 - Fishfinder - Garmin (Model 145)
 - Jensen waterproof CD stereo MSR7007 exchange


- Extra Jensen speakers
- Marine audio speakers
- Stainless logo speaker covers (requires M.A. speaker)
- Dual battery system with auto twin charge, start protect and low battery warning
- Battery selector switch
- Fixed windshield
- LIGHTING OPTIONS**
 - Stainless amber floor mood lighting
 - Docking lights built into front walls

- STEERING OPTIONS**
 - Mechanical tilt steering
- PONTOON OPTIONS**
 - 22" to 23" upgrade
 - Exclusive side protector keels
- MISC. OPTIONS**
 - Stainless rail mounted gas grill
 - Livewell under port bow bench
 - Wash down kit with sprayer and pump
 - Color matched full mooring cover
 - Seat covers

- Colored wall skins - Black, Blue, Burgundy and Champagne - with custom matched graphics
- Docklines retractable built in for doorways
- Stainless steel non-skid strips for doorways
- Three dimensional deluxe raised logos
- 4 eye straps to mount fenders
- 4 stainless pop up cleats
- Logo soft cooler
- Portable cup holders

Interior Options





FEATURES & OPTIONS

DECK OPTIONS

- 1 Aluminum waveshield
- 2 Aluminum decking

FLOORING OPTIONS

- 3 28 oz. Escalade carpet
- 4 28 oz. Islands carpet

- 5 Vinyl flooring

- 6 Snap-in carpet (requires vinyl flooring)

CAPTAIN'S CHAIR OPTIONS

- 7 Doublewide recliner admiral's chair
- 8 High back recliner admiral's chair
- 9 Low back recliner commander's chair
- 10 Captain's chair

FURNITURE OPTIONS

- 11 Umbrella table
- 12 Electric wine rack standard on Excalibur
- 13 Admiral fiberglass entertainment helm
- 14 Deluxe smoked glass wine table
- 15 Commander entertainment center with stand, electric wine rack and stainless drawer

- 16 Captains entertainment center with sink and wine rack

- 17 Dinette in place of port bow bench (two captains chairs and oval table)

- 18 Wine rack for lounge arm (Windjammer and Tropic)

- 19 Trash can for lounge arm (Windjammer and Tropic)



FEATURES & OPTIONS

continued

DASH / ELECTRONICS OPTIONS

- 20 Garmin 430S color GPS/depth gauge/fishfinder/inland maps (fits level 3 dash only)
- 21 Garmin 400C color depth gauge/fishfinder (fits level 2 dash only)
- 22 Garmin 145 depth gauge/fishfinder (fits level 3 dash only)
- 23 Jensen MSR7007 waterproof stereo

24 Mood lighting

- 25 Light for engine compartment (standard on L Series)

CANVAS AND TOP OPTIONS

- 26 2nd Bimini top (requires optional zippered connector for full length)
- 27 Standard walk-on sun roof (8' or 10', ladder at front, 25" pontoons required)
- 28 Hydraulic Bimini top 11.5' (8.5' wide only)

29 9' or 12' aluminum top

- 30 Full camper enclosure
- 31 1/2 camper enclosure
- 32 Seat covers

FISHING OPTIONS

- 33 Livewell under bow bench (standard on CTBF, RC and RCRF)
- 34 Rod box (standard on CT, except BF)

35 Tackle box (standard on CT, except BF)

- 36 Livewell above fuel tank (standard on CT, except BF)

MISC. OPTIONS

- 37 Wash down kit with sprayer and pump
- 38 Docklines – retractable
- 39 Bow sleeper bed
- 40 Gas grill – stainless rail mount

COLOR OPTIONS

MERCHANDISE

L SERIES

Main	Accent	Pipe Trim	Carpet
BLUEONCE			
KRYPTONITE			
BLACK			
RED			
TOPAZ			
YELLOW			
BURGUNDY			
BROWN			
NAVY			
GREEN			

C SERIES

Main	Accent	Pipe Trim	Carpet
BLUEONCE			
KRYPTONITE			
BLACK			
RED			
TOPAZ			
YELLOW			
BURGUNDY			
BROWN			
NAVY			
GREEN			


SPORT GRAPHICS PACKAGE

Main	Accent	Pipe Trim	Carpet
KRYPTONITE			
YELLOW			
RED			
NAVY			

BASE VINYL OPTIONS



SOLID COLOR WALL SKINS



2009 Avalon Merchandise

ITEM #	DESCRIPTION	PRICE
A	#1500 Dry Zone Cap (not pictured)	\$20.00
B	#2300 Perfect pima polo shirt, navy or white	\$30.00
C	#1200 Clubhouse cap, navy or khaki	\$15.00
D	#5100 Navy blue Columbia windbreaker	\$39.00
E	#3100 Avalon travel mug	\$7.00
F	#3300 Stainless steel tumbler	\$12.00
G	#7100 Waterproof necktote	\$3.00
H	#4100 Jetstream 24 can cooler	\$32.00

Additional merchandise available at www.avalonpontoons.com or call for list.

MAIL ORDERS AND PAYMENT TO:

Avalon Pontoon Mfg. Phone: (989) 463-2112
 Pam Gross Fax: (989) 463-8226
 903 Michigan Avenue Include 6% tax on order.
 Alma, MI 48801 We accept check, Visa or Mastercard.

Warranty

Limited Lifetime
 Seat frames, ptp flooring, pontoon welds

Limited 5 year
 Carpet, seat vinyl

Limited 3 year
 Bimini top, seat covers, mooring covers

Limited 1 year
 All components manufactured or installed by Avalon & Tahoe Mfg., Inc.
 See complete warranty statement for details.





The CERTIFIED Advantage

The NMMA Certified label on an Avalon Pontoon boat lets you know it was built to meet and often exceed, the industry's strictest quality and safety standards for critical components such as electrical systems, powering, flotation, fuel systems and navigation lights. Certified boats must also pass rigorous annual inspections from independent third-party inspectors. According to U.S. Coast Guard statistics NMMA Certified boats have been shown to be safer than non-certified boats.

MATRIX-50
Tested Strongest

Avalon's exclusive MATRIX 50 heavy duty 50 gauge marine seat coverings with a 24% substructure is tested strongest against tears, punctures, and stains.



NMMA[®]
CERTIFIED ✓
using **ABYC** standards

Avalon
PONTOONS[®]

903 Michigan Avenue, Alma, Michigan 48801
Worldwide: 800.334.2913 • 989.463.2112 • Fax: 989.463.8226

www.avalonpontoons.com



Avalon's superior customer satisfaction is recognized by the NMMA CSI AWARD!

marine industry
CSI
award
2008

Excellence in Customer Satisfaction



Graphic design by
The F.P. Horak Company

www.fphorak.com

Dimensions, capacities, ratings and additional specifications plus complete warranty and service information are available from your Avalon dealer. Product illustrations and data within this catalog are based upon information available at the time of publication. Avalon reserves the right to make changes without notice or obligation. Ask your local Avalon dealer for the most current product specifications prior to purchase. Some of the equipment shown separately or on products illustrated in this catalog may be optional at extra cost. All Avalon boats meet or exceed the standards established by the ABYC and USCG flotation, fuel systems, ventilation, electrical and safety.