


Avalon



2013

LUXURY PONTOON BOATS

CONSTRUCTION



LUXURY & STRENGTH



Our total commitment to making the finest pontoon boats in the world has brought you the exciting Avalon pontoons. These luxurious boats are a beautiful composition of the finest elements known to pontoon boating, along with over 40 years of pontoon boat manufacturing experience. The finest construction, the most luxurious designs and the largest group of unique standard features create a distinctly different and clearly superior pontoon boat that will exceed your expectations.

Avalon is a vertically integrated builder. We manufacture the pontoons, framing, furniture, covers and more right in our own production facility using the latest computer driven equipment such as our Water Jet cutter, Gerber fabric cutter,

Tiger saws and the latest in welding technology. As a result we are able to achieve and control the highest degree of quality.

Our Number One investment, however, is our people. Avalon's team of highly experienced welders, furniture makers and assemblers descend from generations of Midwestern craftsmen who have been instrumental in the building of America. Our headquarters-based customer service people will make sure your experience is exceptional.

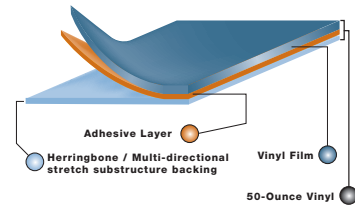
Avalon is rated as having one of the lowest incidents of warranty claims in the industry and has also received the NMMA CSI Award for outstanding customer service and quality 5 years in a row.



AVALON PONTOONS OFFERS THESE EXCLUSIVE HEAVY-DUTY CONSTRUCTION FEATURES



- Avalon's exclusive MATRIX 50 heavy-duty 50-ounce marine seat covering with a 24% substructure is tested strongest against tears and punctures.
- New Herringbone multi-directional stretch backing promotes quicker recovery.
- Greater stitch strength.
- Permaguard stain protection.



Plush seat cushions
Instead of buying pre-cut cushion material – we produce our own marine-grade cushion material and generously provide a 25% thicker, softer seat cushion.

Exclusive! Aluminum seat frames
Clearly superior. Lifetime warranty. Aluminum seat frames are stronger, have

extra large compartments for over 30% more storage capacity and have "Flo thru™" ventilation from the outside. "Flo thru™" allows your equipment to dry out, even while the cover is on and keeps the entire compartment drier so mildew or fungus is less likely to develop. Aluminum frames won't crack or hold water like plastic, either!

Heavy-duty nose cone with our industry-first integrated nose cone splash fins!
The absolute strongest in the industry. The .100" thickness and one-piece construction makes it virtually impossible to break off a splash fin. The double-wrapped leading edge provides maximum impact protection.

Stronger! Double full pontoon connectors
Most models feature full riser pontoon connections inside and outside. Unlike our competitor's "small but skirted" riser connectors. Full risers provide continuous strength along the entire pontoon.

Exclusive! Deco Series side keel protection
Special welded keels protect against damage from side impact. They also provide better performance as they limit the flow of water around the pontoon.

Interior drain
Avalon now exclusively has a drain in the corner of the rear bench where water that

would collect from rain during storage is expelled through a drain channel and off the boat. This significantly reduces the potential for stains that develop in the corners over time.

Reflective safety striping
Avalon adds an additional level of night safety with striping that can be seen from a distance when exposed to light.

Industry's strongest double-bolted motor pod assembly
.190" thickness with integrated splash fins. 2"-thick aluminum sheathed transom is fully welded. The entire pod is double bolted with at least 16 3/8" bolts and supported by more

heavy-duty "C" channels crossbeams than any other pontoon boat.

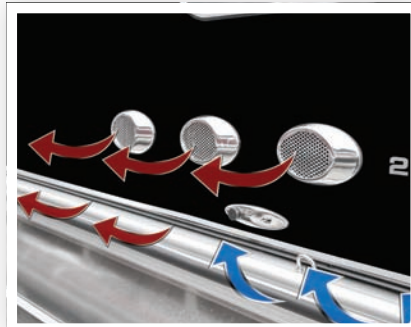
Superior quality pontoon tube
.090" thickness H5052 marine aluminum alloy. Multi-baffled near each weld for maximum strength and air lock. Hand-welded to rigid standards.

The best crossbeam and deck construction
Avalon Deco Series pontoon boats feature the latest in heavy-duty hull construction. 3" high, extreme thickness C channel crossbeams are bolted to the full riser with heavy-duty stainless bolts, nuts and washers. Then 3/4", pressure injected,

lifetime guaranteed flooring is bolted to the crossbeams using superior grade stainless steel bolts secured permanently with stainless nylock lock nuts and washers.

Strongest bow eye
Our standard equipment stainless bow eye is connected across three crossbeams with a 1/4" aluminum reinforcement strap. Excellent strength for haul-out.

Wall joints
Wall joints welded on all four sides for extra strength.



TO LEARN MORE: about Avalon's Construction Process, take a plant tour by simply scanning in the QR Codes below with your smart device to see a video of the Avalon factory.

Factory Tour Video 1



Factory Tour Video 2



Factory Tour Video 3



Five-year Bow to Stern Limited Warranty PLUS Limited Lifetime Flooring, Boat Frame and Seat Frame Warranty.

AMBASSADOR RL/Entertainer

The revolutionary **DECO SERIES AMBASSADOR** takes pontoon boating to new heights of design and style. Ambassador features remarkable seamless retro automotive style walls made of solid aluminum and finished with Evolution™ high gloss marine color coating. The walls also feature imbedded stainless steel designer accent grills and Art Deco graphics. Offered now in 4 different layouts. Choose from the RL, with the industry's only electric adjustable rear recliners, the Entertainer that features a luxurious bistro bar, or the Elite and RJ models for cruising and get togethers.

Ambassador 27' ATI RL



Ambassador 25' ATI RL



Ambassador 27' Entertainer



Some models shown with optional equipment.



STANDARD FEATURES

- Admiral fiberglass helmstand
- 4" raised platform for stand and driver's chair
- Commander fiberglass helmstand (25')
- Level 5-13 woodgrain dash panel
- Tach, volt, fuel gauges
- SST refrigerator, sink, electric wine rack, SST drawers with Corian surface (27')
- 2-gallon water reservoir (27')
- Jensen JMS2212 iPod stereo with USB and auxiliary input
- 4-high power stereo speakers
- SST logo speaker covers
- GPS – Garmin 431 color GPS with built-in maps
- Woodgrain grip and accent steering wheel with multi-directional chrome spokes
- Steering – SeaStar hydraulic tilt
- 2 – 12-volt power points
- Windshield
- Portable cooler (25')
- "Start Now" reserve battery system
- Admiral's highback reclining driver's chair with self-leveling arms
- Chair adjustment slider, front, back, rotate
- Moveable cup holders

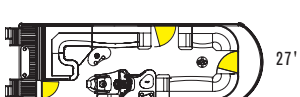
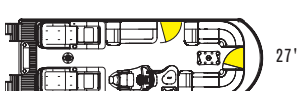
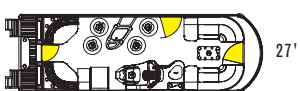
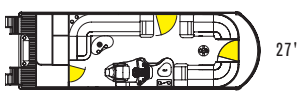
OPTIONS

- Battery selector switch manual – on/off, 1 / 2 / both
- Camper 1/2 enclosure
- Camper 1/2 enclosure with bow cover
- Camper full enclosure
- Carpet snap-in
- Chair Admiral's reclining with flip-up bolster
- Chair – doublewide
- Chair King with self-leveling arms and Elite slider
- Chair – heated upgrade
- Cooler – ottoman roller cooler
- Cooler ice cube (12 qt.)
- Covers seat
- Deck – Seagrass – full deck
- Deck – Seagrass – rear
- Deck – Soft Gray vinyl floor – full
- Deck – Taupe vinyl floor – full
- Deck – woodgrain vinyl floor – full
- Deck – Faux Teak (wood/silver) full deck

- Lounge arms with storage
- Trash can built into lounge arm
- Courtesy light on helmstand
- SST docklights built into walls
- Mood lighting
- Lighted cup holders all around
- USCG navigation lights
- Deco carpet
- Faux Teak rear deck
- Faux Teak front deck
- Table – smoked glass rectangle table with wine glass cutouts and SST cup holders
- Table – smoked glass round cocktail table with wine glass cutouts and SST cup holders (RJ, EL, RL)
- Ski tow bar
- Privacy station curtain and frame
- Quick-release fender holders
- Rear entry gate with ladder
- Deco ATI wall system – two-tone painted solid split aluminum automotive style with Retro SST grillwork and SST flow-through air vents
- SST front and rear gates with smoked glass panel and SST latch
- Radius front walls
- High-flex bold chrome logos

- Dinette 2 commander chairs and cocktail table
- Dock lines retractable built-in (each)
- Flaggpole with flag
- Fuel tank – 91-gallon upgrade from 45 center
- GPS Garmin 441S coastal
- Grill stainless rail or pedestal mounted
- Hour meter/tachometer combo upgrade
- Keels solid bottom
- Light spotlight deck mount
- Lights – rear underwater
- Lights – rubrail multi-color
- Lights – under rubrail lighting
- Livewell under bench
- Rear lounge heated upgrade
- Seat vinyl – Buckskin base vinyl
- Seat vinyl – Silver base vinyl
- Shore power kit charger only
- Shore power kit with A/C input, A/C outlet, battery charger

INTERIOR OPTIONS



TO LEARN MORE:
about the **Avalon Ambassador** simply scan in the **QR Code** with your smart device to visit our web site.

DECO

AMBASSADOR RJ/Elite



Ambassador 27' ATI RJ



Ambassador 27' ATI EL



Ambassador 27' ATI RJ

SPECIFICATIONS

	25'	27'
LENGTH	25'	27'
Pontoon Diameter (optional)	25" x 3	25" x 3
Width	8 1/2'	8 1/2'
Dry Weight	3,700	4,400
Max. Weight Cap.	2,850	2,840
Max. Engine HP	250	300
Max. # People	12	14
Max. People Lbs.	1,910	1,900

Some models shown with optional equipment.

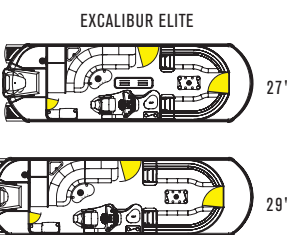


STANDARD FEATURES

- Admiral fiberglass helmstand
- 4" raised platform for stand and driver's chair
- Level 5-13 woodgrain dash panel
- Tach, volt, fuel gauges
- SST refrigerator, sink, electric wine rack, SST drawers with Corian surface
- 2-gallon water reservoir
- 4 high-power stereo speakers
- SST logo speaker covers
- GPS – Garmin 431 color GPS with built-in maps
- Woodgrain grip and accent steering wheel with multi-directional chrome spokes
- Steering – SeaStar hydraulic tilt
- 2 – 12-volt power points
- Windshield
- "Start Now" reserve battery system
- Battery box rear fiberglass high profile
- Admiral's highback reclining driver's chair with self-leveling arms
- Chair adjustment slider, front, back, rotate
- Moveable cup holders
- Lounge arms with storage
- Trash can built into lounge arm
- Convenience center with Corian top, storage and paper towel rack
- Courtesy light on helmstand
- SST docklights built into walls
- Mood lighting
- Lighted cup holders all around
- USCG navigation lights
- Deco carpet
- Faux Teak rear deck
- Faux Teak front deck
- Table – smoked glass curved table with wine glass cutouts and SST cup holders
- Table – smoked glass rectangle table with wine glass cutouts and SST cup holders
- Ski tow bar
- Privacy station curtain and frame
- Quick-release fender holders
- Rear entry gate with ladder

- Deco 1 wall system – two-tone multilevel lockstripped aluminum with Retro SST grillwork and SST flow-through air vents
- SST front and rear gates with smoked glass panel and SST latch
- Radius front walls
- High-flex bold chrome logos
- SST gas cap, vent and horn cover
- Mooring cover – color-matched
- Bimini top with 1.25" round polished aluminum frame
- One-touch quick-release polished
- Transport position brackets
- Fuel 45-gallon in center pontoon
- Waveglider triple 25" pontoons with high-performance lifting fins
- Pontoon double full risers
- Keels side protector
- 3" heavy-duty deck rub rail with impact bumper
- Radius front deck
- Deck bolted with SST nut and bolts
- SST nonskid strips for entry gates
- Heavy-duty 3" C channel crossbeams

- Carpeted aluminum seat frames
- Flow-through ventilation
- Seat frame floor matting
- 4 stainless steel pop-up cleats
- Matrix 50 seat vinyl with Nano block protective
- Heavy-duty impact-resistant SST deck corners
- Jensen JMS2212 iPod stereo USB and auxiliary input

INTERIOR OPTIONS

OPTIONS

- Aluminum Waveshield 22' – 29'
- Battery selector switch manual – on/off / 1/ 2 / both
- Camper 1/2 enclosure
- Camper 1/2 enclosure with bow cover
- Camper full enclosure
- Carpet snap-in
- Chair – heated upgrade
- Chair Admiral's reclining with flip-up bolster
- Chair King with self-leveling arms and Elite slider
- Cooler – ottoman roller cooler
- Cooler Ice cube (12 qt.)
- Covers seat
- Cup holder movable – SST cups
- Deck – Seagrass – full deck
- Deck – Seagrass – rear entry or front
- Deck – Soft Gray vinyl floor – full
- Deck – Taupe vinyl floor – full
- Deck – woodgrain vinyl floor – full
- Deck – Faux Teak (wood/silver) full deck
- Dinette two commander chairs and cocktail table
- Dock lines retractable built-in (each)
- Flaggpole with flag
- Fuel tank – 91-gallon upgrade from 45 center
- GPS Garmin 441S coastal
- Grill stainless rail or pedestal mounted
- Hour meter/tachometer combo upgrade
- Keels solid bottom
- Light spotlight deck mount
- Lights – rear underwater
- Lights – rubrail multi-color
- Lights – under rubrail lighting
- Livewell under bench
- Seat vinyl – Buckskin base vinyl
- Seat vinyl – Silver base vinyl
- Shore power kit charger only
- Shore power kit with A/C input, A/C outlet, battery charger
- Shore power kit with A/C input, A/C outlet, battery charger, and inverter
- Sound – premium sound system
- Sound – Sirius radio receiver and antenna
- Steering electric power assist
- Table – smoked glass cocktail
- Table – smoked glass round
- Top – electric Bimini 22' and up (exch.)

SPECIFICATIONS

LENGTH	27'	29'
Pontoon Dia. (optional)	25" x 3	25" x 3
Width	8 1/2'	8 1/2'
Dry Weight	3,300	3,500
Max. Weight Cap	3,120	3,415
Max. Engine HP	300	300
Max # People	17	19
Max. People Lbs.	2,350	2,645

- Top 2nd Bimini top polished round frame with logo boot
- Transom – 25" transom
- Trash can built into lounge arm
- Umbrella for table
- Wall – substitute color from standard
- Wash-down kit with sprayer and pump
- Water mist system
- Waterski/wakeboard tower
- Waterski/wakeboard tower racks
- Waterski/wakeboard tower speakers
- Waterski/wakeboard tower spotlight
- Windlass anchor system



TO LEARN MORE:
about the **Avalon Excalibur** simply scan in the **QR Code** with your smart device to visit our web site.

EXCALIBUR

Excalibur 27' EL

Excalibur 29' EL

EXCALIBUR'S Unique Deco styling features radius walls with stainless steel railing elements encompassing a fabulous, luxuriously appointed designer interior with an almost endless list of standard features. This exquisite luxury and style combined with the industry's strongest hull makes a powerful statement about the distinct character of its owner.

Excalibur 27' EL


STANDARD FEATURES

- Commander fiberglass helmstand
- Level 5-13 woodgrain dash panel
- Tach, volt, fuel gauges
- Jensen JMS2212 iPod stereo USB and auxiliary input
- 4 high-power stereo speakers
- SST logo speaker covers
- GPS – Garmin 431 color GPS with built-in maps
- Woodgrain grip and accent steering wheel with multi-directional chrome spokes
- Steering – SeaStar hydraulic tilt
- 2 – 12-volt power points
- Windshield
- “Start Now” reserve battery system
- Battery box rear fiberglass high profile
- Portable cooler
- Admiral’s highback reclining driver’s chair with self-leveling arms
- Chair adjustment slider, front, back, rotate
- Deluxe 10’ walk-on sun roof with rear ladder, Waterpark™ slide with waterfall water pump, decorative walls, king-size upper deck lounge with backs and cushions, upper deck entertainment center with remote, stereo controls, two speakers and storage
- Moveable cup holders
- Lounge arms with storage
- Trash can built into lounge arm
- Wine rack built into lounge arm
- Convenience center with Corian top, storage and paper towel rack
- Courtesy light on helmstand
- SST docklights built into walls
- Mood lighting
- Lighted cup holders all around
- USCG navigation lights
- Deco carpet
- Faux Teak rear deck
- Table – smoked glass curved table with wine glass cutouts and SST cup holders
- Ski tow bar
- Privacy station curtain and frame
- Quick-release fender holders
- Rear entry gate with ladder
- Deco 1 wall system – two-tone multilevel lockstripped aluminum with SST flow-through air vents
- SST front and rear gates with smoked glass panel and SST latch
- Radius front walls
- High-flex bold chrome logos
- SST gas cap, vent and horn cover and storage

OPTIONS

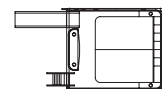
- Aluminum Waveshield
- Battery selector switch manual – on/off / 1 / 2 / both
- Camper 1/2 enclosure
- Camper 1/2 enclosure with bow cover
- Camper full enclosure
- Carpet snap-in
- Chair – doublewide
- Chair – heated upgrade
- Chair Admiral’s reclining
- Chair Admiral’s reclining with flip-up bolster
- Chair King with self-leveling arms and Elite slider
- Cooler – ice cube (12 qt.)
- Cooler – ottoman roller cooler
- Covers seat
- Deck – Seagrass – full deck
- Deck – Soft Gray vinyl floor – full
- Deck – Taupe vinyl floor – full
- Deck – woodgrain vinyl floor – full
- Deck Faux Teak (wood/silver) full deck
- Dinette 2 commander chairs and cocktail table
- Dock lines retractable built-in (3 max on FS)
- Flagpole with flag
- Fuel tank – 91-gallon upgrade from 45 center
- GPS Garmin 441S coastal
- Grill stainless rail or pedestal mounted
- Helm – raised platform
- Helmstand – Admiral
- Hour meter/tachometer combo upgrade
- Keels solid bottom
- Light spotlight deck mount
- Lights – rear underwater
- Lights – rubrail multi-color
- Lights – under rubrail lighting
- Livewell under bench
- Refreshment center Commander
- Refrigerator center

SPECIFICATIONS

PONTOON LENGTH	27'
Pontoon Dia.	27" x 3
Width	8 1/2'
Dry Weight	4,485
Max Weight Cap.	3,320
Max. Engine HP	250
Max. # People	17
Max. People Lbs.	2,370

- Mooring cover – color-matched
- One-touch quick-release polished
- Transport position brackets
- Fuel 45-gallon in center pontoon
- Waveglider triple 27" pontoons with high-performance lifting fins
- Pontoon double full risers
- Keels side protector
- 3" heavy-duty deck rub rail with impact bumper
- Radius front deck
- Deck bolted with SST nut and bolts
- SST nonskid strips for entry gates
- Heavy Duty 3" C channel crossbeams
- Carpeted aluminum seat frames
- Flow-through ventilation
- Seat frame floor matting
- 4 stainless steel pop-up cleats
- Matrix 50 seat vinyl with Nano block protective
- Heavy-duty impact-resistant SST deck corners

INTERIOR OPTIONS



- Seat vinyl – Buckskin base vinyl
- Seat vinyl – Silver base vinyl
- Shore power kit charger only
- Shore power kit with A/C input, A/C outlet, battery charger
- Shore power kit with A/C input, A/C outlet, battery charger, and inverter
- Sound – premium sound system
- Sound – Sirius radio receiver and antenna
- Steering electric power assist
- Table – smoked glass cocktail
- Table – smoked glass rectangle
- Table – smoked glass round
- Top 2nd Bimini top polished round frame with logo boot
- Transom – 25" transom
- Umbrella for table
- Wall – substitute color from standard
- Wash-down kit with sprayer and pump
- Water mist system
- Windlass anchor system



TO LEARN MORE:
about the Avalon Deco Funship simply scan in the QR Code with your smart device to visit our web site.



DECO Funship 27'

DECO Funship 27'

A WATER PARK ON THE WATER! Have the best of family fun every weekend with the all new **DECO FUNSHIP**. Loaded with standard features to make a day on the water complete. Slide, swim, lounge, entertain and even water-ski with the standard triple Waveglider™ high performance pontoons. Do it all – and do it all at once – on the Funship!



STANDARD FEATURES

- Commander fiberglass helmstand
- Level 5-13 woodgrain dash panel
- Tach, volt, fuel gauges
- Jensen JMS2212 iPod stereo USB and auxiliary input
- 4 high-power stereo speakers
- SST logo speaker covers
- GPS – Garmin 431 color GPS with built-in maps
- Woodgrain grip and accent steering wheel with multi-directional chrome spokes
- Steering – SeaStar hydraulic tilt
- 2 – 12-volt power points
- Windshield
- Portable cooler
- “Start Now” reserve battery system
- Admiral’s highback reclining driver’s chair with self-leveling arms
- Chair adjustment slider, front, back, rotate
- Culinary center including: Refrigerator – DC electric stainless steel with slide-out top-loading cooling compartment in special housing with Corian style surface (27’)
- Stainless steel gas grill
- Refreshment center Commander with sink, electric SST faucet, 2-gallon water reservoir, trash can liner and stainless drawer (27’)
- Large rear swim platform area with simulated teak non-skid flooring
- One port and one starboard rear swim platform ladder
- Rear bar and music center includes cup holders, remote stereo controls, 12-volt outlet, storage and cube cooler
- Two rear Sandbar recliner chairs with footrest
- Telescoping flag pole with American flag
- Moveable cup holders
- Lounge arms with storage
- Trash can built into lounge arm
- Wine rack built into lounge arm
- Courtesy light on helmstand
- SST docklights built into walls
- Mood lighting
- Lighted cup holders all around
- USCG navigation lights
- Deco carpet
- Faux Teak rear deck
- Table – smoked glass round entertaining table with wine glass cutouts and SST cup holders
- Table – smoked glass round cocktail table with wine glass cutouts and SST cup holders
- Ski tow bar
- Privacy station curtain and frame

- Quick-release fender holders
- Deco 1 wall system – two-tone multilevel lockstripped aluminum with SST flow-through air vents
- SST front and rear gates with smoked glass panel and SST latch
- Radius front walls
- High-flex bold chrome logos
- SST gas cap, vent and horn cover
- Mooring cover – color-matched
- Bimini top with 1.25” round polished aluminum frame
- One-touch quick-release polished
- Transport position brackets
- Waveglider triple 25’ pontoons with high-performance lifting fins
- Fuel 45-gallon in center pontoon
- Pontoon double full risers
- Keels side protector
- 3” heavy-duty deck rub rail with impact bumper
- Radius front deck
- Deck bolted with SST nut and bolts
- SST nonskid strips for entry gates
- Heavy Duty 3” C channel crossbeams
- Carpeted aluminum seat frames
- Flow-through ventilation
- Seat frame floor matting
- 4 stainless steel pop-up cleats
- Matrix 50 seat vinyl with Nano block protective
- Heavy-duty impact-resistant SST deck corners

SPECIFICATIONS

LENGTH	25'	27'
Pontoon Dia.	25" x 3	25" x 3
Width	8 1/2'	8 1/2'
Dry Weight	3,100	3,300
Max Weight Cap.	2,825	3,120
Max. Engine HP	250	300
Max. # People	14	15
Max. People Lbs.	2,050	2,350

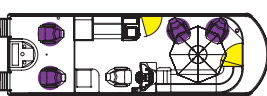
OPTIONS

- Aluminum Waveshield
- Battery selector switch manual – on/off / 1 / 2 / both
- Camper 1/2 enclosure
- Camper 1/2 enclosure with bow cover
- Camper full enclosure
- Carpet snap-in
- Chair – doublewide
- Chair – heated upgrade
- Chair Admiral’s reclining with flip-up bolster
- Chair King with self-leveling arms and Elite slider
- Cooler – ottoman roller cooler
- Covers seat
- Deck – Seagrass – full deck
- Deck – Soft Gray vinyl floor – full
- Deck – Taupe vinyl floor – partial
- Deck – Taupe vinyl floor – full
- Deck Faux Teak (wood/silver) for front deck
- Dock lines retractable built-in (each)
- Flagpole with flag
- Fuel tank – 91-gallon upgrade from 45 center
- Gates – twin rear for Sandbar
- GPS Garmin 441S coastal
- Helm – raised platform
- Helmstand – Admiral
- Hour meter/tachometer combo upgrade
- Keels solid bottom
- Light spotlight deck mount
- Lights – rear underwater
- Lights – rubrail multi-color
- Lights – under rubrail lighting
- Livewell under bench
- Refreshment center electric wine rack

- Refreshment Center Commander
- Seat vinyl – Buckskin base vinyl
- Seat vinyl – Silver base vinyl
- Shore power kit charger only
- Shore power kit with A/C input, A/C outlet, battery charger
- Shore power kit with A/C input, A/C outlet, battery charger, and inverter
- Sound – premium sound system
- Sound – Sirius radio receiver and antenna
- Steering electric power assist
- Table – smoked glass curved
- Table – smoked glass rectangle
- Top 2nd Bimini top polished round frame with logo boot
- Top – electric Bimini 22’ and up (exch.)
- Transom – 25’ transom
- Wall – substitute color from standard
- Walls – ATI

INTERIOR OPTIONS

DECO SANDBAR



- Wash-down kit with sprayer and pump
- Water mist system
- Waterski/wakeboard tower
- Waterski/wakeboard tower racks
- Waterski/wakeboard tower speakers
- Waterski/wakeboard tower spotlight
- Windlass anchor system



DECO Sandbar 27'

RAISE YOUR FLAG Race to your favorite beach or cove on Sandbar's standard Waveglider™ triple pontoons! Then raise your flag and spend the day enjoying your **DECO SANDBAR** from end to end for swimming, listening to tunes, lounging and partying at the rear bar!

Shown with optional ATI walls



TO LEARN MORE:
about the **Avalon Deco Sandbar** simply scan in the **QR Code** with your smart device to visit our web site.

Some models shown with optional equipment.



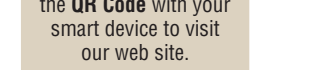
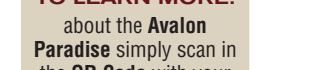
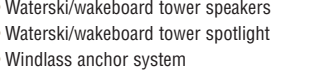
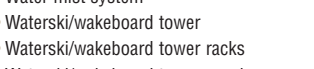
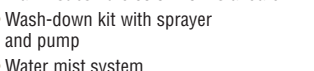
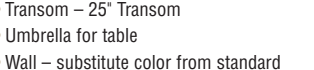
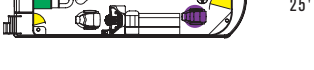
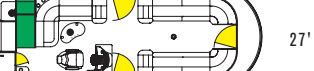
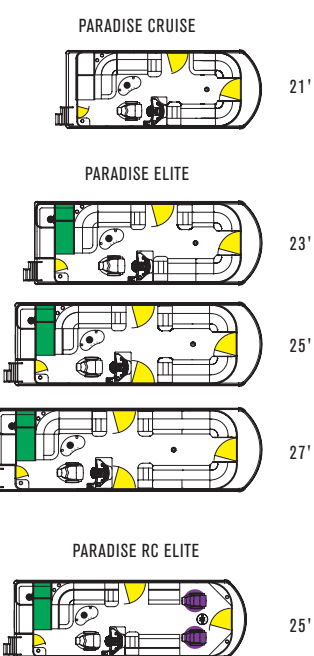
STANDARD FEATURES

- Commander fiberglass helmstand
- Level 5-13 woodgrain dash panel
- Tach, volt, fuel gauges
- 4 high-power stereo speakers
- SST logo speaker covers
- Jensen MS2013BT Bluetooth stereo with USB and auxiliary input
- GPS – Garmin 431 color GPS with built-in maps
- Woodgrain grip and accent steering wheel with multi-directional chrome spokes
- Steering – Baystar Hydraulic tilt
- 2 – 12-volt power points
- Windshield
- Portable cooler
- Battery box rear fiberglass high profile
- Admiral's highback reclining driver's chair with self-leveling arms
- Chair adjustment slider, front, back, rotate
- 2 – Bow mount commander recliners (RC)
- Moveable cup holders
- Lounge arms with storage
- Trash can built into lounge arm
- Wine rack built into lounge arm
- Courtesy light on helmstand
- SST docklights built into walls
- Mood lighting
- Lighted cup holders all around
- USCG navigation lights
- Deco carpet
- Faux Teak rear deck
- Table – smoked glass curved table with wine glass cutouts and SST cup holders
- Table – smoked glass round cocktail bow (RC)
- Privacy station curtain and frame
- Quick-release fender holders
- Rear entry gate with ladder
- Deco 1 wall system – two-tone multilevel lockstripped aluminum with SST flow-through air vents
- SST front and rear gates with smoked glass panel and SST latch
- Radius front walls
- High Flex bold chrome logos

OPTIONS

- Aluminum Waveshield
- Battery reserve system "Start Now"
- Battery selector switch manual – on/off / 1 / 2 / both
- Bench stbd. side bow bench extended
- Camper 1/2 enclosure
- Camper 1/2 enclosure with bow cover
- Camper full enclosure
- Carpet snap-in
- Chair – doublewide
- Chair – heated upgrade
- Chair Admiral's reclining with flip-up bolster
- Chair King with self-leveling arms and Elite slider
- Convenience center
- Cooler – ottoman roller cooler
- Cooler ice cube (12 qt.)
- Covers seat
- Deck – Seagrass – full deck
- Deck – Seagrass – rear entry
- Deck – Soft Gray vinyl floor – full
- Deck – Taupe vinyl floor – full
- Deck – woodgrain vinyl floor – full
- Deck – Faux Teak (wood/silver) for front deck
- Deck Faux Teak (wood/silver) full deck
- Dinette two commander chairs and cocktail table
- Dock lines retractable built-in (each)
- Flaggpole with flag
- Fuel tank 45-gallon for center pontoon (only when boat has three pontoons)
- Fuel Tank – 91-gallon upgrade from 45 center
- GPS Garmin 441S coastal
- Grill stainless rail or pedestal mounted
- Helm – raised platform
- Helmstand – Admiral
- Hour meter/ tachometer combo upgrade
- Keels solid bottom
- Light spotlight deck mount
- Lights – rear Underwater
- Lights – rubrail multi-color
- Lights – under rubrail lighting
- Livewell under bench
- Pontoon – Waveglider Triple High Performance pontoons

INTERIOR OPTIONS



TO LEARN MORE:
about the **Avalon Paradise** simply scan in the **QR Code** with your smart device to visit our web site.

For years the Avalon **PARADISE** has been praised for its magnificent form and function. Now with the evolution of DECO styling, Paradise is the fabulous unmatched choice for a top of the line, classic layout, pontoon boat. Stainless wall elements, vented seat compartments, plush furniture, and more features than any other brand will give you a pride of ownership you can't find anywhere else.

You will cherish your **PARADISE RC** as the place to surround yourself with the luxurious DECO design and construction combined with a front relaxation area featuring two reclining chairs, a cocktail table, and umbrella.



Paradise 21' CR



Paradise 23' EL



Paradise 25' EL



Paradise RC 25' EL

SPECIFICATIONS

	PARADISE				PARADISE RC
	21'	23'	25'	27'	25'
Length	21'	23'	25'	27'	25'
Pontoon Dia. (optional)	25"	25"	25"	25"	25"
Width	8 1/2"	8 1/2"	8 1/2"	8 1/2"	8 1/2"
Dry Weight	1,850	2,240	2,450	2,650	2,450
Max. Weight Cap	2,035	2,150	2,430	2,675	2,430
Max. Engine HP	115	125	135	150	135
Max # People	10	11	13	14	13
Max. People Lbs.	1,300	1,540	1,790	2,030	1,790



Some models shown with optional equipment.



TO LEARN MORE:
about the **Avalon Paradise RC** simply scan in the **QR Code** with your smart device to visit our web site.

STANDARD FEATURES

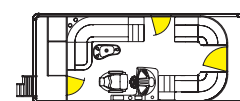
- Captain fiberglass helmstand
- Level 3-13 woodgrain dash panel
- Tach, volt, fuel gauges
- Jensen MS2013BT Bluetooth stereo with USB and auxiliary input
- 4 high-power stereo speakers
- Woodgrain grip and accent steering wheel with multi-directional chrome spokes
- Steering – mechanical tilt
- 12-volt power point
- Windshield
- Portable cooler
- Commander low back reclining driver's chair with self-leveling arms
- Chair adjustment slider, front, back, rotate
- Moveable cup holders
- Lounge arms with storage
- Trash can built into lounge arm
- Courtesy light on helmstand
- SST docklights built into walls
- USCG navigation lights
- Royal carpet
- Woodgrain vinyl rear deck
- Curved woodgrain table
- Privacy station curtain and frame
- Rear entry gate with ladder
- Deco 2 wall system – two-tone multi level lockstripped aluminum
- Radius front walls
- Dome logos
- SST gas cap, vent and horn cover
- Mooring cover – color-matched
- Bimini top with 1.25" square anodized aluminum frame
- One-touch quick-release brushed
- Transport position brackets
- Fuel 32-gallon capacity
- 25" pontoons
- Pontoon double full risers
- Rub rail with bumper
- Tapered front deck
- SST marine fasteners
- Vinyl nonskid strips for entry gates
- Heavy-duty C channel crossbeams
- Carpeted aluminum seat frames
- Seat frame floor matting
- Flow-through ventilation
- 4 stainless steel cleats
- Matrix 50 seat vinyl with Nano block protective
- Impact-resistant polished deck corners

OPTIONS

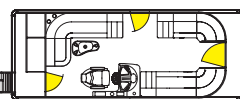
- Aluminum Waveshield
- Battery box rear high profile
- Battery reserve system "Start Now"
- Battery selector switch manual – on/off / 1 / 2 / both
- Bench stbd. side bow bench extended
- Camper 1/2 enclosure
- Camper 1/2 enclosure with bow cover
- Camper full enclosure
- Carpet – Deco upgrade from Royal
- Carpet snap-in
- Chair – doublewide
- Chair – heated upgrade
- Chair Admiral's reclining
- Chair Admiral's reclining with flip-up bolster
- Chair King with self-leveling arms and Elite slider
- Cooler – ottoman roller cooler
- Cooler ice cube (12 qt.)
- Covers seat
- Cup holder lighted – fixed mount
- Cup holder movable – SST cups
- Cup holders upgrade to SST
- Deck – bolted upgrade
- Deck – Seagrass – for front or rear deck
- Deck – Soft Gray vinyl floor – full
- Deck – Taupe vinyl floor – full
- Deck – woodgrain vinyl floor – full
- Deck Faux Teak (wood/silver) for front or rear deck
- Deck Faux Teak (wood/silver) full deck
- Dinette two commander chairs and cocktail table
- Dock lines retractable built-in (each)
- Fish finder – Garmin full color Model 500C
- Fish finder – Garmin Model 200
- Fish finder Speedo upgrade for Model 500C
- Flaggpole with flag
- Fuel tank 45-gallon for center pontoon (only when boat has three pontoons)
- Fuel Tank – 91-gallon upgrade from 45 center
- Gate – half – front
- GPS Garmin 431S full color inland
- GPS Garmin 441S coastal
- Grill stainless rail or pedestal mounted
- Helm – raised platform
- Helmstand – Admiral
- Helmstand – Commander
- Hour meter/ tachometer combo upgrade
- Keels side protector
- Keels solid bottom
- Light engine compartment
- Light spotlight deck mount
- Lights – rear underwater
- Lights – under rubrail lighting
- Lights mood set of 8
- Livewell under bench
- Logos – 3D Hi-Flex
- Nonskid strips stainless steel
- Pontoon – Waveglider Triple High Performance pontoons
- Pontoon – Express Center High Performance pontoon
- Refreshment center Commander
- Refreshment center electric wine rack
- Refrigerator center
- Seat vinyl – Buckskin base vinyl
- Seat vinyl – Silver base vinyl
- Shore power kit charger only
- Shore power kit with A/C input, A/C outlet, battery charger
- Shore power kit with A/C input, A/C outlet, battery charger, and inverter
- Ski tow bar
- Sound – premium sound system
- Sound – Sirius radio receiver antenna
- Sound – speaker with stainless grill
- Steering electric power assist (requires SeaStar)
- Steering Baystar hydraulic tilt
- Steering SeaStar hydraulic tilt
- Table – round thermoform
- Table – smoked glass cocktail
- Table – smoked glass curved
- Table – smoked glass rectangle
- Table – smoked glass round
- Top – electric Bimini 22' and up (exch.)
- Top 2nd Bimini top anodized square frame with logo boot
- Top 2nd Bimini top polished round frame with logo boot
- Transom – 25" Transom
- Umbrella for table
- Wall – substitute color from standard
- Wash-down kit with sprayer and pump
- Water mist system
- Waterski/wakeboard tower
- Waterski/wakeboard tower racks
- Waterski/wakeboard tower speakers
- Waterski/wakeboard tower spotlight
- Windlass anchor system
- Wine rack built into lounge arm

INTERIOR OPTIONS

WINDJAMMER CRUISE

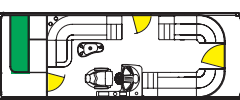


20'

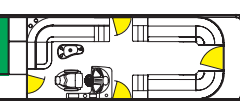


22'

WINDJAMMER ELITE



24'



26'

WINDJAMMER

The famous retro looks and sleek lines of the Deco series has inspired the C series **WINDJAMMER**. Stunning two-tone walls with clean looking external wall skins provide the Windjammer with high-class style. When you combine these fabulous looks with the enormous list of standard features, the Windjammer rivals any top end boat on the market.

SPECIFICATIONS

LENGTH	20'	22'	24'	26'
Pontoon Dia.	25"	25"	25"	25"
Width	8 1/2"	8 1/2"	8 1/2"	8 1/2"
Dry Weight	1,800	2,050	2,250	2,475
Max. Weight Cap	2,035	2,260	2,505	2,840
Max. Engine HP	115	125	135	150
Max # People	10	11	13	14
Max. People Lbs.	1,380	1,600	1,850	1,230



Windjammer 20' CR



Windjammer 22' CR



Windjammer 24' EL



TO LEARN MORE:
about the **Avalon Windjammer** simply scan in the **QR Code** with your smart device to visit our web site.

Some models shown with optional equipment.



STANDARD FEATURES

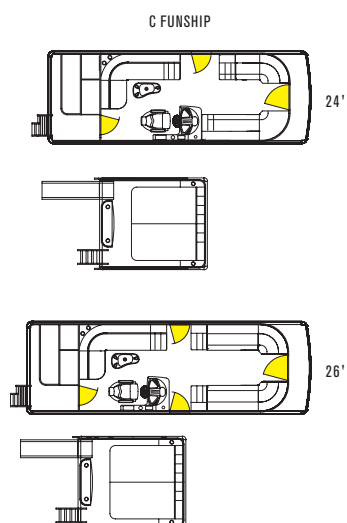
- Captain fiberglass helmstand
- Level 3-13 woodgrain dash panel
- Tach, volt, fuel gauges
- Jensen MS2013BT Bluetooth stereo with USB and auxiliary input
- 4 high-power stereo speakers
- Woodgrain grip and accent steering wheel with multi-directional chrome spokes
- Steering – SeaStar hydraulic tilt
- 12-volt power point
- Windshield
- Portable cooler
- Commander low back reclining driver's chair with self-leveling arms
- Chair adjustment slider, front, back, rotate
- Deluxe 10' walk-on sun roof with rear ladder, Waterpark™ slide with waterfall water pump, decorative walls, king-size upper deck lounge with backs and cushions, upper deck entertainment center with remote, stereo controls, two speakers and storage

OPTIONS

- Aluminum Waveshield
- Battery box rear high profile
- Battery reserve system "Start Now"
- Battery selector switch manual – on/off / 1/ 2 / both
- Bench stbd. side bow bench extended
- Camper 1/2 enclosure
- Camper 1/2 enclosure with bow cover
- Camper full enclosure
- Carpet – Deco upgrade from Royal
- Carpet snap-in
- Chair – doublewide
- Chair – heated upgrade
- Chair Admiral's reclining
- Chair Admiral's reclining with flip-up bolster
- Chair King with self-leveling arms and Elite slider
- Convenience center (26')
- Cooler – ottoman roller cooler
- Cooler ice cube (12 qt.)
- Covers seat
- Cup holder lighted – fixed mount
- Cup holder movable – SST cups
- Cup holders upgrade to SST
- Deck – bolted upgrade
- Deck – Seagrass – for front or rear

- Moveable cup holders
- Lounge arms with storage
- Trash can built into lounge arm
- Courtesy light on helmstand
- SST docklights built into walls
- USCG navigation lights
- Royal carpet
- Woodgrain vinyl rear deck
- Curved woodgrain table
- Ski tow bar
- Privacy station curtain and frame
- Rear entry gate with ladder
- Deco 2 wall system – two-tone multi-level lockstripped aluminum
- Radius front walls
- Dome logos
- SST gas cap, vent and horn cover
- Mooring cover – color-matched
- Top connector – one-touch brushed
- Transport position brackets
- Fuel 45-gallon in center pontoon

INTERIOR OPTIONS



- Keels side protector
- Keels solid bottom
- Light engine compartment
- Light spotlight deck mount
- Lights – rear underwater
- Lights – under rubrail lighting
- Lights mood set of 8
- Livewell under bench
- Logos – 3D Hi-Flex
- Nonskid strips stainless steel
- Refreshment center Commander
- Refreshment center electric wine rack
- Refrigerator center
- Seat vinyl – Buckskin base vinyl
- Seat vinyl – Silver base vinyl
- Flagpole with flag
- Shore power kit charger only
- Shore power kit with A/C input, A/C outlet, battery charger
- Shore power kit with A/C input, A/C outlet, battery charger, and inverter
- Sound – premium sound system
- Sound – Sirius radio receiver and antenna
- Sound – speaker with stainless grill
- Steering electric power assist
- Table – round thermoform
- Table – smoked glass cocktail
- Table – smoked glass curved



TO LEARN MORE:
about the **Avalon C Funship** simply scan in the **QR Code** with your smart device to visit our web site.

Enjoy all the **C FUNSHIP** features, including the slide, king-size sunbathing area and Avalon's Waveglider™ system for a complete do-everything Funship!

SPECIFICATIONS

LENGTH	24'	26'
Pontoon Diameter	27" x 3	27" x 3
Width	8 1/2'	8 1/2'
Dry Weight	4,080	4,420
Max. Weight Cap.	3,040	3,340
Max. Engine HP	250	250
Max. # People	15	18
Max. People Lbs.	2,090	2,390



C Funship 24' FS

C Funship 26' FS



Some models shown with optional equipment.

STANDARD FEATURES

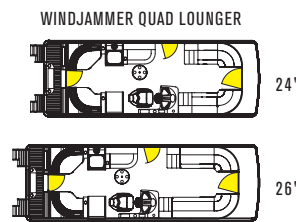
- Captain fiberglass helmstand
- Level 3-13 woodgrain dash panel
- Tach, volt, fuel gauges
- Jensen MS2013BT Bluetooth stereo with USB and auxiliary input
- 4 high-power stereo speakers
- Woodgrain grip and accent steering wheel with multi-directional chrome spokes
- Steering – mechanical tilt
- 12-volt power point
- Windshield
- Portable cooler
- Commander low back reclining driver's chair with self-leveling arms
- Chair adjustment slider, front, back, rotate
- 2 rear rumble seats
- Moveable cup holders
- Lounge arms with storage
- Trash can built into lounge arm
- Courtesy light on helmstand
- SST Docklights built into walls
- USCG navigation lights
- Royal carpet
- Woodgrain vinyl rear deck
- Curved woodgrain table
- Privacy station curtain and frame
- Rear entry gate with ladder
- Deco 2 wall system – two-tone multi-level lockstripped aluminum
- Radius front walls
- Dome logos
- SST gas cap, vent and horn cover
- Mooring cover – color-matched
- Bimini top with 1.25" square anodized aluminum frame

OPTIONS

- Aluminum Waveshield
- Battery reserve system "Start Now"
- Battery selector switch manual – on/off / 1 / 2 / both
- Bench stbd. side bow bench extended
- Camper 1/2 enclosure
- Camper 1/2 enclosure with bow cover
- Camper full enclosure
- Carpet – Deco upgrade from Royal
- Carpet snap-in
- Chair – doublewide
- Chair – heated upgrade
- Chair Admiral's reclining
- Chair Admiral's reclining with flip-up bolster
- Chair King with self-leveling arms and Elite slider
- Cooler – ottoman roller cooler
- Cooler ice cube (12 qt.)
- Covers seat
- Cup holder lighted – fixed mount
- Cup holder movable – SST cups
- Cup holders upgrade to SST
- Deck – bolted upgrade
- Deck – Seagrass – for front or rear deck
- Deck – Seagrass – full deck
- Deck – Soft Gray vinyl floor – full
- Deck – Taupe vinyl floor – full
- Deck – woodgrain vinyl floor – full
- Deck – woodgrain vinyl floor – front or rear deck
- Deck Faux Teak (wood/silver) for front or rear deck
- Deck Faux Teak (wood/silver) full deck
- Dinette two commander chairs and cocktail table
- Dock lines retractable built-in (each)
- Fish finder – Garmin full color Model 500C
- Fish finder – Garmin Model 200
- Fish finder Speedo upgrade for Model 500C
- Flagpole with flag
- Fuel tank 45-gallon for center pontoon (only when boat has three pontoons)
- Fuel Tank – 91-gallon upgrade from 45 center
- Gate – half – front
- GPS Garmin 431S full color inland
- GPS Garmin 441S coastal
- Grill stainless rail or pedestal mounted
- Helm – raised platform
- Helmstand – Admiral
- Helmstand – Commander
- Hour meter/Tachometer combo upgrade
- Keels side protector
- Keels solid bottom
- Light spotlight deck mount

INTERIOR OPTIONS

- Top connector – one-touch brushed
- Transport position brackets
- Fuel 32-gallon capacity
- 25" pontoons
- Pontoon double full risers
- Keels side protector
- Rub rail with bumper
- Tapered front deck
- SST marine fasteners
- Vinyl nonskid strips for entry gates
- Heavy-duty C channel crossbeams
- Carpeted aluminum seat frames
- Flow-through ventilation
- Seat frame floor matting
- 4 stainless steel cleats
- Matrix 50 seat vinyl with Nano block protective
- Impact-resistant polished deck corners



WINDJAMMER QL

SPECIFICATIONS

LENGTH	24'	26'
Pontoon Dia. (optional)	25"	25"
Width	8 1/2"	8 1/2"
Dry Weight	2,250	2,475
Max. Weight Cap	2,605	2,840
Max. Engine HP	135	150
Max # People	13	15
Max. People Lbs.	1,850	2,115

This versatile, sporty retro model lets your passenger feel the spirit of a classic rumble seat. Enjoy the plush furniture and full complement of standard features as well as a roomy rear deck for easy twin ladder access or sport tube storage.

Windjammer Quad Lounger 24' QL



- Table – smoked glass curved
- Table – smoked glass rectangle
- Table – smoked glass round
- Top – Electric Bimini 22' and up (exch.)
- Top 2nd Bimini top anodized square frame with logo boot
- Top 2nd Bimini Top polished round frame with logo boot
- Transom – 25" Transom
- Umbrella for table
- Wall – substitute color from standard
- Wash-down kit with sprayer and pump
- Water mist system
- Waterski/wakeboard tower
- Waterski/wakeboard tower racks
- Waterski/wakeboard tower speakers
- Waterski/wakeboard tower spotlight
- Windlass anchor system
- Wine rack built into lounge arm
- Lights – rear underwater
- Lights – under rubrail lighting
- Lights mood set of 8
- Livewell under bench
- Logos – 3D Hi-Flex
- Pontoon – Waveglider Triple High Performance pontoons
- Pontoon – Express Center High Performance pontoon
- Nonskid strips stainless steel
- Refreshment center Commander
- Refreshment center electric wine rack
- Refrigerator center
- Seat vinyl – Buckskin base vinyl
- Seat vinyl – Silver base vinyl
- Shore power kit charger only
- Shore power kit with A/C input, A/C outlet, battery charger
- Shore power kit with A/C input, A/C outlet, battery charger, and inverter
- Ski tow bar
- Sound – premium sound system
- Sound – Sirius radio receiver and antenna
- Sound – Speaker with stainless grill
- Steering electric power assist (requires SeaStar)
- Steering Baystar hydraulic tilt
- Steering SeaStar hydraulic tilt
- Table – round thermoform
- Table – smoked glass cocktail



TO LEARN MORE:
about the **Avalon Windjammer QL** simply scan in the **QR Code** with your smart device to visit our web site.

Some models shown with optional equipment.




**Great boats
deserve great
power.**



250-300HP Pro FourStroke

- Verado's supercharged system provides world-class torque
- Digital Throttle & Shift (DTS) delivers automotive-like control, instant response and smooth shifting
- Advanced Mid-Section (AMS) eliminates engine related boat vibration



Enertia® Propeller

- Three-blade stainless steel propeller
- Improves acceleration and top speed
- Perfect for 150HP and above

See more great power at MercuryMarine.com



Avalon 2018 LUXURY PONTOON BOATS

C series

STANDARD FEATURES

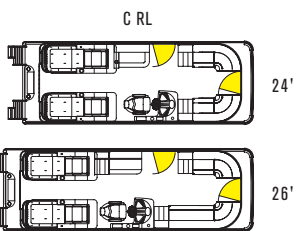
- Captain fiberglass helmstand
- Level 3-13 woodgrain dash panel
- Tach, volt, fuel gauges
- Jensen MS2013BT Bluetooth stereo with USB and auxiliary input
- 4 high-power stereo speakers
- Woodgrain grip and accent steering wheel with multi-directional chrome spokes
- Steering – mechanical tilt
- 12-volt power point
- Windshield
- Portable cooler
- Commander low back reclining driver's chair with self-leveling arms
- Chair adjustment slider, front, back, rotate
- One port and one starboard rear swim platform ladder
- Plush dual rear reclining lounges with electric adjustable backs and plush pillows
- Rear stainless steel railings (or optional rear walls with gates)
- Moveable cup holders
- Lounge arms with storage
- Trash can built into lounge arm
- Courtesy light on helmstand
- SST Docklights built into walls
- USCG navigation lights
- Royal carpet
- Woodgrain vinyl rear deck
- Curved woodgrain table
- Privacy station curtain and frame
- Traditional wall system – lockstripped aluminum
- Dome logos
- Mooring cover – color-matched
- Bimini top with 1.25" square anodized aluminum frame
- Top connector – one-touch brushed
- Transport position brackets
- Fuel 45-gallon in center pontoon
- Waveglider triple 25" pontoons with high-performance lifting fins
- Pontoon double full risers
- Rub rail with bumper
- Tapered front deck

SPECIFICATIONS

LENGTH	24'	26'
Pontoon Diameter	25" x 3	25" x 3
Width	8 1/2'	8 1/2'
Dry Weight	3,000	3,125
Max. Weight Cap.	2,850	3,200
Max. Engine HP	250	300
Max. # People	15	17
Max. People Lbs.	2,080	2,400

- SST marine fasteners
- Vinyl nonskid strips for entry gates
- Heavy-duty C channel crossbeams
- Carpeted aluminum seat frames
- Flow-through ventilation
- Seat frame floor matting
- 4 stainless steel cleats
- Matrix 50 Seat Vinyl with Nano block protective
- Impact-resistant polished deck corners

INTERIOR OPTIONS



OPTIONS

- Aluminum Waveshield
- Battery reserve system "Start Now"
- Battery selector switch manual – on/off / 1 / 2 / both
- Camper 1/2 enclosure
- Camper 1/2 enclosure with bow cover
- Camper full enclosure
- Carpet – Deco upgrade from Royal
- Carpet snap-in
- Chair – heated upgrade
- Chair Admiral's reclining
- Chair Admiral's reclining with flip-up bolster
- Chair King with self-leveling arms and Elite slider
- Cooler – ottoman roller cooler
- Cooler ice cube (12 qt.)
- Covers seat
- Cup holder lighted – fixed mount
- Cup holder movable – SST cups
- Cup holders upgrade to SST
- Deck – bolted upgrade
- Deck – Seagrass – for front or rear deck
- Deck – Seagrass – full deck
- Deck – Soft Gray vinyl floor – full
- Deck – Taupe vinyl floor – full
- Deck – Woodgrain vinyl floor – full
- Deck Faux Teak (wood/silver) for rear deck
- Deck Faux Teak (wood/silver) full deck
- Dock lines retractable built-in (each)
- Fish finder – Garmin full color Model 500C
- Fish finder Speedo upgrade for Model 500C
- Flaggpole with flag
- Fuel tank – 91-gallon upgrade from 45 center
- Gate – half – front
- Gates – twin rear
- GPS Garmin 431S full color inland
- GPS Garmin 441S coastal
- Grill stainless rail or pedestal mounted
- Helm – raised platform
- Helmstand – Commander
- Hour meter/tachometer combo upgrade
- Keels side protector
- Keels solid bottom
- Light engine compartment
- Light spotlight deck mount
- Lights – rear underwater
- Lights – under rubrail lighting
- Lights mood set of 8
- Livewell under bench
- Logos – 3D Hi-Flex
- Nonskid strips stainless steel
- Pontoon – convert to twin pontoon with transom tunic
- Rear lounge heated upgrade
- Refreshment center Commander
- Refreshment center electric wine rack
- Refrigerator center
- Seat vinyl – Buckskin base vinyl
- Seat vinyl – Silver base vinyl
- Shore power kit charger only
- Shore power kit with A/C input, A/C outlet, battery charger
- Shore power kit with A/C input, A/C outlet, battery charger, and inverter
- Ski tow bar
- Sound – premium sound system
- Sound – Sirius radio receiver and antenna
- Sound – speaker with stainless grill
- Steering electric power assist
- Steering Baystar hydraulic tilt
- Steering SeaStar hydraulic tilt
- Table – round thermoform
- Table – smoked glass cocktail
- Table – smoked glass curved
- Table – smoked glass rectangle
- Table – smoked glass round
- Top – Electric Bimini 22' and up (exch.)
- Top 2nd Bimini top anodized square frame with logo boot
- Top 2nd Bimini top polished round frame with logo boot
- Transom – 25" Transom
- Umbrella for table
- Wash-down kit with sprayer and pump
- Water mist system
- Waterski/wakeboard tower
- Waterski/wakeboard tower racks
- Waterski/wakeboard tower speakers
- Waterski/wakeboard tower spotlight
- Windlass anchor system
- Wine rack built into lounge arm

AVALON C RL

Glide over waves and comfortably sunbathe in the most fully equipped rear lounge model in its class. This triple pontoon Waveglider™ high-performance equipped craft features two oversized rear lounges that are extra long and wide enough for two!



C RL 24' RL

C RL 26' RL



TO LEARN MORE:
about the **Avalon C RL**
simply scan in the
QR Code with your
smart device to visit our
web site.

Some models shown with optional equipment.



STANDARD FEATURES

- Captain fiberglass helmstand
- Level 3-13 carbon fiber dash panel
- Tach, volt, fuel gauges
- Jensen MS2013BT Bluetooth stereo with USB and auxiliary input
- 4 high-power stereo speakers
- Garmin 500C color fishfinder/depth finder
- Carbon fiber grip and accent steering wheel with multi-directional chrome spokes
- Steering – mechanical tilt
- 12-volt power point
- Portable cooler
- Windshield
- Commander low back reclining driver's chair with self-leveling arms
- Chair adjustment slider, front, back, rotate
- Moveable cup holders
- Lounge arms with storage

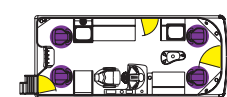
OPTIONS

- Aluminum Waveshield
- Battery reserve system "Start Now"
- Battery selector switch manual – on/off / 1 / 2 / both
- Camper 1/2 enclosure
- Camper 1/2 enclosure with bow cover
- Camper full enclosure
- Carpet – Deco upgrade from Royal
- Carpet snap-in
- Chair – heated upgrade
- Chair Admiral's reclining
- Chair Admiral's reclining with flip-up bolster
- Chair King with self-leveling arms and Elite slider
- Cooler – ottoman roller cooler
- Cooler ice cube (12 qt.)
- Covers seat
- Cup holder lighted – fixed mount
- Cup holder movable – SST cups
- Cup holders upgrade to SST
- Deck – bolted upgrade
- Deck – Seagrass – full deck
- Deck – Soft Gray vinyl floor – full
- Deck – Taupe vinyl floor – full
- Deck – Taupe vinyl floor – partial
- Deck – woodgrain vinyl floor – full
- Deck – woodgrain vinyl floor – partial
- Deck Faux Teak (wood/silver) full deck
- Dock lines retractable built-in (each)

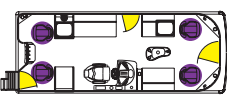
- Trash can built into lounge arm
- Courtesy light on helmstand
- SST docklights built into walls
- USCG navigation lights
- Royal carpet
- Curved woodgrain table
- Privacy station curtain and frame
- Rear entry gate with ladder
- 4 fishing chairs (FF, FC)
- 2 rear fishing chairs (RF)
- Livewell at rear
- Livewell in side bench (FF, FC)
- Rear rod box with lock
- Tackle trays
- Traditional wall system – lockstripped aluminum
- Radius front walls
- Dome logos
- Mooring cover – color-matched

- Bimini top with 1.25" square anodized aluminum frame
- Top connector – one-touch brushed
- Transport position brackets
- Fuel 32-gallon capacity
- 25" pontoons
- Pontoon double full risers
- Rub rail with bumper
- Tapered front deck
- SST marine fasteners
- Heavy-duty C channel crossbeams
- Vinyl nonskid strips for entry gates
- 4 stainless steel cleats
- Carpeted aluminum seat frames
- Flow-through ventilation
- Seat frame floor matting
- Impact-resistant polished deck corners
- Matrix 50 seat vinyl with Nano block protective

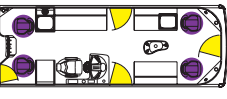
INTERIOR OPTIONS

C-FISH
FISH N' CRUISE RE

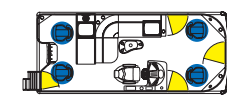
20'



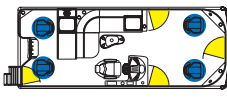
22'



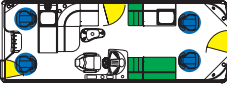
24'

C-FISH
FISH N' FUN RE

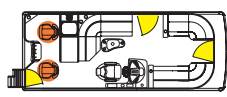
20'



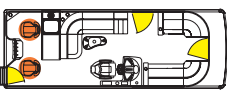
22'



24'

C-FISH
REAR FISH RE

22'



24'



TO LEARN MORE:
about the **Avalon C-Fish** simply scan in the **QR Code** with your smart device to visit our web site.

C FISH

C Fish CF 22' RF



Only Avalon gives you your choice of three fully loaded fishing layouts featuring livewells, comfortable fishing chairs and a Garmin Fishfinder graph. **C-FISH** models include a built-in tackle box, rod holders and a rod storage box, too. With all of the different fishing layouts available in the C-Fish it should be easy to find the fishing set-up that's just right for your family.



C-Fish 20' FF



C-Fish 22' FC



C-Fish 24' FF

SPECIFICATIONS

LENGTH	20'	22'	24'
Pontoon Dia.	25"	25"	25"
Width	8 1/5'	8 1/5'	8 1/5'
Dry Weight	1,800	2,050	2,250
Max. Weight Cap	2,035	2,260	2,505
Max. Engine HP	115	125	135
Max # People	10	11	13
Max. People Lbs.	1,380	1,600	1,850

Some models shown with optional equipment.



STANDARD FEATURES

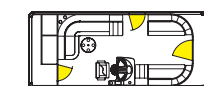
- Ensign fiberglass helmstand
- Level 2-13 woodgrain dash panel
- Tach, volt, fuel gauges
- Jensen MS2013BT Bluetooth stereo with Aux. port
- 2 High power stereo speakers
- Black grip steering wheel with multi-directional chrome spokes (with black cap)
- Steering – mechanical tilt
- 12-volt power point
- Windshield
- Captain low back driver's chair with rotating arms
- Chair adjustment slider, front, back, rotate
- Lounge arms with storage
- Courtesy light on helmstand
- USCG navigation lights
- Diamond carpet
- Standard vinyl rear deck
- Round plastic table – white and buckskin
- Rear toybox with door
- Rear entry gate with ladder
- Deco 3 wall system – multi-level aluminum lockstripped aluminum
- Radius front walls
- Dome logos
- Bimini top with 1.25" square anodized aluminum frame
- USCG navigation lights
- Top connector – one-touch brushed
- Transport position brackets
- Fuel 32-gallon capacity
- 25" pontoons
- Pontoon double full risers

OPTIONS

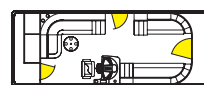
- Aluminum Waveshield
- Battery reserve system "Start Now"
- Battery selector switch manual – on/off / 1/2 / both
- Bench stbd. side bow bench extended
- Camper 1/2 enclosure
- Camper 1/2 enclosure with bow cover
- Camper full enclosure
- Carpet – Royal – upgrade from Diamond
- Carpet – Deco upgrade from Royal
- Carpet snap-in
- Chair – doublewide
- Chair – heated upgrade
- Chair Admiral's reclining
- Chair Admiral's reclining with flip-up bolster
- Chair Commander reclining
- Chair King with self-leveling arms and Elite slider
- Cooler – ottoman roller cooler
- Cooler 25 qt.
- Cooler ice cube (12 qt.)
- Cover mooring – color-matched
- Covers seat
- Cup holder lighted – fixed mount
- Cup holder movable – SST cups
- Cup holder moveable – plastic cups
- Cup holders upgrade to SST
- Deck – bolted upgrade
- Deck – Seagrass – for front or rear
- Deck – Seagrass – full deck
- Deck – Soft Gray vinyl floor – full
- Deck – Taupe vinyl floor – full
- Deck – woodgrain vinyl floor – full
- Deck – woodgrain vinyl floor – for front or rear
- Deck Faux Teak (wood/silver) for front or rear
- Deck Faux Teak (wood/silver) full deck
- Dinette 2 commander chairs and cocktail table
- Dock lines retractable built in
- Fish finder – Garmin full color Model 500C
- Fish finder – Garmin Model 200
- Fish finder Speedo upgrade for Model 500C
- Flagpole with flag
- Fuel tank 45-gallon for center pontoon (only when boat has three pontoons)
- Fuel tank – 91-gallon upgrade from 45 center
- Gate – half – front
- GPS Garmin 431S full color inland
- GPS Garmin 441S coastal
- Grill Stainless rail or pedestal mounted
- Helm – raised platform
- Helmstand – Captain
- Hour meter/tachometer combo upgrade
- Keels side protector
- Keels solid bottom
- Light engine compartment
- Light spotlight deck mount
- Lights – SST dock with chrome housing
- Lights – rear underwater
- Lights – under rubrail lighting
- Lights mood set of 8
- Livewell under bench
- Logos – 3D Hi-Flex
- Logos – bubble
- Matting floor under seat
- Platinum package SST gas cap and vent, High Flex logos, polished deck corners, SST horn, stainless cupholders
- Pontoon – Waveglider Triple High Performance pontoons
- Pontoon – Express Center High Performance pontoon
- Privacy curtain with frame
- Refreshment center Commander
- Refreshment center electric wine rack
- Refrigerator center
- Seat vinyl – Buckskin base vinyl
- Seat vinyl – Silver base vinyl
- Shore power kit charger only
- Shore power kit with A/C input, A/C outlet, battery charger
- Shore power kit with A/C input, A/C outlet, battery charger, and inverter
- Ski tow bar
- Sound – premium sound system
- Sound – Sirius radio receiver and antenna
- Sound – speaker with stainless grill
- Sound – USB/Aux. combined input
- Steering electric power assist (requires SeaStar)
- Steering Baystar hydraulic tilt
- Steering SeaStar hydraulic tilt
- Table – smoked glass cocktail
- Table – smoked glass curved
- Table – smoked glass rectangle
- Table – smoked glass round
- Table – woodgrain curved thermoform
- Top – electric Bimini 22' and up (exch.)
- Top 2nd Bimini top anodized square frame with logo boot
- Top 2nd Bimini top polished round frame with logo boot
- Transom – 25" Transom
- Trash can built into lounge arm
- Umbrella for table

INTERIOR OPTIONS

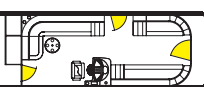
CATALINA CRUISE



20'



22'



24'

- Wash-down kit with sprayer and pump
- Water mist system
- Waterski/wakeboard tower
- Waterski/wakeboard tower racks
- Waterski/wakeboard tower speakers
- Waterski/wakeboard tower spotlight
- Wheel – woodgrain nondirectional, (upgrade from black nondirectional)
- Windlass Anchor System
- Wine rack built into lounge arm



TO LEARN MORE:
about the **Avalon Catalina** simply scan in the **QR Code** with your smart device to visit our web site.

SPECIFICATIONS

LENGTH	20'	22'	24'
Pontoon Dia.	25"	25"	25"
Width	8 1/2"	8 1/2"	8 1/2"
Dry Weight	1,800	2,050	2,250
Max. Weight Cap	2,035	2,260	2,505
Max. Engine HP	115	125	135
Max # People	10	11	13
Max. People Lbs.	1,380	1,600	1,850

Find fun and excitement in this simpler version, top quality pontoon boat. Enjoy solid structure, Matrix 50 seating, fiberglass driver's helm with Bluetooth stereo, and plush seating in the beautiful, affordable Deco-inspired **CATALINA**.



Catalina 22' CR



Catalina 20' CR

Catalina 24' CR
(Shown with optional dinette interior)

STANDARD FEATURES

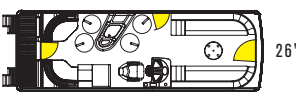
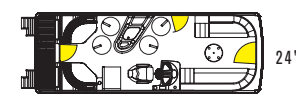
- Ensign fiberglass helmstand
- Level 2-13 woodgrain dash panel
- Tach, volt, fuel gauges
- Jensen MS2013BT Bluetooth stereo with Aux. port
- 4 high-power stereo speakers
- Black grip steering wheel with multi-directional chrome spokes (with black cap)
- Steering – SeaStar hydraulic tilt
- 12-volt power point
- Windshield
- Captain low back driver's chair with rotating arms
- Chair adjustment slider, front, back, rotate
- Lounge arms with storage
- Bar with 4 bar stools
- Courtesy light on helmstand
- USCG navigation lights
- Diamond carpet
- Standard vinyl rear deck
- Round plastic table – white and buckskin
- Rear entry gate with twin ladders
- Deco 3 wall system – multi-level lockstripped aluminum
- Radius front walls
- Dome logos
- Bimini top with 1.25" square anodized aluminum frame
- Top connector – one-touch brushed
- Transport position brackets
- Fuel 45-gallon in center pontoon
- Triple 25" pontoons – no HPP
- Pontoon double full risers

OPTIONS

- Aluminum Washfield
- Battery reserve system "Start Now"
- Battery selector switch manual – on/off / 1/ 2 / both
- Camper 1/2 enclosure
- Camper 1/2 enclosure with bow cover
- Camper full enclosure
- Carpet – Deco upgrade from Royal
- Carpet – Royal – upgrade from Diamond
- Carpet snap-in
- Chair – doublewide
- Chair – heated upgrade
- Chair Admiral's reclining
- Chair Admiral's reclining with flip-up bolster
- Chair Commander reclining
- Chair King with self-leveling arms and Elite slider
- Cooler – ottoman roller cooler
- Cooler 25 qt.
- Cooler ice cube (12 qt.)
- Cover mooring – color-matched
- Covers seat
- Cup holder lighted – fixed mount
- Cup holder movable – SST cups
- Cup holder moveable – plastic cups
- Cup holders upgrade to SST
- Deck – bolted upgrade
- Deck – Seagrass – for front or rear
- Deck – Seagrass – full deck
- Deck – Soft Gray vinyl floor – full
- Deck – Taupe vinyl floor – full
- Deck – woodgrain vinyl floor – full
- Deck – woodgrain vinyl floor – front or rear
- Deck Faux Teak (wood/silver) for front or rear
- Deck Faux Teak (wood/silver) full deck
- Dinette 2 commander chairs and cocktail table
- Dock lines retractable built-in (each)
- Fish finder – Garmin full color Model 500C
- Fish finder – Garmin Model 200
- Fish finder Speedo upgrade for Model 500C
- Flaggpole with flag
- Fuel Tank – 91-gallon upgrade from 45 center
- Gate – half – front
- GPS Garmin 431S full color inland
- GPS Garmin 441S coastal
- Grill stainless rail or pedestal mounted
- Helm – raised platform
- Helmstand – Captain
- Hour meter/tachometer combo upgrade
- Keels side protector
- Keels solid bottom
- Light spotlight deck mount
- Lights – SST dock with chrome housing
- Lights – rear underwater
- Lights – under rubrail lighting
- Lights mood set of 8
- Livewell under bench
- Logos – 3D Hi-Flex
- Logos – bubble
- Matting floor under seat
- Nonskid strips stainless steel
- Platinum package SST gas cap and vent, High Flex logos, polished deck corners, SST horn, stainless cupholders
- Pontoons – high-performance lifting fins for 3 pontoons
- Pontoon – convert to twin pontoon with transom tatic
- Privacy curtain with frame in lounge arm (factory installed only)
- Seat vinyl – Buckskin base vinyl
- Seat vinyl – Silver base vinyl
- Shore power kit charger only
- Shore power kit with A/C input, A/C outlet, battery charger
- Shore power kit with A/C input, A/C outlet, battery charger, and inverter
- Ski tow bar
- Sound – premium sound system
- Sound – Sirius radio receiver and antenna
- Sound – speaker with stainless grill
- Sound – USB/Aux. combined input
- Steering electric power assist (requires SeaStar)
- Table – smoked glass cocktail
- Table – smoked glass curved
- Table – smoked glass rectangle
- Table – smoked glass round
- Table – woodgrain curved thermoform
- Top – electric Bimini 22' and up (exch.)
- Top 2nd Bimini top anodized square frame with logo boot
- Top 2nd Bimini top polished round frame with logo boot
- Transom – 25" Transom
- Trash can built into lounge arm

INTERIOR OPTIONS

CATALINA ENTERTAINER



- Umbrella for table
- Wash-down kit with sprayer and pump
- Water mist system
- Waterski/wakeboard tower
- Waterski/wakeboard tower racks
- Waterski/wakeboard tower speakers
- Waterski/wakeboard tower spotlight
- Wheel – woodgrain nondirectional, (upgrade from black nondirectional)
- Windlass anchor system
- Wine rack built into lounge arm



TO LEARN MORE: about the **Avalon Catalina Entertainer** simply scan in the **QR Code** with your smart device to visit our web site.

CATALINA ENTERTAINER

SPECIFICATIONS

LENGTH	24'	26'
Pontoon Dia.	25" x 3	25" x 3
Width	8 1/2'	8 1/2'
Dry Weight	3,000	3,125
Max. Weight Cap	2,850	3,200
Max. Engine HP	250	300
Max # People	15	17
Max. People Lbs.	2,080	2,400

Escape to paradise every weekend on this pontoon island that has its own bar. This resort on the water features plush furniture to relax on, a large swimming platform with two ladders, and a Bluetooth stereo so you can control the music to enhance the mood as you enjoy family, friends, or just that special someone.

Catalina 24' Entertainer



Some models shown with optional equipment.



STANDARD FEATURES

- Ensign fiberglass helmstand
- Level 2-13 woodgrain dash panel
- Tach, volt, fuel gauges
- Jensen MS2013BT Bluetooth stereo with Aux. port
- 2 high-power stereo speakers
- Black grip steering wheel with multi-directional chrome spokes (with black cap)
- Steering – SeaStar hydraulic tilt
- 12-volt power point
- Windshield
- Captain low back driver's chair with rotating arms
- Chair adjustment slider, front, back, rotate
- Lounge arms with storage
- Courtesy light on helmstand
- USCG navigation lights
- Diamond carpet
- Standard vinyl rear deck
- Round plastic table – white or buckskin
- Rear entry gate with twin ladders
- Deco 3 wall system – multi-level lockstripped aluminum
- Radius front walls
- Dome logos
- Bimini top with 1.25" square anodized aluminum frame
- Top connector – one-touch brushed
- Transport position brackets
- Fuel 45-gallon in center pontoon
- Triple 25" pontoons – no HPP
- Pontoon double full risers
- Rub rail with bumper

OPTIONS

- Aluminum Waveshield
- Battery reserve system "Start Now"
- Battery selector switch manual – on/off / 1/2 / both
- Camper 1/2 enclosure
- Camper 1/2 enclosure with bow cover
- Camper full enclosure
- Carpet – Deco upgrade from Royal
- Carpet – Royal – upgrade from Diamond
- Carpet snap-in
- Chair – doublewide
- Chair – heated upgrade
- Chair Admiral's reclining
- Chair Admiral's reclining with flip-up bolster
- Chair Commander reclining
- Chair King with self-leveling arms and Elite slider
- Cooler – ottoman roller cooler
- Cooler 25 qt.
- Cooler ice cube (12 qt.)
- Cover mooring – color-matched
- Covers seat
- Cup holder lighted – fixed mount
- Cup holder movable – SST cups
- Cup holder moveable – plastic cups
- Cup holders upgrade to SST
- Deck – bolted upgrade
- Deck – Seagrass – for front or rear
- Deck – Seagrass – full deck
- Deck – Soft Gray vinyl floor – full
- Deck – Taupe vinyl floor – full
- Deck – woodgrain vinyl floor – full
- Deck – woodgrain vinyl floor – for front or rear
- Deck Faux Teak (wood/silver) for front or rear
- Deck Faux Teak (wood/silver) full deck
- Dinette 2 commander chairs and cocktail table
- Dock lines retractable built-in (each)
- Fish finder – Garmin full color Model 500C
- Fish finder – Garmin Model 200
- Fish finder Speedo upgrade for Model 500C
- Flaggpole with flag
- Fuel Tank – 91-gallon upgrade from 45 center
- Gate – half – front
- GPS Garmin 431S full color inland
- GPS Garmin 441S coastal
- Grill stainless rail or pedestal mounted
- Helm – raised platform
- Helmstand – Captain
- Hour meter/tachometer combo upgrade
- Keels side protector
- Keels solid bottom
- Light spotlight deck mount
- Lights – Seagrass – for front or rear
- Lights – Seagrass – full deck
- Lights – rear underwater

SPECIFICATIONS

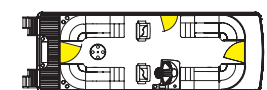
LENGTH	24'	26'
Pontoon Dia.	25" x 3	25" x 3
Width	8 1/2'	8 1/2'
Dry Weight	3,000	3,125
Max. Weight Cap	2,850	3,200
Max. Engine HP	250	300
Max # People	15	17
Max. People Lbs.	2,080	2,400

- Tapered front deck
- SST marine fasteners
- Vinyl nonskid strips for entry gates
- Heavy-duty C channel crossbeams
- Carpeted aluminum seat frames
- Flow-through ventilation
- 4 stainless steel cleats
- Matrix 50 seat vinyl with Nano block protective
- Impact-resistant cast deck corners

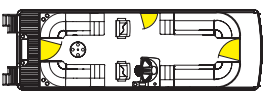
- Lights – under rubrail lighting
- Lights mood set of 8
- Livewell under bench
- Logos – 3D High Flex
- Logos – bubble
- Matting floor under seat
- Platinum package SST gas cap and vent, High Flex logos, polished deck corners, SST horn, stainless cupholders
- Pontoons – high-performance lifting fins for 3 pontoons
- Pontoon – convert to twin pontoon with transom tanic
- Privacy curtain with frame in lounge arm (factory installed only)
- Seat vinyl – Buckskin base vinyl
- Seat vinyl – Silver base vinyl
- Shore power kit with A/C input, A/C outlet, battery charger, and inverter
- Ski tow bar
- Sound – premium sound system
- Sound – Sirius radio receiver and antenna
- Sound – speaker with stainless grill
- Sound – USB/Aux. combined input
- Steering electric power assist
- Table – smoked glass cocktail
- Table – smoked glass curved
- Table – smoked glass rectangle
- Table – smoked glass round

INTERIOR OPTIONS

CATALINA QUAD LOUNGER



24'



26'



This beautiful, versatile, Deco-inspired craft is the ultimate pontoon boat for lounging, skiing, and swimming. Find the sun from any angle on the comfortable fore and aft facing lounge arms. Enjoy the large rear swim platform with twin ladders that make it easy to get out and swim at your favorite cove.

Catalina 24' QL



TO LEARN MORE:

about the Avalon Catalina QL simply scan in the QR Code with your smart device to visit our web site.

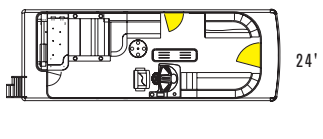
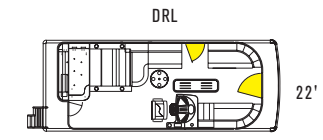
Some models shown with optional equipment.



STANDARD FEATURES

- Ensign fiberglass helmstand
- Level 2-13 woodgrain dash panel
- Tach, volt, fuel gauges
- Jensen MS2013BT Bluetooth stereo with Aux. port
- 4 high-power stereo speakers
- Black grip steering wheel with multi-directional chrome spokes (with black cap)
- Steering – SeaStar hydraulic tilt
- 12-volt power point
- Windshield
- Captain low back driver's chair with rotating arms
- Chair adjustment slider, front, back, rotate
- Lounge arms with storage
- Courtesy light on helmstand
- USCG navigation lights
- Diamond carpet
- Standard vinyl rear deck
- Round plastic table – white and buckskin
- Rear entry gate with ladder
- Traditional wall system – lockstripped aluminum
- Radius front walls
- Dome logos
- Bimini top with 1.25" square anodized aluminum frame
- Top connector – one-touch brushed

INTERIOR OPTIONS



- Transport position brackets
- Fuel 45-gallon in center pontoon
- Triple 25" pontoons – no HPP
- Pontoon double full risers
- Rub rail with bumper
- Tapered front deck
- SST marine fasteners
- Vinyl nonskid strips for entry gates
- Heavy-duty C channel crossbeams
- Carpeted aluminum seat frames
- Flow-through ventilation
- 4 stainless steel cleats
- Matrix 50 seat vinyl with Nano block protective
- Impact-resistant cast deck corners

OPTIONS

- Aluminum Waveshield
- Battery reserve system "Start Now"
- Battery selector switch manual – on/off / 1/ 2 / both
- Camper 1/2 enclosure
- Camper 1/2 enclosure with bow cover
- Camper full enclosure
- Carpet – Deco upgrade from Royal
- Carpet – Royal – upgrade from Diamond
- Carpet snap-in
- Chair – heated upgrade
- Chair Admiral's reclining
- Chair Admiral's reclining with flip-up bolster
- Chair Commander reclining
- Chair King with self-leveling arms and Elite slider
- Cooler – ottoman roller cooler
- Cooler 25 qt.
- Cooler ice cube (12 qt.)
- Cover mooring – color-matched
- Covers seat
- Cup holder lighted – fixed mount
- Cup holder movable – SST cups
- Cup holder moveable – plastic cups
- Cup holders upgrade to SST
- Deck – bolted upgrade
- Deck – Seagrass – for front or rear
- Deck – Seagrass – full deck
- Deck – Soft Gray vinyl floor – full
- Deck – Taupe vinyl floor – full
- Deck – woodgrain vinyl floor – full
- Deck – woodgrain vinyl floor – front or rear
- Deck Faux Teak (wood/silver) for front or rear
- Deck Faux Teak (wood/silver) for front deck
- Dock lines retractable built-in (each)
- Fish finder – Garmin full color Model 500C
- Fish finder – Garmin Model 200
- Fish finder Speedo upgrade for Model 500C
- Flagpole with flag
- Fuel tank – 91-gallon upgrade from 45 center
- Gate – half – front
- GPS Garmin 431S full color inland
- GPS Garmin 441S coastal
- Grill stainless rail or pedestal mounted
- Helm – raised platform
- Helmstand – Captain
- Hour meter/tachometer combo upgrade
- Keels side protector
- Keels solid bottom
- Light spotlight deck mount
- Lights – SST dock with chrome housing
- Lights – rear underwater
- Lights – under rubrail lighting
- Lights mood set of 8
- Livewell under bench
- Logos – 3D High Flex
- Matting floor under seat
- Nonskid strips stainless steel
- Platinum package SST gas cap and vent, High Flex logos, polished deck corners, SST horn, stainless cupholders
- Pontoon – high-performance lifting fins for 3 pontoons
- Pontoon – Convert to twin pontoon with transom tanic
- Privacy curtain with frame
- Real lounge heated upgrade
- Seat vinyl – Buckskin base vinyl
- Seat vinyl – Silver base vinyl
- Shore power kit charger only
- Shore power kit with A/C input, A/C outlet, battery charger
- Shore power kit with A/C input, A/C outlet, battery charger, and inverter
- Ski tow bar
- Sound – premium sound system
- Sound – Sirius radio receiver and antenna
- Sound – speaker with stainless grill
- Sound – USB / Aux. combined input
- Steering electric power assist
- Table – smoked glass cocktail
- Table – smoked glass curved
- Table – smoked glass rectangle
- Table – smoked glass round
- Table – woodgrain curved thermoform
- Top – electric Bimini 22' and up (exch.)
- Top 2nd Bimini top anodized square frame with logo boot
- Top 2nd Bimini top polished round frame with logo boot
- Transom – 25" Transom
- Trash can built into lounge arm
- Umbrella for table
- Wash-down kit with sprayer and pump
- Water mist system
- Waterski/wakeboard tower
- Waterski/wakeboard tower racks
- Waterski/wakeboard tower speakers
- Waterski/wakeboard tower spotlight
- Wheel – woodgrain nondirectional, (upgrade from black nondirectional)
- Windlass anchor system
- Wine rack built into lounge arm



TO LEARN MORE:
about the **Avalon DRL** simply scan in the **QR Code** with your smart device to visit our web site.

When you can have the whole family on a craft that has plenty of together room it is the best of times. In addition to lots of traditional seating, **DRL** has a huge double wide rear lounge so lots of people can gather and talk, ride, relax and sunbathe.



DRL 22'

DRL 24'

SPECIFICATIONS

LENGTH	22'	24'
Pontoon Dia.	25" x 3	25" x 3
Width	8 1/2"	8 1/2"
Dry Weight	2,800	3,000
Max. Weight Cap	2,580	2,850
Max. Engine HP	225	250
Max # People	12	15
Max. People Lbs.	1,780	2,080

Some models shown with optional equipment.



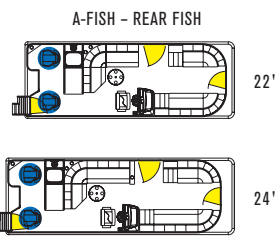
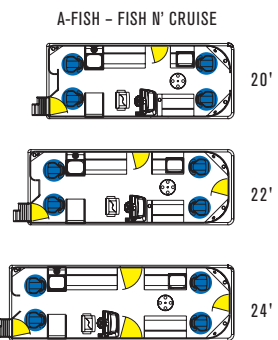
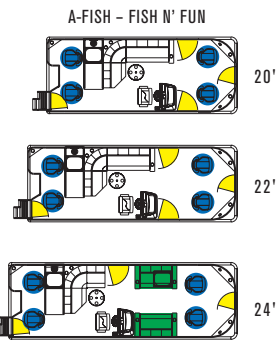
STANDARD FEATURES

- Mate Rotocast helmstand
- Level 2-13 carbon fiber dash panel
- Tach, volt, fuel gauges
- Jensen MS2013BT Bluetooth stereo with Aux. port
- 2 High power stereo speakers
- Garmin 200 B/W fishfinder/depth finder
- Huron multidirectional steering wheel
- Steering – mechanical standard (no tilt)
- Custom chair
- USCG navigation lights
- Diamond carpet
- Rear toybox with door
- Rear entry gate with ladder
- 4 fishing chairs (FF, FC)
- 2 rear fishing chairs (RF)
- Livewell at rear
- Traditional wall system – lockstripped aluminum
- Radius front walls
- Flat graphic logos
- Bimini top with 1" square anodized aluminum frame
- Transport position brackets

OPTIONS

- 8.5 wide option
- Aluminum Waveshield
- Battery reserve system "Start Now"
- Battery selector switch manual – on/off / 1 / 2 / both
- Camper 1/2 enclosure
- Camper 1/2 enclosure with bow cover
- Camper full enclosure
- Carpet – Deco upgrade from Royal
- Carpet – Royal – upgrade from Diamond
- Carpet snap-in
- Chair Admiral's reclining
- Chair Admiral's reclining with flip-up bolster
- Chair Captain's
- Chair Commander reclining
- Cooler – ottoman roller cooler
- Cooler 25 qt.
- Cooler ice cube (12 qt.)
- Cover mooring – color-matched
- Covers seat
- Cup Holder lighted – fixed mount
- Cup holder movable – SST cups
- Cup holder moveable – plastic cups
- Cup holders upgrade to SST
- Deck – bolted upgrade
- Deck – Seagrass – full deck
- Deck – Soft Gray vinyl floor – full
- Deck – Taupe vinyl floor – full
- Deck – Taupe vinyl floor – partial
- Deck – woodgrain vinyl floor – full
- Deck – woodgrain vinyl floor – partial
- Deck Faux Teak (wood/silver) full deck
- Dock lines retractable built-in (each)
- Fish finder – Garmin full color Model 500C
- Fish finder Speedo upgrade for Model 500C
- Fuel Tank – 91-gallon upgrade from 45 center
- Fuel tank 32-gallon
- Fuel tank 45-gallon for center pontoon (only when boat has 3 pontoons)
- Gate – half – front
- GPS Garmin 431S full color inland
- GPS Garmin 441S coastal
- Grill stainless rail or pedestal mounted
- Helmstand Ensign
- Helmstand – Captain
- Hour meter/tachometer combo upgrade
- Keels side protector
- Keels solid bottom
- Light spotlight deck mount
- Lights – rear underwater
- Lights – SST dock with chrome housing
- Lights – under rubrail lighting
- Lights mood set of 8
- Livewell under bench
- Logos – 3D High Flex
- Logos – bubble
- Matting floor under seat
- Motor trolling bow mount motor guide W55
- Platinum package SST gas cap and vent, High Flex logos, polished deck corners, SST horn, stainless cupholders
- Pontoon – Waveglider Triple High Performance pontoons
- Pontoon – Express Center High Performance pontoon

INTERIOR OPTIONS



TO LEARN MORE:
about the **Avalon A Fish** simply scan in the **QR Code** with your smart device to visit our web site.

A-FISH

If your type of fishing doesn't require a lot of complication the **A-FISH** is right for you. A-Fish will provide the livewell, fishfinder and rod holders – you supply the fun!



A-Fish 24' RF



A-Fish 20' FF



A-Fish 22' FC



A-Fish 24' FF

SPECIFICATIONS

	20'	22'	24'
LENGTH	20'	22'	24'
PONTOON DIAMETER	23"	23"	23"
Width	8'	8'	8'
Dry Weight	1,750	2,000	2,000
Max. Weight Cap	1,805	2,000	2,210
Max. Engine HP	75	90	115
Max # People	9	10	10
Max. People Lbs.	1,250	1,450	1,530
PONTOON DIA. (OPTIONAL)	25"	25"	25"
Dry Weight	1,800	2,050	2,250
Max. Weight Cap	2,035	2,260	2,505
Max. Engine HP	115	125	135
Max # People	10	11	13
Max. People Lbs.	1,380	1,600	1,850

Some models shown with optional equipment.



STANDARD FEATURES

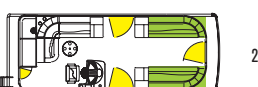
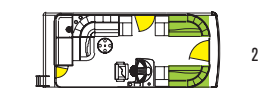
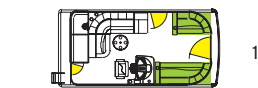
- Ensign fiberglass helmstand
- Level 2-13 woodgrain dash panel
- Tach, volt, fuel gauges
- Jensen MS2013BT Bluetooth stereo with Aux. port
- 2 High power stereo speakers
- Black grip steering wheel with multi-directional chrome spokes (with black cap)
- Steering – mechanical tilt
- 12-volt power point
- Windshield
- Captain low back driver's chair with rotating arms
- Chair adjustment slider, front, back, rotate
- Lounge arms with storage
- Courtesy light on helmstand
- USCG navigation lights
- Diamond carpet
- Standard vinyl rear deck
- Round plastic table – white or buckskin
- Rear toybox with door
- Rear entry gate with ladder
- 2 bow fishing chairs (Fish)
- Traditional wall system – lockstripped aluminum
- Radius front walls
- Flat graphic logos
- Top Bimini with 1.25" square anodized aluminum frame
- Top connector – one-touch brushed
- Transport position brackets
- Fuel 32-gallon capacity
- 23" Pontoons (19')
- 25" Pontoons (21-25')
- Pontoon double full risers
- Rub rail with bumper
- Tapered front deck
- SST marine fasteners
- Vinyl nonskid strips for entry gates
- Heavy-duty C channel crossbeams
- Carpeted aluminum seat frames
- Flow-through ventilation
- 4 stainless steel cleats
- Matrix 50 seat vinyl with Nano block protective
- Impact-resistant cast deck corners

OPTIONS

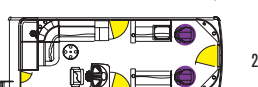
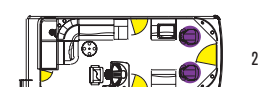
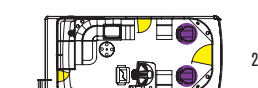

- Aluminum Waveshield
- Battery reserve system "Start Now"
- Battery selector switch manual – on/off / 1 / 2 / both
- Bench stbd. side bow bench extended
- Camper 1/2 enclosure
- Camper 1/2 enclosure with bow cover
- Camper full enclosure
- Carpet – Deco upgrade from Royal
- Carpet – Royal – upgrade from Diamond
- Carpet snap-in
- Chair – doublewide
- Chair – heated upgrade
- Chair Admiral's reclining
- Chair Admiral's reclining with flip-up bolster
- Chair Commander reclining
- Chair King with self-leveling arms and Elite slider
- Cooler – ottoman roller cooler
- Cooler 25 qt.
- Cooler ice cube (12 qt.)
- Cover mooring color-matched
- Covers seat
- Cup holder lighted – fixed mount
- Cup holder movable – SST cups
- Cup holder moveable – plastic cups
- Cup holders upgrade to SST
- Deck – bolted upgrade
- Deck – Seagrass – for front or rear
- Deck – Seagrass – full deck
- Deck – Soft Gray vinyl floor – full
- Deck – Taupe vinyl floor – full
- Deck – woodgrain vinyl floor – full
- Deck – woodgrain vinyl floor – front or rear
- Deck Faux Teak (wood/silver) for front or rear
- Deck Faux Teak (wood/silver) full deck
- Dinette 2 Commander chairs and cocktail table
- Dock lines retractable built-in (each)
- Fish finder – Garmin full color Model 500C
- Fish finder – Garmin Model 200
- Fish finder Speedo upgrade for Model 500C
- Flagpole with flag
- Fuel tank – 91-gallon upgrade from 45 center
- Fuel tank 45-gallon for center pontoon (only when boat has 3 pontoons)
- Gate – half – front
- GPS Garmin 431S full color inland
- GPS Garmin 441S coastal
- Grill Stainless rail or pedestal mounted
- Helm – raised platform
- Helmstand – Captain
- Hour meter/tachometer combo upgrade
- Keels side protector
- Keels solid bottom
- Light engine compartment
- Light spotlight deck mount
- Lights – SST dock with chrome housing
- Lights – rear underwater
- Lights – under rubrail lighting
- Lights mood set of 8
- Livewell under bench (Cruise – Std. on fish)
- Logos – 3D High Flex
- Logos – bubble
- Matting floor under seat
- Nonskid strips stainless steel
- Platinum package SST gas cap and vent, High Flex logos, polished deck corners, SST horn, stainless cupholders
- Pontoon – Waveglider Triple High Performance pontoons
- Pontoon – Express Center High Performance pontoon
- Privacy curtain with frame
- Seat vinyl – Buckskin base vinyl
- Seat vinyl – Silver base vinyl
- Shore power kit charger only
- Shore power kit with A/C input, A/C outlet, battery charger
- Shore power kit with A/C input, A/C outlet, battery charger, and inverter
- Ski tow bar
- Sound – premium sound system
- Sound – Sirius radio receiver and antenna
- Sound – speaker with stainless grill
- Sound – USB/Aux. combined input
- Steering electric power assist (requires SeaStar)
- Steering Baystar hydraulic tilt
- Steering SeaStar hydraulic tilt
- Table – smoked glass cocktail
- Table – smoked glass curved
- Table – smoked glass rectangle
- Table – smoked glass round
- Table – woodgrain curved thermoform
- Top – electric Bimini 22' and up (exch.)
- Top 2nd Bimini top anodized square frame with logo boot
- Top 2nd Bimini top polished round frame with logo boot
- Transom – 25" Transom
- Trash can built into lounge arm
- Umbrella for table
- Wash-down kit with sprayer and pump
- Water mist system
- Waterski/wakeboard tower
- Waterski/wakeboard tower racks
- Waterski/wakeboard tower speakers
- Waterski/wakeboard tower spotlight

INTERIOR OPTIONS

LS CRUISE



LS BOW FISH



- Wheel – woodgrain nondirectional, (upgrade from black nondirectional)
- Windlass Anchor System
- Windshield with quick-release
- Wine rack built into lounge arm

Promo series

SPECIFICATIONS

LENGTH	19'	21'	23'	25'
Pontoon Dia. (optional)	23"	25"	25"	25"
Width	8 1/2"	8 1/2"	8 1/2"	8 1/2"
Dry Weight	1,650	1,850	2,050	2,250
Max. Weight Cap	1,610	2,035	2,260	2,600
Max. Engine HP	60	115	125	135
Max # People	8	10	11	13
Max. People Lbs.	1,050	1,380	1,600	1,850

LS 2500



This is a beautiful boat that is made with the same care and quality materials used on all Avalon pontoon boats. We include many of Avalon's nicest features – plush Matrix 50 furniture, fiberglass driver's stand, 8 1/2' wide body, 10' Bimini top, and rub rail with bumper at an amazing price!



TO LEARN MORE: about the **Avalon LS** simply scan in the **QR Code** with your smart device to visit our web site.

Some models shown with optional equipment.



LS 1900



LS 2100



LSF 2100



LS 2300

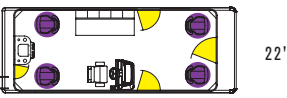
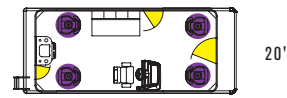
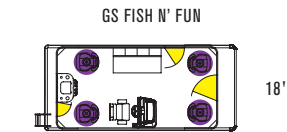
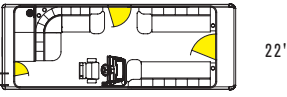
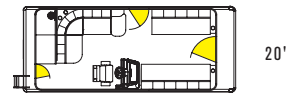
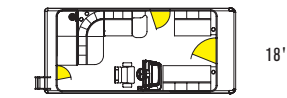
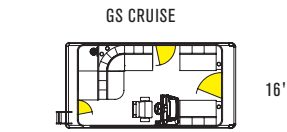
GS offers Avalon high quality in a practical pontoon boat with unexpected features. Heavier rails, heavier structure, easy to clean walls, and plusher furniture with aluminum seat frames make GS the clear choice for high-quality pontoon boating at an affordable price.

STANDARD FEATURES

- Mate Rotocast helmstand
- Level 1 brushed Champagne dash panel
- Huron multidirectional steering wheel
- Steering – mechanical standard (no tilt)
- Custom chair
- USCG navigation lights
- Diamond carpet
- Rear toybox with door
- Rear entry gate with ladder
- Traditional wall system – lockstripped aluminum
- Square front walls
- Flat graphic logos
- Top Bimini top with 1" square anodized aluminum frame
- Transport position brackets
- Fuel 12-gallon capacity
- 23" Pontoons
- Anodized rub rail

- Square front deck
- SST marine fasteners
- Heavy-duty C channel crossbeams
- Carpeted aluminum seat frames
- Flow-through ventilation
- 4 stainless steel cleats
- Matrix 50 seat vinyl with Nano Block protective
- Impact-resistant cast deck corners

INTERIOR OPTIONS



OPTIONS

- Tachometer and voltmeter (installed)
- Carpet – Royal – upgrade from Diamond
- Carpet – Deco upgrade from Royal
- Cooler – ottoman roller cooler
- Cooler 25 qt.
- Cooler ice cube (12 qt.)
- Cover playpen all sizes
- Covers seat
- Cup holder movable – SST cups
- Cup holder moveable – plastic cups
- Deck – Soft Gray vinyl floor – full
- Gate – half – front
- Grill stainless rail or pedestal mounted
- Lights – 90-degree dock light white or chrome
- Livewell under bench
- Motor electric E-Drive
- Platinum package SST gas cap and vent, High Flex logos, SST horn, stainless cupholders
- Ski tow bar
- Seat vinyl – Buckskin base vinyl
- Seat vinyl – Silver base vinyl
- Sound – MS2013BT (Bluetooth) radio
- Sound – Aux. input
- Sound – speaker with silver grill
- Sound – USB/Aux. combined input

- Steering Baystar hydraulic tilt or chrome
- Steering mechanical tilt
- Table – round thermoform
- Top 2nd Bimini top – 8' x 8'
- Wheel – Black nondirectional, (upgrade)
- Wheel – woodgrain nondirectional, (upgrade from black nondirectional)
- Windshield with quick-release

SPECIFICATIONS

LENGTH	16'	18'	20'	22'
PONTOON DIAMETER	23"	23"	23"	23"
Width	8'	8'	8'	8'
Dry Weight	1,350	1,600	1,750	2,000
Max. Weight Cap	1,380	1,575	1,805	2,000
Max. Engine HP	50	60	75	90
Max # People	6	8	9	10
Max. People Lbs.	950	1,070	1,250	1,450
PONTOON DIA. (OPTIONAL)	25"	25"	25"	25"
Dry Weight	1,425	1,650	1,800	2,050
Max. Weight Cap	1,580	1,870	2,035	2,260
Max. Engine HP	60	90	115	125
Max # People	7	9	10	11
Max. People Lbs.	1,050	1,270	1,380	1,600



GS 20' CR



GS 18' FF



GS 18' CR



GS 20' FF



GS 22' CR



TO LEARN MORE:
about the Avalon GS simply scan in the QR Code with your smart device to visit our web site.

Some models shown with optional equipment.

**Great boats
deserve great
power.**



**90-115HP
FourStroke**

- Turn Key reliability with ease on your pocketbook
- Robust gearcase design maximizes your boating experience
- Supplies plenty of torque for optimal performance



**Spitfire Pontoon
Propeller**

- Four-blade aluminum propeller
- Tenacious grip in turns
- Perfect for 25HP - 115HP

See more great power at MercuryMarine.com



Avalon 2018 LUXURY PONTOON BOATS

STANDARD FEATURES

- Mate Rotocast helmstand
- Level 1 brushed Champagne dash panel
- Huron multidirectional steering wheel
- Steering – mechanical standard (no tilt)
- Custom chair
- USCG navigation lights
- Diamond carpet
- Rear toybox with door
- Rear entry gate with ladder
- Square front walls
- Flat graphic logos
- Bimini top with 1" square anodized aluminum frame
- Transport position brackets
- Fuel 12-gallon capacity
- 23" Pontoons
- Anodized rub rail
- Square front deck
- SST marine fasteners
- Heavy-duty C channel crossbeams
- Carpeted aluminum seat frames
- Flow-through ventilation
- 4 stainless steel cleats
- Matrix 50 seat vinyl with Nano Block protective
- Impact-resistant cast deck corners

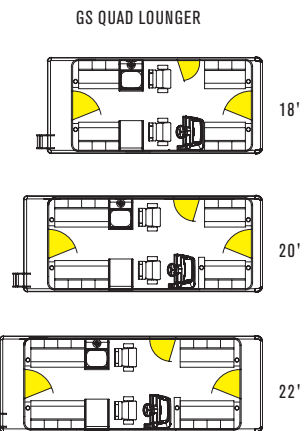
OPTIONS

- Tachometer and voltmeter (installed)
- Carpet – Royal – upgrade from Diamond
- Carpet – Deco upgrade from Royal
- Cooler – ottoman roller cooler
- Cooler 25 qt.
- Cooler ice cube (12 qt.)
- Cover playpen all sizes
- Covers seat
- Cup holder movable – SST cups
- Cup holder moveable – plastic cups
- Deck – Soft Gray vinyl floor – full
- Gate – half – front
- Grill stainless rail or pedestal mounted
- Lights – 90-degree dock light white or chrome
- Livewell under bench
- Motor electric E-Drive
- Platinum package SST gas cap and vent, High Flex logos, SST horn, stainless cupholders
- Ski tow bar
- Seat vinyl – Buckskin base vinyl
- Seat vinyl – Silver base vinyl
- Sound – MS2013BT (Bluetooth) radio
- Sound – Aux. input
- Sound – speaker with silver grill
- Sound – USB/Aux. combined input
- Steering Baystar hydraulic tilt
- Steering mechanical tilt
- Table – round thermoform
- Top 2nd Bimini top – 8' x 8'
- Wheel – Black nondirectional, (upgrade)
- Wheel – woodgrain nondirectional, (upgrade from black nondirectional)
- Windshield with quick-release

SPECIFICATIONS

LENGTH	18'	20'	22'
PONTOON DIAMETER	23"	23"	23"
Width	8'	8'	8'
Dry Weight	1,600	1,750	2,000
Max. Weight Cap	1,575	1,805	2,000
Max. Engine HP	60	75	90
Max # People	8	9	10
Max. People Lbs.	1,070	1,250	1,450
PONTOON DIA. (OPTIONAL)	25"	25"	25"
Dry Weight	1,650	1,800	2,050
Max. Weight Cap	1,870	2,035	2,260
Max. Engine HP	90	115	125
Max # People	9	10	11
Max. People Lbs.	1,270	1,380	1,600

INTERIOR OPTIONS



Promo
series

GS QL

This versatile GS layout allows for enjoyable conversations, sunbathing, or just relaxing from anywhere on the boat.



GS 22' QL



GS 22' QL



TO LEARN MORE:
about the Avalon GS Quad Lounger simply scan in the QR Code with your smart device to visit our web site.

Some models shown with optional equipment.



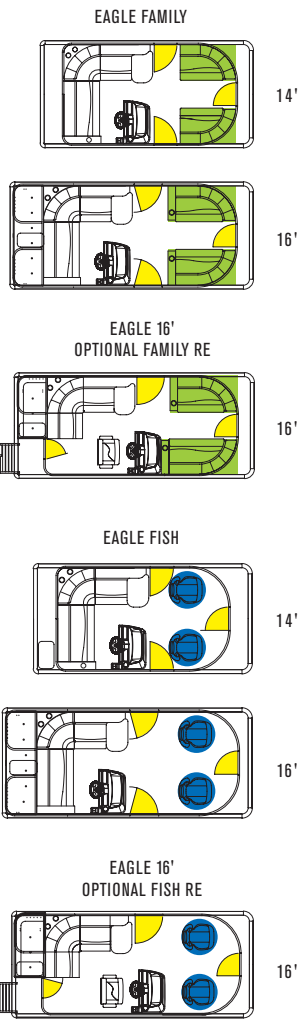
STANDARD FEATURES

- Mate Rotocast helmstand
- Level 1 brushed Champagne dash panel
- Huron multidirectional steering wheel
- Steering – mechanical standard (no tilt)
- Custom chair
- USCG navigation lights
- Diamond carpet
- Traditional wall system – lockstripped aluminum
- Radius front walls
- Flat graphic logos
- Bimini top with 1" square anodized aluminum frame
- Transport position brackets
- 23" pontoons
- Anodized rub rail
- Square front deck
- SST marine fasteners
- Heavy-duty C channel crossbeams

OPTIONS

- Aluminum Waveshield
- Battery reserve system "Start Now"
- Carpet – Deco upgrade from Royal
- Carpet – Royal – upgrade from Diamond
- Carpet snap-in
- Chair fishing (std. on fish)
- Cooler – ottoman roller cooler
- Cooler 25 qt.
- Cooler ice cube (12 qt.)
- Cover playpen all sizes
- Covers seat
- Cup holder lighted – fixed mount
- Cup holder movable – SST cups
- Cup holder moveable – plastic cups
- Cup holders upgrade to SST
- Deck – bolted upgrade
- Deck – Seagrass – full deck
- Deck – Soft Gray vinyl floor – full
- Deck – Taupe vinyl floor – full
- Deck – woodgrain vinyl floor – full
- Deck Faux Teak (wood/silver) full deck
- Dock lines retractable built-in (each)
- Fish finder – Garmin full color Model 500C
- Fish finder – Garmin Model 200
- Fish finder Speedo upgrade for Model 500C
- Fuel tank 12-gallon (16' RE)
- Gate – half – front
- GPS Garmin 431S full color inland
- GPS Garmin 441S coastal
- Grill stainless rail or pedestal mounted
- Hour meter/tachometer combo upgrade
- Keels side protector
- Keels solid bottom
- Ladder – side
- Lights – SST dock with chrome housing
- Lights – rear underwater
- Lights – under rubrail lighting
- Lights mood set of 8
- Logos – 3D High Flex
- Logos – bubble
- Matting floor under seat
- Motor electric E-Drive
- Motor trolling bow mount motor guide W55
- Platinum package SST gas cap and vent, High Flex logos, polished deck corners, SST horn, stainless cupholders
- Pontoon – Waveglider Triple High Performance pontoons
- Pontoon – Express Center High Performance pontoon
- Seat vinyl – Buckskin base vinyl
- Seat vinyl – Silver base vinyl
- Shore power kit charger only
- Shore power kit with A/C input, A/C outlet, battery charger
- Sound – MS2013BT (Bluetooth) radio
- Sound – Aux. input

INTERIOR OPTIONS



SPECIFICATIONS

LENGTH	14'	16'
Pontoon Diameter	23"	23"
Width	7'	7'
Dry Weight	1,150	1,350
Max. Weight Cap	1,170	1,380
Max. Engine HP	40	50
Max # People	5	6
Max. People Lbs.	800	950



TO LEARN MORE: about the Avalon Eagle simply scan in the QR Code with your smart device to visit our web site.



EAGLE

AMERICA'S ECONOMICAL COMPACT PONTOON

You can take the stylish **AVALON EAGLE** anywhere. The 7' wide body is easy to trailer, requires only small gas horsepower and is perfect for electric outboards. The plush feel and classy radius look will have you looking smart in this economical pontoon boat.



Some models shown with optional equipment.

TRIPLE PONTOON SPECIFICATIONS

Pontoon Length	Pontoon Diameter	Width	Dry Weight	Max. Wt. Capacity	Maximum Engine HP	Max No. People	Maximum People Lbs.
----------------	------------------	-------	------------	-------------------	-------------------	----------------	---------------------

DECO SERIES

AMBASSADOR Waveglider is standard – see boat page for specs

EXCALIBUR Waveglider is standard – see boat page for specs

PARADISE

27'	25" x 3	8.5'	3,300	3,120	300	17	2,350
25'	25" x 3	8.5'	3,100	2,825	250	14	2,050
23'	25" x 3	8.5'	2,900	2,560	225	12	1,600
21'	25" x 3	8.5'	2,750	2,240	175	10	1,300

DECO FUNSHIP Waveglider is standard – see boat page for specs

DECO SANDBAR Waveglider is standard – see boat page for specs

C SERIES

WINDJAMMER

26'	25" x 3	8.5'	3,125	3,200	300	17	2,400
24'	25" x 3	8.5'	3,000	2,850	250	15	2,080
22'	25" x 3	8.5'	2,800	2,580	225	12	1,780
20'	25" x 3	8.5'	1,200	2,370	175	12	1,720

C FUNSHIP Waveglider is standard – see boat page for specs

WINDJAMMER QL

26'	25" x 3	8.5'	3,125	3,200	300	17	2,400
24'	25" x 3	8.5'	3,000	2,850	250	15	2,080

AVALON C RL Waveglider is standard – see boat page for specs

C-FISH

24'	25" x 3	8.5'	3,000	2,850	250	15	2,080
22'	25" x 3	8.5'	2,800	2,580	225	12	1,780
20'	25" x 3	8.5'	2,200	2,200	175	12	1,720

A SERIES

CATALINA

24'	25" x 3	8.5'	3,000	2,850	250	15	2,080
22'	25" x 3	8.5'	2,800	2,580	225	12	1,780
20'	25" x 3	8.5'	2,200	2,370	175	12	1,720

CATALINA ENTERTAINER Triple pontoons are standard – see boat page for specs

CATALINA QL Waveglider is standard – see boat page for specs

DRL Waveglider is standard – see boat page for specs

AVALON LS

25'	25" x 3	8.5'	3,100	2,825	250	14	2,050
23'	25" x 3	8.5'	2,900	2,560	225	12	1,600
21'	25" x 3	8.5'	2,750	2,240	175	10	1,300
19'	23" x 3	8.5'	2,500	2,030	100	10	1,430
19'	25" x 3	8.5'	1,550	2,370	115	11	1,620

A FISH

24'	23" x 3	8'	2,800	2,520	200	13	1,810
22'	23" x 3	8'	2,600	2,265	150	11	1,560
20'	23" x 3	8'	2,150	2,080	135	10	1,400
24'	25" x 3	8'	3,000	2,850	250	15	2,080
22'	25" x 3	8'	2,800	2,580	225	12	1,780
20'	25" x 3	8'	2,200	2,370	175	12	1,720

AVALON GS – N/A

AVALON GSOL – N/A


EAGLE

16'	23" x 3	7'	2,600	2,265	75	11	1,560
14'	23" x 3	7'	2,150	2,080	60	10	1,400



WAVEGLIDER™ HIGH PERFORMANCE SYSTEM PROVEN PERFORMANCE AND DURABILITY!

Waveglider™ with optional aluminum Waveshield



TO LEARN MORE: simply scan in the QR Code with your smart device to see a video of Avalon's Waveglider Performance Package.

Avalon has tested our High Performance System on trips from Baltimore to Key West, across Lake Michigan and across the ocean from Ft. Lauderdale to Bimini in the Bahamas, and Key West to the Dry Tortugas. So you can be assured of one tough, high-performance boat. So go ahead and turn your boat into the fast-planing sport boat you want. It will be a blast to drive, a great all around family boat and perfect for pulling skiers, tubes and wakeboards.*

Waveglider™ High Performance System – 25" diameter triple pontoons, high-performance lifting strakes, Sea Star hydraulic steering and 45-gallon fuel tank for center pontoon.



WAVEGLIDER™ 5X7 TURNING PACKAGE

Enjoy maximum performance, sharper turns, higher lift, and more speed by equipping your craft with the 5X7 High Performance Turning Package. The 5X7 package includes the Waveglider™ triple pontoons with exclusive lifting fins PLUS an upgrade to a 27" center pontoon, Waveshield, ski tow bar, and electric power assist steering! If your chosen model already has standard Waveglider triple pontoons then just add the 27" center pontoon, Waveshield, and power assist steering to get 5X7 performance. **(5X7 Package is not available on Funship models)**




EXPRESS CENTER HIGH PERFORMANCE PONTOON

Get more out of your standard twin pontoon by equipping it with the Express Center pontoon. The Express pontoon is a compact length center pontoon equipped with our Exclusive HPP lifting fins. Placed in front of the motor pod this pontoon provides for more stability, more speed, and better turning than the standard twin pontoon setup.



Some high-performance options are available factory installed only!



In Floor Storage Compartment – factory installed only in center pontoon models

Performance Options

Rough Water Package (factory installed only for Waveglider™ and 5 X 7) – suggested when boat is going to be consistently exposed to very rough water. Adds extra welding and extreme duty riser components

Aluminum Waveshield (factory installed only) – prevents water from hitting crossbeams and underside of deck while underway

Watersports Options

Ski Tow Bar – allows convenient towing for skiers and tubes

Waterski/Wakeboard Tower – 8.5' wide only (Includes SS Bimini top) provides preferred elevation of the ski pylon for wakeboarders and advanced skiers.*



Power Assist Steering – Add power assist steering to give your boat even better handling and turning capability – requires upgrade to Sea Star Hydraulic steering

Tower Options

- a. High power speakers with microphone
- b. Spotlight
- c. Tower racks (four pieces – two sides)



*Please follow all safety rules when towing watersports equipment. Do not overload ski tow bar or Waterski/wakeboard tower.

INBOARD/OUTBOARD

DECO SERIES ONLY

FEATURES/OPTIONS

Inboard/Outboard power available for Deco series only – Choice of Mercruiser or Volvo 6 cyl. or 8 cyl. power (see dealer for all available engine models and drives)



TO LEARN MORE:
simply scan in the QR Code with your smart device to see a video of Avalon's I/O Options.



I/O Standard Features

- Waveglider high-performance pontoon system
- Power assist steering
- Aluminum Waveshield
- 45-gallon fuel capacity
- Bilge blower, bilge pump
- Oil and temp gauges
- Ski Tow bar

I/O Options

- Corsa Captain's choice through hull exhaust
- In-floor ski storage
- Rear swim platform



Optional Swim Platform

Standard Ski Tow Bar

Optional Swim Platform

Optional Corsa

Standard Twin Propeller



Some models shown with optional equipment.








1. Admiral stand
2. Level 5 – woodgrain dash
3. Level 5 – carbon fiber dash
4. Commander stand
5. Captain stand
6. Ensign stand
7. Mate stand
8. Raised platform
9. Admiral's chair
10. King chair
11. Captain chair
12. Commander's chair
13. Custom chair
14. Double-wide chair
15. Dinette




FEATURES/OPTIONS

- 16. Aluminum deck
- 17. Full camper enclosure
- 18. 1/2 Camper enclosure with front cover
- 19. 1/2 Camper enclosure
- 20. Vinyl floor Taupe
- 21. Vinyl floor Gray
- 22. Snap-in carpet
- 23. Woodgrain vinyl flooring
- 24. Seagrass flooring
- 25. Natural color Faux Teak flooring
- 26. Silver Faux Teak flooring
- 27. Mooring cover
- 28. Playpen cover
- 29. Seat covers
- 30. 2212 NOAA iPod stereo
- 31. MS 2013 BT Blue tooth stereo
- 32. Premium sound system with subwoofer
- 33. Garmin 200 B/W fishfinder
- 34. Garmin 500 color fish finder
- 35. Garmin 431S Inland GPS
- 36. Rub rail lights
- 37. LED under deck lighting
- 38. Rear underwater lights
- 39. Mood lights
- 40. Docklights built-in
- 41. Smoked glass table curved
- 42. Smoked glass table rectangle
- 43. Smoked glass table round
- 44. Smoked glass table cocktail
- 45. Woodgrain curved table
- 46. Round table
- 47. Dual Bimini tops
- 48. Top for Funship roof
- 49. Electric Bimini
- 50. Lighted cup holder
- 51. Portable cup holder



- 52. Wine rack
- 53. Trash can
- 54. Refreshment center
- 55. Refrigerator center
- 56. Convenience center
- 57. Gas grill
- 58. Ottoman cooler
- 59. Umbrella
- 60. Livewell under bench
- 61. Fish box
- 62. Fender holders
- 63. Wash-down kit
- 64. Dual electric lounges
- 65. Electric wine rack



TO LEARN MORE:
about the Avalon's
Features & Options simply scan
in the QR Code with your smart
device to visit our web site.

WALL COLORS

Primary Wall Color	All Models	WHITE	BLACK	BURGUNDY	BLUE	CHAMPAGNE	RED	SILVER METALLIC	WHITE FROST METALLIC	CHARCOAL METALLIC
ATI Secondary Wall Color (Cannot Be Changed)	DECO ATI Walls (AMB and Optional on D-SB)	BLACK	CHAMPAGNE	CHAMPAGNE	WHITE	BLACK	WHITE	CHARCOAL METALLIC	CHARCOAL METALLIC	SILVER METALLIC
Suggested Secondary Wall Color	DECO 1 Walls - EXC, D-FS, D-SB, PAR DECO 2 Walls - WJ, WJ QL, C-FS	BLACK	CHAMPAGNE	CHAMPAGNE	WHITE	BLACK	WHITE	CHARCOAL METALLIC	CHARCOAL METALLIC	SILVER METALLIC

SEAT COLORS

Seating Color Combinations (Except A Series)	White Base Color	BLACK	BURGUNDY	BLUE	TOPAZ	RED	GREEN	YELLOW	BROWN
	Buckskin Base Color	BLACK	BURGUNDY	BLUE	TOPAZ	RED	GREEN	YELLOW	BROWN
	Silver Base Color	BLACK	BURGUNDY	BLUE	TOPAZ	RED	GREEN	YELLOW	BROWN
A SERIES Seating Color Combinations	White Base Color	BLACK	BURGUNDY	BLUE	TOPAZ	RED	GREEN	YELLOW	BROWN
	Buckskin Base Color	BLACK	BURGUNDY	BLUE	TOPAZ	RED	GREEN	YELLOW	BROWN
	Silver Base Color	BLACK	BURGUNDY	BLUE	TOPAZ	RED	GREEN	YELLOW	BROWN

CARPET COLORS Matching Carpet Color (Determined By Seating Base Color)

DECO SERIES	DECO SAND	DECO MICA	DECO STERLING	C SERIES	ROYAL SAND	ROYAL MICA	A & PROMO SERIES	BOCA
-------------	-----------	-----------	---------------	----------	------------	------------	------------------	------

CANVAS COLORS

ALL MODELS	Top & Cover Color (Determined By Primary Seat Stripe)	BLACK	BURGUNDY	BLUE	TAN	RED	GREEN	YELLOW
------------	---	-------	----------	------	-----	-----	-------	--------



TO LEARN MORE:
about the Avalon's Color Options
simply scan in the QR Code with your
smart device to visit our web site.

THE CERTIFIED ADVANTAGE

The NMMA Certified label on an Avalon Pontoon boat lets you know it was built to meet, and often exceed, the industry's strictest quality and safety standards for critical components such as electrical systems, powering, flotation, fuel systems and navigation lights. Certified boats must also pass rigorous annual inspections from independent third-party inspectors. According to U.S. Coast Guard statistics NMMA Certified boats have been shown to be safer than non-certified boats.



Graphic design by
The F.P. Horak Company
www.fphorak.com



Avalon's exclusive MATRIX 50 heavy-duty 50-ounce marine seat coverings with a 24% substructure is tested strongest against tears, punctures and stains.

Avalon's superior innovation and customer satisfaction is recognized by the NMMA CSI AWARD for 2008, 2009, 2010, 2011 and 2012 and the Marine Industry 2012 Innovation Award!



Avalon

Pontoons®

© 2013

903 Michigan Avenue, Alma, Michigan 48801
Worldwide: 800.334.2913 • 989.463.2112 • Fax: 989.463.8226

www.avalonpontoons.com

Dimensions, capacities, ratings and additional specifications plus complete warranty and service information are available from your Avalon dealer. Product illustrations and data within this catalog are based upon information available at the time of publication. Avalon reserves the right to make changes without notice or obligation. Ask your local Avalon dealer for the most current product specifications prior to purchase. Some of the equipment shown separately or on products illustrated in this catalog may be optional at extra cost. All Avalon boats meet or exceed the standards established by the ABYC and USCG flotation, fuel systems, ventilation, electrical and safety.



www.facebook.com/AvalonPontoons