

Tahoe

2014



LUXURY PONTOON BOATS



FIND YOUR SECRET SPOT



STANDARD FEATURES — ALL VISION MODELS

- Commander fiberglass helmstand (25')
- Admiral fiberglass helmstand (27' only)
- Corian style top prep center with sink, SST drawers, electric wine rack and DC refrigerator (27' only)
- Level 5-13 woodgrain dash panel
- 2 gallon water reservoir (27' only)
- 4" Raised platform for stand and drivers chair
- Tach, volt, fuel gauges
- 2 – 12 volt power points
- Windshield
- GPS – Garmin 50-S color with built in maps
- Jensen JMS2212 iPod stereo with aux. and USB
- 4 High power stereo speakers
- SST logo speaker covers
- Steering – Seastar hydraulic tilt
- Woodgrain steering wheel – chrome spokes
- Dual battery smart switch system
- Portable cooler (25')
- Quick release fender holders
- Privacy station curtain and frame
- Ski tow bar
- Trash can built in to lounge arm
- Deco carpet
- Faux Teak rear deck
- Faux Teak front deck
- Suspension seating
- Moveable cup holders
- Lounge arms with storage
- Decorative seat frame base cladding with lighted air vents
- Aluminum seat frames with Flo Thru ventilation
- Seat frame floor matting
- Matrix 50 Seat vinyl
- Admiral's high back reclining chair with self leveling arms
- Chair adjustment slider, front, back, rotate
- Courtesy light on helmstand
- Lighted cup holders all around
- SST docklights built into walls
- Mood lighting
- USCG navigation lights
- Radius front walls
- Deco ATI walls – two tone painted solid aluminum automotive style with Retro SST grillwork
- SST lighted air vents on walls
- SST front and rear gates – smoked glass inserts
- SST gas cap, vent and horn cover
- High Flex bold chrome logos
- Bimini Top with 1 1/4" round polished frame and one touch quick release polished connections

SPECIFICATIONS — ALL VISION MODELS

LENGTH CLASS	25'	27'
Boat Length Overall	27' 3"	29' 3"
Pontoon Length	25'	27'
Deck Length	26'	28'
Pontoon Diameter	25" x 3	25" x 3
Width	8 1/2'	8 1/2'
Dry Weight	3,700	4,400
Max. Weight Capacity	2,850	2,840
Max Persons Lbs.	1,910	1,900
Max Number Persons	12	14
Max. Engine HP	250	300

VISION The revolutionary, award-winning Deco Series Vision takes pontoon boating to new heights of design and style. Vision features remarkable, seamless, retro, and automotive-style walls made of solid aluminum and finished with two-tone Evolution™ high gloss marine color coating, embedded stainless steel designer accent grills, and Art Deco graphics. 27' Models are also equipped with an entertainment center featuring a full Corian style surface, an electric refrigerator, large sink with stainless faucet, and the industry's only hidden electric wine rack. All of this is mounted on our superfast Waveglider high performance triple 25" pontoon system. For the strongest, most beautiful pontoon the world has ever known, choose an Tahoe Vision.

OPTIONS — ALL VISION MODELS

- Bow filler cushion
- Camper 1/2 enclosure
- Camper 1/2 enclosure with bow cover
- Camper full enclosure
- Carpet snap-in (vinyl floor required)
- Chair – Admiral's reclining with bolster
- Chair – Doublewide
- Chair – King
- Cooler – Ottoman roller cooler
- Covers Seat 22' – 29'
- Deck vinyl floor full
- Deck vinyl floor partial
- Deck woodgrain vinyl floor full
- Deck BTT – Wood or Silver full
- Deck Faux Teak – Wood or Silver full
- Deck Seagrass full
- Fuel Tank – 90 gallon upgrade from 45
- GPS Garmin 50-S color coastal
- Grill SST rail or pedestal mount
- Hour meter/tachometer combo upgrade
- Keels – solid bottom
- Lights – rear underwater
- Lights – under rub rail lighting
- Livewell under bench
- Pontoon – 27" center upgrade from 25"
- Pontoon upgrade triple 25" to 27"
- Pontoon rough water package
- Pontoon – center in floor ski storage
- Shore power – A/C I/O, charger
- Shore power – A/C I/O charger, inverter
- Shore power kit charger only
- Sound – premium sound system
- Sound – Sirius radio receiver and antenna
- Steering – electric power assist
- Top – electric bimini
- Top front bimini polished round frame
- Transom – 25" transom
- Vinyl seat – Buckskin base color
- Vinyl seat – Silver base color
- Wash down kit
- Water mist system
- Wakeboard tower original with top
- Wakeboard tower Decosport with top
- Wakeboard tower Decosport
- Wakeboard tower racks
- Wakeboard tower speakers
- Wine rack built into lounge arm
- Full mooring cover – color matched
- Fuel 45 gallon in center pontoon
- 4 Stainless steel pull up cleats
- 4 Stainless shipping eyes
- Heavy duty impact resistant SST deck corners
- Radius front deck
- Extended rear deck
- SST ladder rear starboard
- Heavy duty rub rail with black rubber insert
- SST non skid strips for entry gates
- Keels side protector
- Waveglider triple 25" pontoons with high performance lifting fins
- Oversize .190 hat channel crossbeams
- Deck bolted with SST nut and bolts
- Pontoon double full risers
- Aluminum Waveshield



To see the **Tahoe Vision** model video, simply scan in the **QR Code** with your smart device to visit our web site.

DECO



VISION RL

VISION RL Features the industry's only electric rear reclining lounge seats that can recline all the way down into a bed, or all the way up for a comfortable chaise lounge.

Vision 27' RL

RL

STANDARD FEATURES


- Twin electric rear recliner lounges
- Table – smoked glass rectangle
- Table – smoked glass small round cocktail
- Table leg short

OPTIONS

- Dinette 2 Commander chairs and cocktail table
- Flagpole with flag
- Umbrella for table




27'



25'



DECO



VISION ENTERTAINER

VISION ENTERTAINER The bistro equipped Vision features a fiberglass bar and four bar stools with SST seat brackets.

DECO

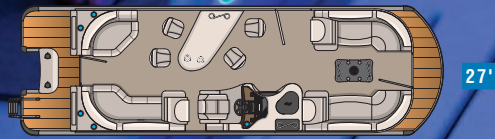
ENT

STANDARD FEATURES

- Entertainment bar with Corian style top, 4 stools, SST seat brackets, lighted cup holders, and built in cooler with lid
- Twin rear jump seats
- Table – smoked glass rectangle

OPTIONS

- Dinette 2 Commander chair and cocktail table
- Flagpole with Flag
- Table – smoked glass cocktail
- Table – smoked glass curved
- Table – smoked glass round
- Umbrella for table



27'



25'



Vision 25' ENT



Vision 27' ENT



Lighted cup holder



Decorative seat base with lighted interior air vent



SST lighted exterior air vents

Some models shown with optional equipment.

VISION RJ The boat with a conversation nook and removable footrest.



Vision RJ 25'

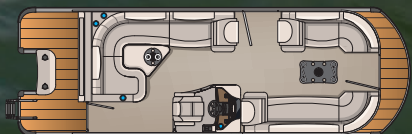
RJ

STANDARD FEATURES

- J Lounge with removable cushion
- Table – smoked glass rectangle
- Table – smoked glass small round cocktail
- Table leg short

OPTIONS

- Dinette 2 Commander chair and cocktail table
- Flagpole with flag
- Table – smoked glass curved
- Table – smoked glass round
- Umbrella for table



VISION RJ/SB

VISION SANDBAR The ultimate party boat. Enjoy the rear bar and music center, the reclining rear lounge chairs with footrest, the dinette with umbrella, and a standard 25' flagpole.



Vision Sandbar 27'

SB

STANDARD FEATURES

- Flag pole with American flag
- Rear entertainment bar
- Table – smoked glass large round
- Table – smoked glass small round cocktail
- Table leg (2) regular
- Faux Teak oversize rear entertainment deck
- Two Admiral's high back reclining chair with footrest in rear entertainment area
- 2 Commander low back reclining chair with self leveling arms at Port Bow
- Cooler – ice cube (12 qt.)



DECO

STANDARD FEATURES — ALL SIERRA MODELS

- Commander Fiberglass helmstand
- Level 5 – 13 Woodgrain dash panel
- Tach, volt, fuel gauges
- 2 – 12 volt power points
- Windshield
- GPS – Garmin 50-S color with built in maps
- Jensen JMS2212 iPod stereo with auxiliary and USB
- 4 high power stereo speakers
- SST logo speaker covers
- Woodgrain steering wheel – chrome spokes
- Portable cooler
- Quick release fender holders
- Privacy station curtain and frame
- Table smoked glass curved
- Trash can built in to lounge arm
- Deco carpet
- BTT soft vinyl rear deck
- Suspension seating
- Moveable cup holders
- Lounge arms with storage
- Decorative seat frame base cladding with lighted air vents
- Aluminum seat frames with Flo thru ventilation
- Seat frame floor matting
- Matrix 50 seat vinyl
- Admiral's high back reclining chair with self leveling arms
- Chair adjustment slider, front, back, rotate
- Courtesy light on helmstand
- Lighted cup holders all around
- SST docklights built into walls
- Mood lighting
- USCG Navigation lights
- Radius front walls
- Deco 1 ATI walls – one color painted solid aluminum automotive style with SST accents
- SST lighted air vents on walls
- SST front and rear gates – smoked glass inserts
- SST gas cap, vent and horn cover
- High flex bold chrome logos
- Bimini top with 1 1/4" round polished frame and one touch quick release polished connections
- Full mooring cover – color matched
- 4 stainless steel pull up cleats
- 4 stainless shipping eyes
- Heavy duty impact resistant SST deck corners
- Radius front deck
- Extended rear deck
- Ladder rear starboard SST
- Heavy duty rub rail with black rubber insert
- SST non skid strips for entry gates
- Keels side protector
- Oversize .190 hat channel crossbeams
- Deck bolted with SST nut and bolts
- Pontoon double full risers

SPECIFICATIONS — ALL SIERRA MODELS

LENGTH CLASS	23'	25'	27'
Boat Length Overall	24' 2"	26' 2"	28' 2"
Pontoon Length	23'	25'	27'
Deck Length	24'	26'	28'
Pontoon Diameter	25"	25"	25"
Width	8 1/2'	8 1/2'	8 1/2'
Dry Weight	2,840	3,050	3,750
Max. Weight Capacity	2,150	2,430	2,675
Max Persons Lbs.	1,540	1,790	2,030
Max Number Persons	11	13	14
Max. Engine HP	125	135	150

OPTIONS — ALL SIERRA MODELS

- Bow filler cushion
- Camper 1/2 enclosure
- Camper 1/2 enclosure with bow cover
- Camper full enclosure
- Carpet snap-in (vinyl floor required)
- Chair – Admiral's reclining with bolster
- Chair – doublewide
- Chair – king
- Cooler – ottoman roller cooler
- Cooler – Ice cube (12 qt.)
- Covers seat
- Deck vinyl floor full
- Deck vinyl floor partial
- Deck Woodgrain vinyl floor rear
- Deck Woodgrain vinyl floor full
- Deck BTT – Wood or Silver full
- Deck Faux Teak – Wood or Silver full
- Deck Seagrass rear
- Deck Seagrass full
- Dinette 2 Commander Chair and cocktail table (24'+)
- Flagpole with flag
- GPS Garmin 50-S color Coastal
- Grill SST rail or pedestal mount
- Helm – raised platform
- Helmstand – Admiral
- Hour meter/tachometer combo upgrade
- Keels – solid bottom
- Lights – rear underwater
- Lights – under rub rail lighting
- Livewell under bench
- Refreshment center
- Refreshment Center with electric wine rack
- Refrigerator center
- Saltwater anode kit
- Shore power – A/C I/O, charger
- Shore power – A/C I/O charger, inverter
- Shore power kit Charger only
- Sound – premium sound system
- Sound – Sirius radio receiver and antenna
- Sound – speaker – lighted SST cover
- Steering – electric power assist
- Table – smoked glass cocktail
- Table – smoked glass rectangle
- Table – smoked glass round
- Top front bimini polished round frame
- Transom – 25" transom
- Umbrella for table
- Vinyl seat – Buckskin base color
- Vinyl seat – Silver base color
- Walls – two tone upgrade
- Wash down kit
- Water mist system
- Wine rack built into lounge arm

SIERRA The Deco Series Sierra's legendary reputation for magnificent premium pontoon boat form and function is further enhanced by its upgrade to solid aluminum walls with Evolution™ high gloss marine color coating. These Sierra interiors are the most popular and include premium features like plush seating, flow through seat ventilation, a top-end sound system, GPS, mood lighting, and stainless steel entry gates, all on the industry's strongest understructure.

DECO

SIERRA FUNSHIP



Sierra Funship 27'

SIERRA FUNSHIP Enjoy family fun every weekend with your own waterpark on the water. The Deco Series Sierra Funship is loaded with features like a slide with water pump, a double-wide lounge, a storage center with speakers, and remote stereo controls. The Funship also features our exclusive Deco 1 solid aluminum walls and Waveglider triple 27" diameter performance pontoons. So slide, swim, lounge, entertain and even waterski with this complete family Funship.

FS

STANDARD FEATURES

- Walk on sunroof with walls, slide, queen size cushion and back, stereo controls
- Waveglider triple 27" pontoons with high performance lifting fins
- Waveshield
- Fuel 45 gallon in center pontoon
- Steering – Seastar hydraulic tilt
- Dual battery smart switch system
- Ski tow bar

OPTIONS

- Fuel Tank – 90 gallon upgrade from 45
- Top bimini polished round frame for roof
- Pontoon rough water package
- Pontoon – center in floor ski storage

SPECIFICATIONS

LENGTH CLASS	27'
Boat Length Overall	29' 3"
Pontoon Length	27'
Deck Length	28'
Pontoon Diameter	27" x 3
Width	8 1/2'
Dry Weight	5,235
Max. Weight Capacity	3,320
Max Persons Lbs.	2,370
Max Number Persons	17
Max. Engine HP	250

Some models shown with optional equipment.



Sierra Funship 27'



27'



To see the Tahoe Sierra Funship model video, simply scan in the QR Code with your smart device to visit our web site.

DECO

SIERRA CR/ELITE – the industry-leading design of the Sierra in the traditionally most popular interior layout

CR/ELITE

STANDARD FEATURES

- Steering – Baystar hydraulic tilt
- Table – smoked glass curved
- Bimini Top with 1 1/4" round polished frame and one touch quick release polished connections
- One touch quick release polished
- Fuel 32 gallon
- 25" pontoons

OPTIONS

- Dual battery smart switch system
- Fuel tank – 45 gallon for center pontoon
- Fuel Tank – 90 gallon upgrade from 45
- Pontoon – lifting fins for 2 tubes
- Pontoon – lifting fins for 3 tubes
- Pontoon – 25" express center
- Pontoon – 25" center only
- Pontoon – 27" center upgrade from 25"
- Pontoon – 27" center only
- Pontoon Waveglider package 25"
- Pontoon upgrade triple 25" to 27"
- Pontoon Waveglider 5 X 7 Pkg.
- Pontoon rough water package (for Waveglider only)
- Pontoon – center in floor ski storage
- Ski tow bar
- Steering – Sea Star hydraulic tilt
- Top – Electric bimini (22' and up)
- Umbrella for table
- Wakeboard tower original with top
- Wakeboard tower Decosport with top
- Wakeboard tower Decosport
- Wakeboard tower racks
- Wakeboard tower speakers
- Waveshield – aluminum
- Wine rack built into lounge arm



Sierra CR 23'



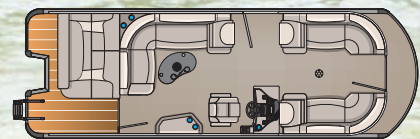
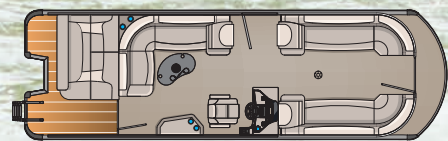
To see the Tahoe Sierra CR or Sierra Elite model video, simply scan in the QR Code with your smart device to visit our web site.

T **SIERRA CR / ELITE**

DECO



Sierra Elite 27'



Some models shown with optional equipment.

SIERRA QL This sunbathers' paradise has the most spacious interior of all Deco Series Sierra models. Two aft and two forward sunbathing lounges let you catch the sun from any angle. The exterior exudes high class with its exclusive Deco 1 solid aluminum walls with Evolution™ high gloss marine color coating.

QL/DRL

STANDARD FEATURES

- Steering – Baystar hydraulic tilt
- Table – smoked glass curved
- Bimini top with 1 1/4" round polished frame and one touch quick release polished connections
- One touch quick release polished
- Fuel 24 gallon Transom tank
- 25" pontoons

OPTIONS

- Dual battery smart switch system
- Fuel Tank – 45 gallon for center pontoon
- Fuel Tank – 90 gallon upgrade from 45
- Pontoon – lifting fins for 2 tubes
- Pontoon – lifting fins for 3 tubes
- Pontoon – 25" express center
- Pontoon – 25" center only
- Pontoon – 27" center upgrade from 25"
- Pontoon – 27" center only
- Pontoon Waveglider package 25"
- Pontoon upgrade triple 25" to 27"
- Pontoon Waveglider 5 X 7 Pkg.
- Pontoon rough water package (for Waveglider only)
- Pontoon – center in floor ski storage
- Ski tow bar
- Steering – Sea Star hydraulic tilt
- Top – electric bimini (22' and up)
- Umbrella for table
- Wakeboard tower original with top
- Wakeboard tower Decosport with top
- Wakeboard tower Decosport
- Wakeboard tower racks
- Wakeboard tower speakers
- Waveshield – aluminum
- Wine rack built into lounge arm




Sierra QL 25'



27'



25'



To see the Tahoe Sierra QL model video, simply scan in the QR Code with your smart device to visit our web site.



Sierra QL 25'

T **SIERRA** QL/DRL

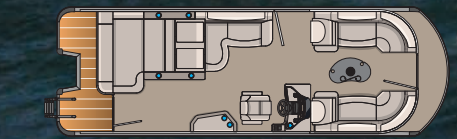
SIERRA DRL The Sierra DRL offers high-class pontoon boating with space to share. The exclusive Deco 1 solid aluminum walls with Evolution™ high gloss marine color coating enclose a luxurious interior. Also included is a doublewide rear-facing lounge that is the perfect spot to share a laugh, a glass of wine, or enjoy a beautiful sunset.



Sierra DRL 27'



27'



25'



DECO

Some models shown with optional equipment.

STANDARD FEATURES — ALL VISTA MODELS

- Captain fiberglass helmstand
- Level 3-13 Woodgrain dash panel
- Tach, volt, fuel gauges
- 12 volt power point
- Windshield
- Jensen MS2013BT Bluetooth stereo with auxiliary USB port
- 4 high power stereo speakers
- Woodgrain steering wheel — chrome spokes
- Portable cooler
- Ladder rear starboard aluminum
- Privacy station curtain and frame
- Table — curved sim Woodgrain
- Trash can built in to lounge arm
- Royal carpet
- Woodgrain vinyl rear deck
- Suspension seating
- Moveable cup holders
- Lounge arms with storage
- Carpeted aluminum seat frames
- Aluminum seat frames with Flo thru ventilation
- Seat frame floor matting
- Matrix 50 seat vinyl
- Commander low back reclining chair with self leveling arms
- Chair adjustment slider, front, back, rotate
- Courtesy light on helmstand
- SST docklights built into walls
- USCG navigation lights
- Radius front walls
- Deco 2 walls — two tone multi level lock stripped aluminum
- Lighted air vents on walls
- SST gas cap, vent and horn cover
- High flex bold chrome logos
- Full mooring cover — color matched
- 4 stainless U bolt and cleat combo
- Impact resistant polished deck corners
- Tapered front deck
- Heavy duty rub rail with black rubber insert
- Vinyl non skid strips for entry gates
- Heavy duty hat channel crossbeams
- Pontoon double full risers
- Bimini top with 1 1/4" anodized square frame and one touch quick release brushed connections

OPTIONS — ALL VISTA MODELS

- Bow filler cushion
- Camper 1/2 enclosure
- Camper 1/2 enclosure with bow cover
- Camper full enclosure
- Carpet — Deco upgrade from Royal
- Carpet snap-in (vinyl floor required)
- Chair — Admiral's reclining
- Chair — Admiral's reclining with bolster
- Chair — doublewide
- Chair — king
- Cleat — pull up (set of 4)
- Cooler — ottoman roller cooler
- Cooler — ice cube (12 qt.)
- Covers — seat
- Cup holder lighted — Fixed (each)
- Cup holders upgrade to SST
- Deck bolted
- Deck extended rear with one stainless telescoping ladder
- Deck vinyl floor full
- Deck vinyl floor partial
- Deck Woodgrain vinyl floor full
- Deck BTT — Wood or Silver rear
- Deck BTT — Wood or Silver full
- Deck Faux Teak — Wood or Silver full
- Deck Faux Teak — Wood or Silver rear
- Deck Seagrass rear
- Deck Seagrass full
- Fender holders — quick release
- Fish finder — Garmin B/W 200
- Flaggpole with flag
- Gate — Half — front with TM plug
- GPS Garmin 50-S Color Inland
- GPS Garmin 50-S Color Coastal
- Grill SST rail or pedestal mount
- Helm — raised platform
- Hour meter/tachometer combo upgrade
- Keels — side
- Keels — solid bottom
- Lights — rear underwater
- Lights — under rub rail lighting
- Lights — mood blue set of 8
- Livewell under bench
- Refreshment center
- Refreshment center with electric wine rack
- Refrigerator center
- Saltwater anode kit
- Shore power — A/C I/O, charger
- Shore power — A/C I/O charger, inverter
- Shore power kit charger only
- Sound — premium sound system
- Sound — Sirius radio receiver and antenna
- Sound — speaker — lighted SST cover
- Steering — electric power assist
- Table — round thermoform
- Table — smoked glass cocktail
- Table — smoked glass curved
- Table — smoked glass rectangle
- Table — smoked glass round
- Top front bimini anodized square frame (22' and up)
- Transom — 25" Transom
- Vinyl seat — Buckskin base color
- Vinyl seat — Silver base color
- Wash down kit
- Water mist system
- Waveshield — aluminum
- Wine rack built into lounge arm

SPECIFICATIONS — ALL VISTA MODELS

LENGTH CLASS	20'	22'	24'	26'
Boat Length Overall	21' 5"	23' 5"	25' 5"	27' 5"
Pontoon Length	20'	22'	24'	26'
Deck Length	20'	22'	24'	26'
Pontoon Diameter	25"	25"	25"	25"
Width	8 1/2'	8 1/2'	8 1/2'	8 1/2'
Dry Weight	1,800	2,050	2,250	2,475
Max. Weight Capacity	2,035	2,260	2,505	2,840
Max Persons Lbs.	1,380	1,600	1,850	1,230
Max Number Persons	10	11	13	14
Max. Engine HP	115	125	135	150



To see the Tahoe C Series video, simply scan in the QR Code with your smart device to visit our web site.

C SERIES



VISTA FUNSHIP



VISTA FUNSHIP Now everyone can enjoy a day of sliding, skiing, sunbathing, and cruising with the most affordable waterpark model anywhere. This ship of fun has an upstairs that features a bed, storage area with speakers, remote stereo controls, and a fully functional water-supplied fiberglass slide!

The Funship is equipped with three 27" Waveglider pontoons, a ski tow bar, and hydraulic steering so you can enjoy watersports, too! After a day of fun, relax in the plush interior with overstuffed cushions as you cruise to your next destination.

FS

STANDARD FEATURES

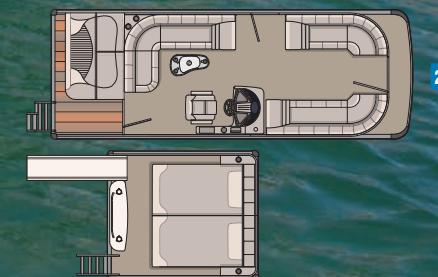
- Walk on sunroof with walls, slide, queen size cushion and back, stereo controls
- Waveglider triple 27" pontoons with high performance lifting fins
- Fuel 45 Gallon in center pontoon
- Steering — Seastar hydraulic tilt
- Dual battery smart switch system
- Ski tow bar

OPTIONS

- Fish finder — Garmin color 500 C
- Fuel tank — 90 Gallon upgrade from 45
- Top bimini anodized square frame for roof
- Pontoon rough water package
- Pontoon — center in floor ski storage

SPECIFICATIONS

LENGTH CLASS	24'	26'
Boat Length Overall	26' 6"	28' 8"
Pontoon Length	24'	26'
Deck Length	24'	26'
Pontoon Diameter	27" x 3	27" x 3
Width	8 1/2'	8 1/2'
Dry Weight	4,080	4,420
Max. Weight Capacity	3,040	3,340
Max Persons Lbs.	2,090	2,390
Max Number Persons	15	18
Max. Engine HP	250	250



Vista Funship 24'



To see the Tahoe Vista Funship model video, simply scan in the QR Code with your smart device to visit our web site.

C SERIES

VISTA CR/EL The top-end Vista CR or Elite offers the classic pontoon interior layout with cutting edge looks and features. The exclusive Deco-inspired two-tone wall design, fiberglass driver's helm with woodgrain dash, plush seating with exclusive Matrix 50 Vinyl, built-in LED docklights, and superior construction will give you a pride of ownership not found elsewhere.

CR/ELITE

STANDARD FEATURES

- Steering – mechanical tilt
- Fuel 32 gallon tank
- 25" pontoons

OPTIONS

- Bimini top with 1 1/4" anodized square frame and one touch quick release brushed connections
- Dual battery smart switch system
- Fish finder – Garmin color 500 C
- Fuel tank – 45 Gallon for center pontoon
- Fuel tank – 90 Gallon upgrade from 45
- Pontoon – lifting fins for 2 tubes
- Pontoon – lifting fins for 3 tubes
- Pontoon – 25" express center
- Pontoon – 25" center only
- Pontoon – 27" center upgrade from 25"
- Pontoon – 27" center only
- Pontoon Waveglider package 25"
- Pontoon upgrade triple 25" to 27"
- Pontoon Waveglider 5 X 7 Pkg.
- Pontoon rough water package (for Waveglider only)
- Pontoon – Center in floor ski storage
- Ski tow bar
- Steering – Bay Star hydraulic tilt
- Steering – Sea Star hydraulic tilt
- Top – electric bimini (22' and up)
- Umbrella for table
- Wakeboard tower original with top
- Wakeboard tower Decosport with top
- Wakeboard tower Decosport
- Wakeboard tower racks
- Wakeboard tower speakers



Vista CR 22'



Vista CR 20'



22'



20'



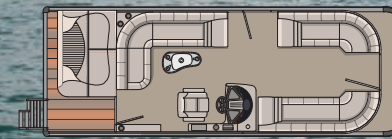
VISTA CR/ELITE



Vista Elite 24'
Shown with optional dinette



26'



24'



To see the Tahoe Vista CR or Vista Elite model video, simply scan in the QR Code with your smart device to visit our web site.

Some models shown with optional equipment.

VISTA QL The Vista QL is a boat for sunbathers and large families. It features the most spacious interior of all the Vista models. Two aft and two forward sunbathing lounges allow you to catch the sun from any angle. The QL features exclusive Deco style two tone walls, plush seating with exclusive Matrix 50 vinyl, and superior construction.

QL/RL

STANDARD FEATURES

- Steering – mechanical tilt
- Fuel 24 gallon Transom tank
- 25" pontoons

OPTIONS

- Bimini top with 1 1/4" anodized square frame and one touch quick release brushed connections
- Dual battery smart switch system
- Fish finder – Garmin color 500 C
- Fuel tank – 45 Gallon for center pontoon
- Fuel tank – 90 gallon upgrade from 45
- Pontoon – lifting fins for 2 tubes
- Pontoon – lifting fins for 3 tubes
- Pontoon – 25" express center
- Pontoon – 25" center only
- Pontoon – 27" center upgrade from 25"
- Pontoon – 27" center only
- Pontoon Waveglider package 25"
- Pontoon upgrade triple 25" to 27"
- Pontoon Waveglider 5 X 7 Pkg.
- Pontoon rough water package (for Waveglider only)
- Pontoon – center in floor ski storage
- Ski tow bar
- Steering – Bay Star hydraulic tilt
- Steering – Sea Star hydraulic tilt
- Top – electric bimini (22' and up)
- Umbrella for table
- Wakeboard tower original with top
- Wakeboard tower Decosport with top
- Wakeboard tower Decosport
- Wakeboard tower racks
- Wakeboard tower speakers



Vista QL 24'



26'



24'



To see the **Tahoe Vista QL** model video, simply scan in the **QR Code** with your smart device to visit our web site.

VISTA QL/RL

VISTA RL Sunbathe in the most advanced, fully-equipped rear lounge model in its class. The Vista RL is equipped with the industry's only oversized rear lounges with electric adjustable backs. Convert the lounge to a bed in seconds with the pushbutton seat back adjustment. You will also enjoy a Bluetooth stereo system, fiberglass driver's station, and all of the other great C Series features on this one-of-a-kind craft.

Vista RL 26'



26'



24'



Vista RL 24'



To see the **Tahoe Vista RL** model video, simply scan in the **QR Code** with your smart device to visit our web site.

C SERIES

VISTA FISH Fishing and luxury pontoon cruising have never been combined better than with the Vista Fish series. Choose either the QF fishing first and cruising second model, or the RF luxury cruiser with a fishing equipped space. Both feature a rod box, tackle box, color fishfinder, and livewells. The Vista Fish also includes comfortable plush seating, exclusive Deco style two-tone walls, Bluetooth stereo system, a beautiful fiberglass driver's stand, and superior construction.

QF/RF

STANDARD FEATURES

- Bimini top with 1 1/4" anodized square frame and one touch quick release brushed connections
- Level 3-13 carbon fiber dash panel
- Carbon fiber steering wheel – chrome spokes
- Garmin 500c color fishfinder/depth finder
- Steering – mechanical tilt
- Fuel 32 gallon (20' gets 24 gal. Transom tank)
- Rear fishing center with rod holders and large livewell
- Livewell in front of captain stand (QF only)
- Tackle trays
- 25' pontoons

OPTIONS

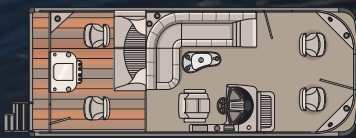
- Dual battery smart switch system
- Fuel tank – 45 Gallon for center pontoon
- Fuel tank – 90 gallon upgrade from 45
- Pontoon – lifting fins for 2 tubes
- Pontoon – lifting fins for 3 tubes
- Pontoon – 25" express center
- Pontoon – 25" center only
- Pontoon – 27" center upgrade from 25"
- Pontoon – 27" center only
- Pontoon Waveglider package 25"
- Pontoon upgrade triple 25" to 27"
- Pontoon Waveglider 5 X 7 Pkg.
- Pontoon rough water package (for Waveglider only)
- Pontoon – center in floor ski storage
- Ski tow bar
- Steering – Bay Star hydraulic tilt
- Steering – Sea Star hydraulic tilt
- Top – electric bimini (22' and up)
- Umbrella for table
- Wakeboard tower original with top
- Wakeboard tower Decosport with top
- Wakeboard tower Decosport
- Wakeboard tower racks
- Wakeboard tower speakers



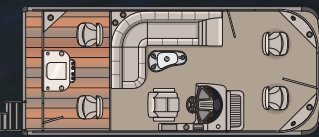
Vista FISH QF 20'



24'



22'



20'

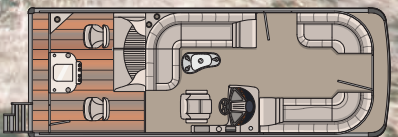
Vista FISH QF 20'

T **VISTA** QF/RF

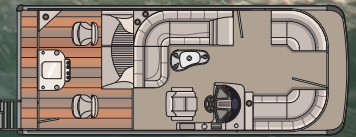


Vista FISH RF 24'

Vista FISH RF 24'



24'



22'

Some models shown with optional equipment.

C SERIES

To see the Tahoe Vista Fish model video, simply scan in the QR Code with your smart device to visit our web site.



Tahoe pontoons deserve the finest...



150HP FourStroke

- The highest displacement in its class. Works less to produce more torque, delivering the best in performance and efficiency.
- A reliable low-friction valve train and exclusive oil cooler enhances performance and extends the life of the engine.
- Twin balancer shafts and the focused mount system reduces overall vibration, delivering smooth performance.



Enertia® Propeller

- Three-blade stainless steel propeller.
- Improves acceleration and top speed.
- Perfect for 150HP and above.

See more of the finest at MercuryMarine.com

STANDARD FEATURES — ALL CASCADE MODELS

- Ensign fiberglass helmstand
- Level 2-13 Woodgrain dash panel
- Tachometer, volt, fuel gauges
- 12 volt power point
- Windshield
- Jensen MS2013BT Bluetooth stereo with auxiliary
- 2 high power stereo speakers
- Steering – mechanical tilt
- Black grip steering wheel – chrome spoke
- Ladder rear starboard aluminum
- Table – round plastic
- Boca diamond carpet
- Standard vinyl rear deck
- Lounge arms with storage
- Carpeted aluminum seat frames
- Aluminum seat frames with Flo thru ventilation
- Matrix 50 seat vinyl
- Captain low back chair with rotating arms
- Chair adjustment slider, front, back, rotate
- Courtesy light on helmstand
- USCG navigation lights
- Radius front walls
- Deco 3 walls – single color multi level lock stripped aluminum
- Dome logos
- Bimini Top with 1 1/4" anodized square frame and one touch quick release brushed connections
- 4 stainless U bolt and cleat combo
- Impact resistant cast deck corners
- Tapered front deck
- Heavy duty rub rail with black rubber insert
- Vinyl non skid strips for entry gates
- 25" pontoons
- Heavy duty hat channel crossbeams
- Pontoon double full risers

OPTIONS — ALL CASCADE MODELS

- Dual battery smart switch system
- Camper 1/2 enclosure
- Camper 1/2 enclosure with bow cover
- Camper full enclosure
- Carpet – Deco upgrade from Royal
- Carpet – Royal – upgrade from Diamond
- Carpet snap-in (vinyl floor required)
- Chair – Admiral's reclining
- Chair – Admiral's reclining with bolster
- Chair – Commander reclining
- Chair – doublewide
- Chair – king
- Cleat – pull up (set of 4)
- Cooler – ottoman roller cooler
- Cooler – 25 qt.
- Cooler – ice cube (12 qt.)
- Cover – full Mooring cover
- Covers – seat
- Cup holder lighted – fixed (each)
- Cup holder moveable – SST cups
- Cup holder moveable – plastic cups
- Cup holders upgrade to SST
- Deck bolted
- Deck extended rear with one stainless telescoping ladder
- Deck vinyl floor full
- Deck vinyl floor partial
- Deck Woodgrain or Silver vinyl floor rear
- Deck Woodgrain or Silver vinyl floor full
- Deck BTT – Wood or Silver rear
- Deck BTT – Wood or Silver full
- Deck Faux Teak – Wood or Silver full
- Deck Faux Teak – Wood or Silver rear
- Deck Seagrass rear
- Deck Seagrass full
- Fender holders – quick release
- Fish finder – Garmin color 500 C
- Flagpole with flag
- Floor matting under seat
- Fuel tank – 45 gallon for center pontoon
- Fuel tank – 90 gallon upgrade from 45
- Gate – half – front with TM plug
- GPS Garmin 50-S color Inland
- GPS Garmin 50-S color Coastal
- Grill SST rail pedestal
- Helm – raised platform
- Hour meter/tachometer combo upgrade
- Keels – side
- Keels – solid bottom
- Lights – dock full LED chrome
- Lights – rear underwater
- Lights – under rub rail lighting
- Lights – mood blue set of 8
- Livewell under bench
- Platinum package
- Pontoon – lifting fins for 2 tubes
- Pontoon – lifting fins for 3 tubes
- Pontoon – 25" express center
- Pontoon – 25" center only
- Pontoon – 27" center upgrade from 25"
- Pontoon – 27" center only
- Pontoon Waveglider package 25"
- Pontoon upgrade triple 25" to 27"
- Pontoon Waveglider 5 X 7 Pkg.
- Pontoon rough water package (for Waveglider only)
- Pontoon – center in floor ski storage
- Refreshment center
- Refreshment center with electric wine rack
- Refrigerator center
- Saltwater anode kit
- Shore power – A/C I/O, charger
- Shore power – A/C I/O charger, inverter
- Shore power kit charger only
- Ski tow bar
- Sound – premium sound system
- Sound – Sirius radio receiver and antenna
- Sound – speaker – lighted SST cover
- Sound – USB / auxiliary combined input
- Steering – electric power assist
- Steering – Baystar hydraulic tilt
- Steering – Sea Star hydraulic tilt
- Steering wheel, shiny spoke Woodgrain
- Table – smoked glass cocktail
- Table – smoked glass curved
- Table – smoked glass rectangle
- Table – smoked glass round
- Table – Woodgrain curved Thermoform
- Top – electric bimini (22' and up)
- Top front bimini anodized square frame
- Transom – 25" Transom
- Trash can built into lounge arm
- Umbrella for table
- Vinyl seat – Buckskin base color
- Vinyl seat – Silver base color
- Walls – two tone upgrade
- Wash down kit
- Water mist system

SPECIFICATIONS — ALL CASCADE MODELS

LENGTH CLASS	20'	22'	24'
Boat Length Overall	21' 5"	23' 5"	25' 5"
Pontoon Length	20'	22'	24'
Deck Length	20'	22'	24'
Pontoon Diameter	25"	25"	25"
Width	8 1/2'	8 1/2'	8 1/2"
Dry Weight	1,800	2,050	2,250
Max. Weight Capacity	2,035	2,260	2,505
Max Persons Lbs.	1,380	1,600	1,850
Max Number Persons	10	11	13
Max. Engine HP	115	125	135

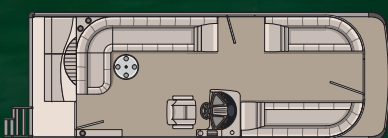


To see the Tahoe Series A video, simply scan in the QR Code with your smart device to visit our web site.

A SERIES

CASCADE CR

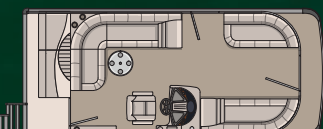
The mid-range **CASCADE CR** is frequently mistaken for a very expensive model. This full-size 8 1/2'-wide model features our exclusive Deco-style walls and large 25" pontoons. Cascade CR has great interior features, including a fiberglass driver's helm with woodgrain dash, a Bluetooth sound system, plush seating with aluminum seat frames, and exclusive Matrix 50 Vinyl.



24'



22'



20'

CR

STANDARD FEATURES

- Fuel 32 gallon tank

OPTIONS

- Privacy station curtain and frame
- Fish finder – Garmin B/W 200
- Wakeboard tower original with top
- Wakeboard tower Decosport with top
- Wakeboard tower Decosport
- Wakeboard tower racks
- Wakeboard tower speakers

Some models shown with optional equipment.



To see the Tahoe Cascade CR model video, simply scan in the QR Code with your smart device to visit our web site.

CASCADE ENTERTAINER The Cascade Entertainer is like having your own all inclusive resort on the water. This pontoon island has its own fiberglass bistro bar with four barstools and a Bluetooth stereo to create your favorite ambiance while entertaining. There are two front lounge arms and two rear cabana lounges which are your sunbathing areas, and for swimming there is a large rear swimming platform with two ladders. All of these features plus Deco style walls and luxurious seating will impress anyone who joins you.



Cascade ENT 24'

ENT

STANDARD FEATURES

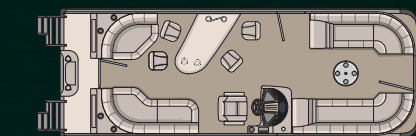
- Entertainment bar with Corian style top, 4 stools, lighted cup holders, and built in cooler with lid
- Sound – 4 high power speakers
- Twin rear jump seats
- Privacy station curtain and frame
- Fuel 24 gallon Transom tank

OPTIONS

- Fish finder – Garmin B/W 200
- SST seat brackets for bar stools
- Wakeboard tower original with top
- Wakeboard tower Decosport with top
- Wakeboard tower Decosport
- Wakeboard tower racks
- Wakeboard tower speakers



26'



24'



CASCADE ENTERTAINER

A SERIES



Cascade ENT 26'



To see the Tahoe Cascade Entertainer model video, simply scan in the QR Code with your smart device to visit our web site.

Some models shown with optional equipment.

CASCADE QL Lay out in the sun anywhere you'd like in the spacious interior with two aft and two forward sunbathing lounges. The open floor plan offers plenty of space and even features side-by-side seating with the driver. You will look great surrounded by Deco style walls, and enjoy plush seating with exclusive Matrix 50 Vinyl, large 25" pontoons, superior construction, and great interior features.



Cascade QL 24'



Cascade QL 24'



Cascade QL 26'

QL/DRL

STANDARD FEATURES

- Privacy station curtain and frame
- Fuel 24 gallon Transom tank

OPTIONS

- Fish finder – Garmin B/W 200
- Wakeboard tower original with top
- Wakeboard tower Decosport with top
- Wakeboard tower Decosport
- Wakeboard tower racks
- Wakeboard tower speakers



26'



24'



To see the Tahoe Cascade QL model video, simply scan in the QR Code with your smart device to visit our web site.

T **CASCADE** QL/DRL

CASCADE DRL The Cascade DRL provides a comfortable spot for everyone. Surrounded by Deco style walls, the DRL's unique, extra roomy interior with double wide rear lounge can be used for sunbathing, a gathering place for conversation, or playing games with kids. Enjoy plush seating with exclusive Matrix 50 Vinyl, large 25" pontoons, and superior construction.

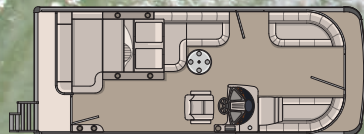


Cascade DRL 24'

Cascade DRL 22'



24'



22'

Some models shown with optional equipment.

To see the Tahoe Cascade DRL model video, simply scan in the QR Code with your smart device to visit our web site.



CASCADE FISH This full-size 8 1/2' wide fishing machine is offered in two layouts. If fishing is first and cruising is second, then check out the Quad Fish. If cruising is your aim but you want a fishing-equipped space, then choose Rear Fish. Either way, you get a fishfinder, livewell, and rod holders. When you choose a Cascade Fish, you will have the best-equipped, best-looking, affordable fishing model.

Cascade Fish QF 20'



24'



22'



20'

QF/RF

STANDARD FEATURES

- Level 2-13 carbon fiber dash panel
- Garmin 200 B/W fishfinder/depth finder
- Fuel 32 gallon (20' gets 24 gal. Transom tank)
- Rear fishing center with rod holders and livewell

OPTIONS

- Privacy station curtain and frame
- Motor - trolling bow mount

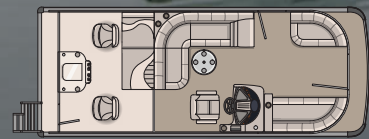
Cascade Fish QF 24'



Cascade Fish RF 22'



24'



22'



CASCADE QF/RF

A SERIES



To see the Tahoe Cascade Fish model video, simply scan in the QR Code with your smart device to visit our web site.

Some models shown with optional equipment.

Tahoe pontoons deserve the finest...



250-300HP Pro FourStroke

- Verado's supercharged system provides world-class torque
- Digital Throttle & Shift (DTS) delivers automotive-like control, instant response and smooth shifting
- Advanced Mid-Section (AMS) eliminates engine related boat vibration



Enertia® Propeller

- Three-blade stainless steel propeller.
- Improves acceleration and top speed.
- Perfect for 150HP and above.

See more of the finest at MercuryMarine.com

STANDARD FEATURES — ALL TAHOE LT MODELS

- Ensign fiberglass helmstand
- Level 2-13 woodgrain dash Panel
- Tachometer, volt, fuel gauges
- 12 volt power point
- Windshield
- Jensen MS2013BT Bluetooth stereo with auxiliary
- 2 high power stereo speakers
- Steering — mechanical tilt
- Black grip steering wheel — chrome spoke
- Ladder rear starboard aluminum
- Table — round plastic
- Boca diamond carpet
- Standard vinyl rear deck
- Lounge arms with storage
- Carpeted aluminum seat frames
- Aluminum seat frames with Flo thru ventilation
- Matrix 50 seat vinyl
- Captain low back chair with rotating arms
- Chair adjustment slider, front, back, rotate
- Courtesy light on helmstand
- USCG navigation lights
- Radius front walls
- Traditional walls — lock stripped aluminum
- Flat graphic logos
- Bimini top with 1 1/4" anodized square frame and one touch quick release brushed connections
- 4 stainless U bolt and cleat combo
- Impact resistant cast deck corners
- Tapered front deck
- Heavy duty rub rail with black rubber insert
- Vinyl non skid strips for entry gates
- 23' pontoons (19')
- 25' pontoons (21' — 25')
- Heavy duty hat channel crossbeams
- Pontoon double full risers

OPTIONS — ALL TAHOE LT MODELS

- Dual battery smart switch system
- Camper 1/2 enclosure
- Camper 1/2 enclosure with bow cover
- Camper full enclosure
- Carpet — Deco upgrade from Royal
- Carpet — Royal — upgrade from Diamond
- Carpet snap-in (vinyl floor required)
- Chair — Admiral's reclining
- Chair — Admiral's reclining with bolster
- Chair — Commander reclining
- Chair — doublewide
- Chair — king
- Cleat — pull up (set of 4)
- Cooler — ottoman roller cooler
- Cooler — 25 quart
- Cooler — ice cube (12 qt.)
- Cover — full mooring cover
- Covers — seat
- Cup holder lighted — Fixed
- Cup holder moveable — SST cups
- Cup holder moveable — plastic cups
- Cup holders upgrade to SST
- Deck bolted
- Deck extended rear with one stainless telescoping ladder
- Deck vinyl floor full
- Deck vinyl floor partial
- Deck Woodgrain or Silver vinyl floor rear
- Deck Woodgrain or Silver vinyl floor full
- Deck BTT — Wood or Silver rear
- Deck BTT — Wood or Silver full
- Deck Faux Teak — Wood or Silver full
- Deck Faux Teak — Wood or Silver rear
- Deck Seagrass rear
- Deck Seagrass full
- Fender holders — quick release
- Fish finder — Garmin color 500 C
- Fish finder — Garmin B/W 200
- Flagpole with flag
- Floor matting under seat
- Fuel Tank — 45 gallon for center pontoon
- Fuel Tank — 90 gallon upgrade from 45
- Gate — half — front with TM plug
- GPS Garmin 50-S Color Inland
- GPS Garmin 50-S Color Coastal
- Grill SST rail pedestal
- Helm — raised platform
- Hour meter/tachometer combo upgrade
- Keels — side
- Keels — solid bottom
- Lights — dock full LED chrome
- Lights — rear underwater
- Lights — under rub rail lighting
- Lights — mood blue set of 8
- Livewell under bench
- Platinum package
- Pontoon — lifting fins for 2 tubes
- Pontoon — lifting fins for 3 tubes
- Pontoon — 25" express center
- Pontoon — 25" center only
- Pontoon — 27" center upgrade from 25"
- Pontoon — 27" center only
- Pontoon Waveglider package 25"
- Pontoon upgrade triple 25" to 27"
- Pontoon Waveglider 5 X 7 Pkg.
- Pontoon rough water package (for Waveglider only)
- Pontoon — center in floor ski storage
- Refreshment center
- Refreshment center with electric wine rack
- Refrigerator center
- Saltwater anode kit
- Shore power — A/C I/O, charger
- Shore power — A/C I/O charger, inverter
- Shore power kit charger only
- Ski tow bar
- Sound — premium sound system
- Sound — Sirius radio receiver and antenna
- Sound — USB / auxiliary combined input
- Steering — electric power assist
- Steering — Baystar hydraulic tilt
- Steering — Sea Star hydraulic tilt
- Steering wheel, shiny spoke Woodgrain
- Table — smoked glass cocktail
- Table — smoked glass curved
- Table — smoked glass rectangle
- Table — smoked glass round
- Table — Woodgrain curved Thermoform
- Top — electric bimini (22' and up)
- Top front bimini Anodized square frame
- Transom — 25" Transom
- Trash can built into lounge arm
- Umbrella for table
- Vinyl seat — Buckskin base color
- Vinyl seat — Silver base color
- Wash down kit
- Water mist system
- Wakeboard tower original with top (22' and up)
- Wakeboard tower Decosport with top (22' and up)
- Wakeboard tower Decosport (22' and up)
- Wakeboard tower racks
- Wakeboard tower speakers
- Waveshield — aluminum
- Wine rack built into lounge arm

SPECIFICATIONS — ALL TAHOE LT MODELS

LENGTH CLASS	19'	21'	23'	25'
Boat Length Overall	19' 5"	21' 5"	23' 5"	25' 5"
Pontoon Length	18'	20'	22'	24'
Deck Length	18'	20'	22'	24'
Pontoon Diameter	23"	25"	25"	25"
Width	8 1/2'	8 1/2'	8 1/2'	8 1/2'
Dry Weight	1,650	1,850	2,050	2,250
Max. Weight Capacity	1,610	2,035	2,260	2,600
Max Persons Lbs.	1,050	1,380	1,600	1,850
Max Number Persons	8	10	11	13
Max. Engine HP	60	115	125	135

PROMO SERIES

TAHOE LT CR

LT CR The LT Cruise is the clear choice for those who want a state-of-the-art cruising pontoon boat at a great price. The Cruise features the most popular elements of the full line of boats, including Matrix 50 vinyl, lifetime pontoon structure and crossbeam assembly, a fully equipped dash, and more, combined into one fabulous value!



PROMO SERIES

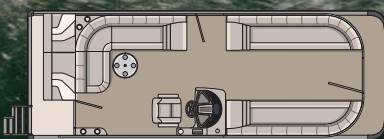
CR

STANDARD FEATURES

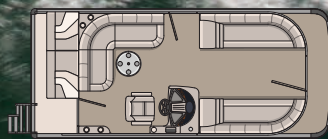
- Fuel 32 gallon tank

OPTIONS

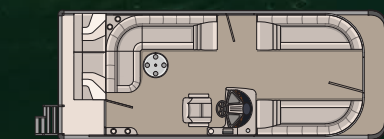
- Privacy station frame and curtain



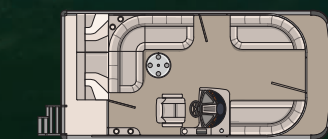
25'



21'



23'



19'

Some models shown with optional equipment.



To see the Tahoe LT model video, simply scan in the QR Code with your smart device to visit our web site.

LT BF Enjoy fishing features in addition to the great structure, features, and value found on all LT models.

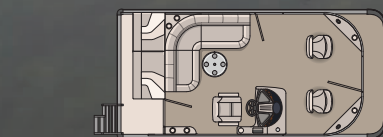
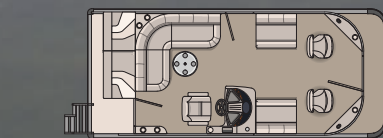
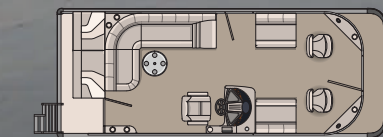
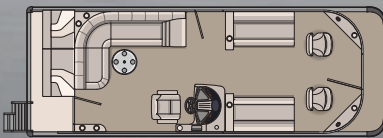
BF

STANDARD FEATURES

- Level 2-13 carbon fiber dash panel
- Livewell
- Fuel 32 gallon tank

OPTIONS

- Motor – trolling bow mount
- Privacy station frame and curtain



Tahoe LT BF 21'



Tahoe LT BF 19'



TAHOE LT BF/QL

LT QL A huge amount of entertaining space with four sunbathing lounges make QL the best choice for large groups.

QL

STANDARD FEATURES

- Two rear facing lounge benches
- Fuel 24 Gallon Transom tank



Tahoe LT QL 23'



Tahoe LT QL 25'



Tahoe LT QL 23'

PROMO
SERIES

STANDARD FEATURES — ALL TAHOE GT MODELS

- Mate Rotocast helmstand
- Level 2-12 Woodgrain dash panel
- Tachometer, volt, fuel gauges
- Steering — mechanical standard (no tilt)
- Huron multidirectional steering wheel
- Ladder rear starboard aluminum
- Boca diamond carpet
- Carpeted aluminum seat frames
- Aluminum seat frames with Flo thru ventilation
- Matrix 50 seat vinyl
- Custom chair
- USCG navigation lights
- Square front walls
- Traditional walls — lock stripped aluminum
- Flat graphic logos
- Bimini top with 1" square anodized frame
- Pull pin top release
- Fuel 12 gallon tank
- 4 stainless U bolt and cleat combo
- Impact resistant cast deck corners
- Square front deck
- Heavy duty rub rails with simulated bumper
- 23" pontoons
- Heavy duty hat channel crossbeams
- Pontoon spaced risers

OPTIONS — ALL TAHOE GT MODELS

- Cover — Playpen cover
- Covers — seat
- Deck vinyl floor full
- Deck vinyl floor partial
- Fender holders — quick release
- Gate — half — front with TM plug
- Lights — dock light White or Chrome
- Motor — electric E-Drive
- Platinum package
- Pontoon — upgrade to 25" pontoons
- Sound MS2013BT Bluetooth stereo
- Sound — speaker — Silver grill
- Sound — auxiliary input
- Steering — mechanical tilt
- Table — round thermoform
- Vinyl seat— Buckskin base color
- Vinyl seat— Silver base color
- Windshield with quick release

SPECIFICATIONS — ALL TAHOE GT MODELS

LENGTH CLASS	16'	18'	20'	22'
Boat Length Overall	17' 5"	19' 5"	21' 5"	23' 5"
Pontoon Length	16'	18'	20'	22'
Deck Length	16'	18'	20'	22'
Pontoon Diameter	23"	23"	23"	23"
Width	8'	8'	9'	8'
Dry Weight	1,350	1,600	1,750	2,000
Max. Weight Capacity	1,380	1,575	1,805	2,000
Max Persons Lbs.	950	1,070	1,250	1,450
Max Number Persons	6	8	9	10
Max. Engine HP	50	60	75	90



PROMO SERIES

TAHOE GT CR

GS CR Enjoy unexpected high-quality features in this practical, affordable traditional interior.



PROMO SERIES

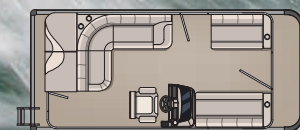
CR

OPTIONS

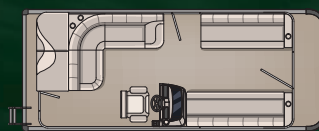
- Privacy station curtain and frame



22'



18'



20'



16'

Some models shown with optional equipment.



To see the Tahoe GT model video, simply scan in the QR Code with your smart device to visit our web site.

GT QF This fishing model offers a simple design and lots of room for uncomplicated angling.



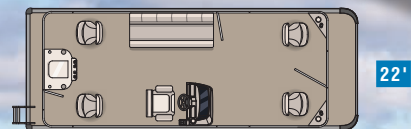
QF

STANDARD FEATURES

- Four fishing chairs
- Rear fishing center with rod holders

OPTIONS

- Livewell



Tahoe GT QF 18'

Tahoe GT QF 20'



TAHOE GT QF/QL

GT QL Have room for everyone with this affordable, high-quality, four lounge version.

QL

STANDARD FEATURES

- 2 rear benches

OPTIONS

- Privacy station curtain and frame



Tahoe GT QL 22'



Tahoe GT QL 20'

PROMO
SERIES

Some models shown with optional equipment.

STANDARD FEATURES — ALL SPORT MODELS

- Mate Rotocast helmstand
- Level 1 Brushed Champagne dash panel
- Steering — mechanical standard (no tilt)
- Huron multidirectional steering wheel
- Boca diamond carpet
- Carpeted aluminum seat frames
- Aluminum seat frames with Flo thru ventilation
- Matrix 50 seat vinyl
- Custom chair
- USCG navigation lights
- Radius front walls
- Traditional walls — Lock stripped aluminum
- Flat graphic logos
- Bimini top with 1" square anodized frame
- Pull pin top release
- 4 stainless U bolt and cleat combo
- Impact resistant cast deck corners
- Square front deck
- Heavy duty rub rails with simulated bumper
- 23" pontoons
- Heavy duty U bar crossbeams
- Pontoon spaced risers

SPECIFICATIONS — ALL SPORT MODELS

LENGTH CLASS	14'	16'
Boat Length Overall	15' 5"	17' 5"
Pontoon Length	14'	16'
Deck Length	14'	16'
Pontoon Diameter	23"	23"
Width	7'	7'
Dry Weight	1,150	1,350
Max. Weight Capacity	1,170	1,380
Max Persons Lbs.	800	950
Max Number Persons	5	6
Max. Engine HP	40	50

OPTIONS — ALL SPORT MODELS

- Dual battery smart switch
- Carpet — Deco upgrade from Royal
- Carpet — Royal — upgrade from Diamond
- Carpet snap-in (vinyl floor required)
- Cover — playpen cover
- Covers seat
- Cup holder lighted — fixed
- Cup holder moveable — SST cups
- Cup holder moveable — plastic cups
- Cup holders upgrade to SST
- Deck bolted
- Deck vinyl floor full
- Deck vinyl floor partial
- Deck Woodgrain or Silver vinyl floor rear
- Deck Woodgrain or Silver vinyl floor full
- Deck BTT — Wood or Silver rear
- Deck BTT — Wood or Silver full
- Deck Seagrass full
- Fish finder — Garmin color 500 C
- Fish finder — Garmin B/W 200
- Floor matting under seat
- Gate — half — front with TM plug
- GPS Garmin 50-S Color Inland
- GPS Garmin 50-S Color Coastal
- Grill SST rail pedestal
- Hour meter/tachometer combo upgrade
- Keels — side
- Keels — solid bottom
- Lights — dock full LED Chrome
- Lights — rear underwater
- Lights — under rub rail lighting
- Lights — mood blue set of 8
- Motor — electric E-Drive
- Motor — trolling bow mount
- Platinum package
- Shore power — A/C I/O, charger
- Shore power kit charger only
- Sound MS2013BT Bluetooth stereo
- Sound — Sirius radio receiver and antenna
- Sound — speaker — Silver grill
- Sound — USB / Auxiliary combined input
- Sound — Auxiliary input
- Steering — Baystar hydraulic tilt
- Steering — mechanical tilt
- Steering wheel, shiny spoke Black
- Steering wheel, shiny spoke Woodgrain
- Table — round Thermoform
- Table — smoked glass cocktail
- Table — smoked glass curved
- Table — smoked glass rectangle
- Table — smoked glass round
- Table — Woodgrain curved Thermoform
- Umbrella for table
- Vinyl seat — Buckskin base color
- Vinyl seat — Silver base color
- Wash down kit
- Water mist system
- Waveshield — aluminum
- Windshield with quick release
- Saltwater anode kit

7' WIDE SERIES



Tahoe SPORT FAM/FISH

7' WIDE SERIES



Sport Fish 14'



Sport Fish RE 16'



Sport Fam 14'



To see the Tahoe Sport model video, simply scan in the QR Code with your smart device to visit our web site.



LUXURY AND STRENGTH

Our total commitment to making the finest pontoon boats in the world has brought you the exciting Tahoe pontoons. These luxurious boats are a beautiful composition of the finest elements known to pontoon boating, along with more than 40 years of pontoon boat manufacturing experience. The finest construction, the most luxurious designs, and the largest group of unique standard features create a distinctly different and clearly superior pontoon boat that will exceed your expectations.

Tahoe is a vertically integrated builder. We manufacture the pontoons, framing, furniture, covers, and more right in our own production facility using the latest computer-driven equipment such as our Water Jet cutter, Gerber fabric cutter,

Tiger saws, and the latest in welding technology. As a result, we are able to achieve and control the highest degree of quality.

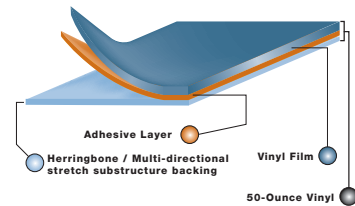
Our No. 1 investment, however, is our people. Tahoe's team of highly experienced welders, furniture makers, and assemblers descend from generations of Midwestern craftsmen who have been instrumental in the building of America. Our headquarters-based customer service staff will make sure your experience is exceptional.

Tahoe is rated as having one of the lowest incidents of warranty claims in the industry and has also received the NMMA CSI Award for outstanding customer service and quality five years in a row.

TAHOE PONTOONS OFFERS THESE EXCLUSIVE HEAVY-DUTY CONSTRUCTION FEATURES



- Tahoe's exclusive MATRIX 50 heavy-duty 50 gauge marine seat covering with a 24 percent substructure is tested strongest against tears and punctures.
- New Herringbone multi-directional stretch backing promotes quicker recovery.
- Greater stitch strength.
- Permaguard stain protection.



Plush seat cushions

Instead of buying pre-cut cushion material, we produce our own marine-grade cushion material and generously provide a 25 percent thicker, softer seat cushion.

Exclusive! Aluminum seat frames

The clearly superior aluminum seat frames come with a lifetime warranty. They are stronger, have extra large compartments for

more than 30 percent more storage capacity and have "Flo thru™" ventilation from the outside. "Flo thru™" allows your equipment to dry out, even while the cover is on, and keeps the entire compartment drier so mildew or fungus is less likely to develop. Aluminum frames won't crack or hold water like plastic, either!

Heavy-duty nose cone with our industry-first integrated nose cone splash fins!


The absolute strongest in the industry. The .100" thickness and one-piece construction makes it virtually impossible to break off a splash fin. The double-wrapped leading edge provides maximum impact protection.

Stronger! Double full pontoon connectors

Most models feature full riser pontoon connections inside and outside. Unlike our competitors' "small but skirted" riser connectors, full risers provide continuous strength along the entire pontoon.

Exclusive! Deco Series side keel protection

Special welded keels protect against damage from side impact. They also provide better performance as they limit the flow of water around the pontoon.



Interior drain

Tahoe exclusively now has a drain in the corner of the rear bench where water that would collect from rain during storage is expelled through a drain channel and off the boat. This significantly reduces the potential for stains that develop in the corners over time.

Reflective safety striping

Tahoe adds an additional level of night safety with striping that can be seen from a distance when exposed to light.

Industry's strongest double-bolted motor pod assembly

Tahoe offers .190" thickness with integrated splash fins. The 2"-thick aluminum sheathed

transom is fully welded. The entire pod is double bolted with at least 16 3/8" bolts and supported by more heavy-duty .190 hat crossbeams than any other pontoon boat.

Superior quality pontoon tube

The boats offer .090" thickness H5052 marine aluminum alloy. Multi-baffled near each weld for maximum strength and air lock, each pontoons and welded to rigid standards.

The best crossbeam and deck construction

Tahoe pontoon boats feature the latest in heavy-duty hull construction. Extreme thickness hat channel crossbeams are bolted to the industry's only double full riser assembly

with heavy-duty stainless bolts, nuts, and washers. Then 3/4", pressure injected, lifetime-guaranteed flooring is connected permanently to the crossbeams using superior grade stainless steel fasteners.

Strongest bow eye

Our standard equipment stainless bow eye is connected across three crossbeams with a 1/4" aluminum reinforcement strap, providing excellent strength for haul-out.

Wall joints

Wall joints are welded on all four sides for extra strength.



To learn more about Tahoe's Construction Process, take a plant tour by simply scanning in the QR Codes below with your smart device to see a video of the Tahoe factory.

Factory Tour Video 1



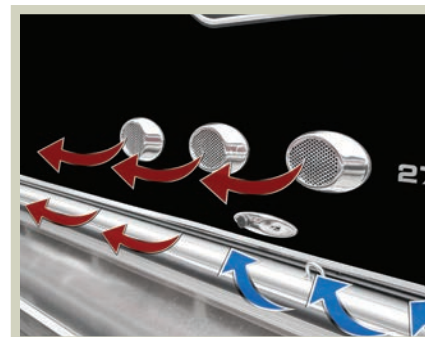
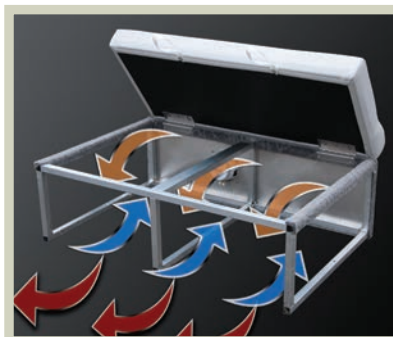
Factory Tour Video 2



Factory Tour Video 3



Five-year Bow to Stern Limited Warranty
PLUS Limited Lifetime Flooring, Boat Frame and Seat Frame Warranty.



WAVEGLIDER™ HIGH PERFORMANCE PACKAGES

WAVEGLIDER™ HIGH PERFORMANCE SYSTEM PROVEN PERFORMANCE AND DURABILITY

Waveglider™ with optional aluminum Waveshield



Tahoe's Waveglider high-performance system features triple pontoons with two full-length Waveglider lifting strakes each, giving you six exclusive, scientifically-designed hydrodynamic surfaces for your boat to glide on. Waveglider lifting fins cup the water, increasing upward energy and resulting in extreme lift, which reduces drag. That means more speed and a higher plane off the water. The Waveglider system controls water better so it turns quickly and smoothly without the radical weight shifting

caused by other types of high-performance pontoon boats. With Waveglider high performance, you'll experience a smooth, comfortable, super fast ride as you glide over the waves. It's the smart choice for those who are serious about safety, performance, durability, and fun.

To see the Tahoe Waveglider Performance Package video, simply scan in the QR Code with your smart device.



TRIPLE PONTOON SPECIFICATIONS

	Boat Length Overall	Pontoon Length Class	Deck Length	Pontoon Diameter	Width	Dry Weight Lbs.	Maximum Weight Capacity	Maximum Persons Lbs.	Maximum Number Persons	Maximum Engine
DECO SERIES										
25 25 - 3 Vision	Standard see boat page									
27 25 - 3 Vision	Standard see boat page									
23 25 - 3 Sierra	25' 3"	22'	22' 9"	25"	8.5'	3,215	2,290	1,740	10	225
25 25 - 3 Sierra	27' 3"	24'	24' 9"	25"	8.5'	3,700	2,555	1,910	12	250
27 25 - 3 Sierra	29' 3"	26'	26' 9"	25"	8.5'	4,400	2,840	1,900	14	300
27 27 - 3 Sierra Funship	Standard see boat page									
C SERIES										
20 25 - 3 Vista	22' 6"	20'	20'	25"	8.5'	2,550	2,370	1,720	12	175
22 25 - 3 Vista	24' 6"	22'	22'	25"	8.5'	2,800	2,580	1,780	12	225
24 25 - 3 Vista	26' 6"	24'	24'	25"	8.5'	3,000	2,850	2,080	15	250
26 25 - 3 Vista	28' 6"	26'	26'	25"	8.5'	3,125	3,200	2,400	17	300
24 27 - 3 Vista Funship	Standard see boat page									
26 27 - 3 Vista Funship	Standard see boat page									
A SERIES										
20 25 - 3 Cascade	22' 6"	20'	20'	25"	8.5'	2,370	2,370	1,720	12	175
22 25 - 3 Cascade	24' 6"	22'	22'	25"	8.5'	2,580	2,580	1,780	12	225
24 25 - 3 Cascade	26' 6"	24'	24'	25"	8.5'	2,850	2,850	2,080	15	250
26 25 - 3 Cascade	28' 6"	26'	26'	25"	8.5'	3,125	3,200	2,400	17	300
PROMO SERIES										
19 23 - 3 LT	20' 6"	18'	18'	23"	8.5'	2,500	2,030	1,430	10	100
21 25 - 3 LT	22' 6"	20'	20'	25"	8.5'	2,750	2,240	1,300	10	175
23 25 - 3 LT	24' 6"	22'	22'	25"	8.5'	2,900	2,560	1,600	12	225
25 25 - 3 LT	26' 6"	24'	24'	25"	8.5'	3,100	2,825	2,050	14	250
16 23 GT	n/a									
18 23 GT	n/a									
20 23 GT	n/a									
22 23 GT	n/a									
7' SERIES										
14 23 Sport	16' 6"	14'	14'	23"	7'	2,150	2,080	1,400	5	40
16 23 Sport	18' 6"	16'	16'	23"	7'	2,600	2,265	1,560	6	50

WAVEGLIDER™ 5X7 TURNING PACKAGE



Enjoy maximum performance, sharper turns, higher lift, and more speed by equipping your craft with the 5X7 High Performance Turning Package. The 5X7 package includes the Waveglider™ triple pontoons with exclusive lifting fins PLUS an upgrade to a 27" center pontoon, Waveshield, ski tow bar, and electric power assist steering! To add 5x7 performance to your Vision model just add the 27" center pontoon and power assist steering to the already standard waveglider package. (Funship models are already equipped with triple 27" pontoons and therefore are not available as 5x7).

For great lift and increased weight capacity at lower cost, try the

EXPRESS CENTER HIGH PERFORMANCE PONTOON

Get more out of your standard twin pontoon by equipping it with the Express Center pontoon. The Express pontoon is a compact length center pontoon equipped with our Exclusive HPP lifting fins. Placed in front of the motor pod, this pontoon provides for more stability, more speed, and better turning than the standard twin pontoon setup.



WATERSPORT OPTIONS

Some high-performance options are available factory installed only!



Power Assist Steering – Add power assist steering to give your boat even better handling and turning capability – requires upgrade to Sea Star Hydraulic steering



In Floor Storage Compartment – factory installed only in center pontoon models



Performance Options

Rough Water Package (factory installed only for Waveglider™ and 5 X 7) – suggested when boat is going to be consistently exposed to very rough water. Adds extra welding and extreme duty riser components

Aluminum Waveshield (factory installed only) – prevents water from hitting crossbeams and underside of deck while underway

Watersports Options

Ski Tow Bar – allows convenient towing for skiers and tubes

Decosport™ Waterski/Wakeboard Tower – 8.5' wide only (with optional canvas top) provides preferred elevation of the ski pylon for wakeboarders and advanced skiers.*

Tower Options


- High power speakers with microphone
- Spotlight
- Tower racks (four pieces – two sides)



*Please follow all safety rules when towing watersports equipment. Do not overload ski tow bar or Waterski/wakeboard tower.

Inboard/Outboard power available for Vision Sandbar, Sierra 25' and 27' Elite, Sierra 27' Funship and Vista 24' & 26' Elite and Funship. Choice of Mercruiser 6 cyl. or 8 cyl. power (see dealer for all available engine models and drives)

Standard Ski Tow Bar
Optional Swim Platform
Optional Corsa
Standard Stainless Steel Propeller



I/O Standard Features

- Waveglider high-performance 27" diameter triple pontoon system
- Power assist steering
- Aluminum Waveshield
- 45-gallon fuel capacity
- Bilge blower, bilge pump
- Oil and temp gauges
- Ski Tow bar

I/O Options

- Corsa Captain's choice through hull exhaust
- In-floor ski storage
- Rear swim platform

Optional Swim Platform

To learn more about Tahoe's I/O Options, simply scan in the QR Code with your smart device.



Some models shown with optional equipment.



1. Admiral Stand
2. Commander's Stand
3. Captain Stand
4. Ensign Stand
5. Mate stand
6. Carbon fiber color dash option - all models (standard on fish models)
7. Sport Dash Panel
8. Raised Platform
9. Admiral Chair
10. King Chair
11. Commander Chair
12. Captain Chair
13. Custom Chair
14. Double wide Chair
15. Dinette



To learn more about Tahoe's Features & Options, simply scan in the QR Code with your smart device to visit our web site.

FEATURES/OPTIONS


- 16. Vinyl Taupe
- 17. Vinyl - Gray
- 18. Vinyl Woodgrain
- 19. Vinyl Silver Woodgrain
- 20. BTT Woodgrain/Black
- 21. BTT Woodgrain/White
- 22. BTT Silver
- 23. Seagrass
- 24. Carpet Deco Sand
- 25. Carpet Royal Sand
- 26. Carpet Snap In
- 27. Mooring Cover
- 28. Carpet Deco Mica
- 29. Carpet Royal Mica
- 30. Natural Color Faux Teak Flooring
- 31. Playpen Cover
- 32. Carpet Deco Sterling
- 33. Diamond Carpet Boca
- 34. Silver Faux Teak Flooring
- 35. Full Camper Enclosure
- 36. Half Camper Enclosure
- 37. Seat Covers
- 38. Half enclosure with Bow Cover
- 39. GPS - Garmin 50S Color
- 40. Fishfinder - Garmin 200 B/W
- 41. Fishfinder - Garmin 500C Color
- 42. Jensen JMS 2212 stereo with USB
- 43. Jensen MS2013BT Blue Tooth Stereo
- 44. Premium Sound System
- 45. Lighting - Interior Mood - Blue
- 46. Lighting - SST Docking LED Accent
- 47. Lighting - Rear Underwater
- 48. Lighting - Cupholder
- 49. Table - Smoked Glass - Curved
- 50. Table - Smoked Glass - Rectangular
- 51. Table - Smoked Glass - Large Cocktail
- 52. Table - Smoked Glass - Small Cocktail
- 53. Table - Formed Curved Woodgrain
- 54. Table - Formed Round - Off White
- 55. Table - Ottoman Cooler



COLOR CHARTS



- 56. Dual Bimini Top
- 57. Electric Bimini Top
- 58. Bimini Top For Funship Roof
- 59. Umbrella
- 60. Electric rear Lounge
- 61. Canvas Colors
- 62. Wine Rack For Lounge Arm
- 63. Trash Can For Lounge Arm
- 64. Refreshment Center – ILO Lounge Arm
- 65. Refrigerator Center – ILO Lounge Arm
- 66. Electric Wine Rack
- 67. Gas Grill
- 68. Portable Cup Holder
- 69. Fender Holder
- 70. Extended rear deck
- 71. Livewell Under Bench
- 72. Flagpole With Flag



WALL COLORS

Primary Wall Color	All Models	WHITE	BLACK	BURGUNDY	BLUE	CHAMPAGNE	RED	SILVER METALLIC	WHITE FROST METALLIC	CHARCOAL METALLIC
Secondary Wall Color (Upcharge to change from standard)	Standard on Vision and C Series Optional on Sierra and A Series	BLACK	CHAMPAGNE	CHAMPAGNE	WHITE	BLACK	WHITE	CHARCOAL	CHARCOAL	SILVER
Seating Color Combinations Deco Series	White Base Color	BLACK	BURGUNDY	BLUE	TOPAZ	RED	GREEN	YELLOW	BROWN	
	Buckskin Base Color	BLACK	BURGUNDY	BLUE	TOPAZ	RED	GREEN	YELLOW	BROWN	
	Silver Base Color	BLACK	BURGUNDY	BLUE	TOPAZ	RED	GREEN	YELLOW	BROWN	
Seating Color Combinations C Series	White Base Color	BLACK	BURGUNDY	BLUE	TOPAZ	RED	GREEN	YELLOW	BROWN	
	Buckskin Base Color	BLACK	BURGUNDY	BLUE	TOPAZ	RED	GREEN	YELLOW	BROWN	
	Silver Base Color	BLACK	BURGUNDY	BLUE	TOPAZ	RED	GREEN	YELLOW	BROWN	
Seating Color Combinations A Series	White Base Color	BLACK	BURGUNDY	BLUE	TOPAZ	RED	GREEN	YELLOW	BROWN	
	Buckskin Base Color	BLACK	BURGUNDY	BLUE	TOPAZ	RED	GREEN	YELLOW	BROWN	
	Silver Base Color	BLACK	BURGUNDY	BLUE	TOPAZ	RED	GREEN	YELLOW	BROWN	
Seating Color Combinations Promo Series	White Base Color	BLACK	BURGUNDY	BLUE	TOPAZ	RED	GREEN	YELLOW	BROWN	
	Buckskin Base Color	BLACK	BURGUNDY	BLUE	TOPAZ	RED	GREEN	YELLOW	BROWN	
	Silver Base Color	BLACK	BURGUNDY	BLUE	TOPAZ	RED	GREEN	YELLOW	BROWN	

THE CERTIFIED ADVANTAGE

The NMMA Certified label on an Tahoe Pontoon boat lets you know it was built to meet, and often exceed, the industry's strictest



quality and safety standards for critical components such as electrical systems, powering, flotation, fuel systems and navigation lights. Certified boats must also pass rigorous annual inspections from independent third-party inspectors. According to U.S. Coast Guard statistics NMMA Certified boats have been shown to be safer than non-certified boats.



Tahoe's exclusive MATRIX 50 heavy-duty 50 gauge marine seat coverings with a 24% substructure is tested strongest against tears, punctures and stains.

Tahoe

Pontoons®

© 2014



Graphic design by
The F.P. Horak Company
www.fphorak.com

Tahoe's superior innovation and customer satisfaction is recognized by the NMMA CSI AWARD for 2008, 2009, 2010, 2011, 2012 and 2013 and the Marine Industry 2012 Innovation Award!



903 Michigan Avenue, Alma, Michigan 48801
Toll Free: 800.334.2913 • 989.463.2112 • Fax: 989.463.8226
www.tahoe pontoons.com

Dimensions, capacities, ratings and additional specifications plus complete warranty and service information are available from your Tahoe dealer. Product illustrations and data within this catalog are based upon information available at the time of publication. Tahoe reserves the right to make changes without notice or obligation. Ask your local Tahoe dealer for the most current product specifications prior to purchase. Some of the equipment shown separately or on products illustrated in this catalog may be optional at extra cost. All Tahoe boats meet or exceed the standards established by the ABYC and USCG flotation, fuel systems, ventilation, electrical and safety.



www.facebook.com/TahoePontoons