


## MS-RA770 Fusion Marine Stereo, OEM

GARMIN PN: 010-01905-10

AVALON PN: 128925

### Troubleshooting

The stereo does not respond to key presses.

- Hold  until the stereo turns off, and turn it on again to reset the stereo.
- Disconnect power to the stereo for two minutes to reset the stereo.

My Bluetooth audio is interrupted by short breaks

- Ensure the media player is not covered or obstructed.  
Bluetooth technology performs best with line-of-sight operation.
- Bring the media player within 10 m (33 ft.) of the stereo.
- Turn off the **DISCOVERABLE** setting after pairing a Bluetooth device to the stereo.
- Wi-Fi signals may interfere with Bluetooth device connections. You should turn off the Wi-Fi setting on your stereo if you are not using it.

The stereo does not display all song information from my Bluetooth source.

The availability of song information such as song title, artist name, track duration, and album cover artwork depends on the capability of the media player and music application.

### Network Troubleshooting







If you cannot see or connect to Fusion PartyBus devices on the network, perform these steps.

- Verify that all Fusion PartyBus devices, network switches, routers, and wireless access points are connected to the network and turned on.
  - Verify that wireless Fusion PartyBus devices are connected to a wireless router or wireless access point on the network.  
**NOTE:** Wired connections are more reliable than wireless connections. If possible, you should connect devices to the network using an Ethernet cable.
  - Verify that only one device, either a stereo or a router, is configured as a DHCP server.
  - Change the channel on your router or wireless access point to test for and correct interference.  
You may experience wireless interference if there are many nearby wireless access points.
  - Disconnect Bluetooth devices to test for and correct interference.  
Connecting a Bluetooth device to a stereo configured as a wireless access point or client may reduce wireless performance.
  - If you are experiencing trouble connecting, make sure your router supports 2.4 GHz band connections.  
When connecting to a wireless router, this device is compatible with only 2.4 GHz band connections, and cannot connect to a 5 GHz band.
  - If you configured static IP addresses, verify that every device has a unique IP address, that the first three sets of numbers in the IP addresses match, and that the subnet masks on every device are identical.
-

- If you have made configuration changes that might be causing networking issues, reset all network settings to the factory default values.

### Network Status Icons

A network-status icon is shown on some screens of the stereo. You can refer to this table to understand the appearance of the icon and help diagnose issues with the Fusion PartyBus network.

	The stereo is configured for a wired network connection and connected to a wired network using an Ethernet cable.
	The stereo is configured for a wired network connection, but cannot detect the wired network. An Ethernet cable may not be connected or there may be other problems with the network.
	The stereo is in Wi-Fi accessory configuration (WAC) mode, which allows for an easy connection to Apple devices.
	The stereo is configured as a wireless access point.
	The stereo is configured as a wireless client and connected to a wireless access point. The number of bars indicates the signal strength.
	The stereo is configured as a wireless client, but is not connected to a wireless access point. There may be a problem with the connection settings or with the wireless access point.

### The stereo keeps locking up when connected to an Apple device

- Press and hold the power button to reset the stereo.
- Reset the Apple device. Go to [www.apple.com](http://www.apple.com) for more information.
- Make sure you have the latest version of iTunes® and the latest operating software on your Apple device.

### The stereo is not finding my connected Apple device

- Make sure your Apple device supports Interface Accessory Protocol 2 (iAP2). This stereo is not compatible with iAP1 devices.
- Make sure you have the latest version of iTunes and the latest operating software on your Apple device.
- Make sure you have the latest version of the Fusion-Link application on your Apple device.
- Reset the Apple device.  
Go to [apple.com](http://apple.com) for more information.
- Contact your Fusion dealer or go to [support.garmin.com](http://support.garmin.com).

### My Apple AirPlay audio is interrupted by short

#### breaks

- Make sure the Apple device is not covered or obstructed.
- Make sure the Apple device has a good connection to the same Wi-Fi network as the stereo.
- Make sure the Apple device is not connected to the stereo using Bluetooth technology and Wi-Fi. Using both a Bluetooth and a Wi-Fi connection may cause playback interruptions.