

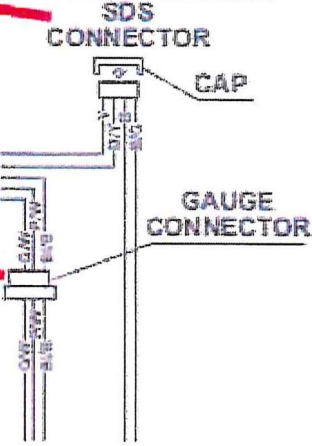
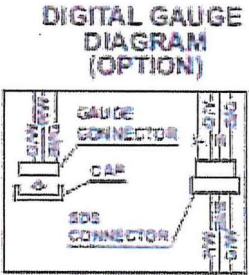


THE
ULTIMATE™
4-STROKE OUTBOARD

Conversion diagrams to adapt mechanical engines for digital gauges.

There is a provision to use the existing main harness to transfer digital data from the engine to console. The 4 pin connector on the main engine harness used for the standard monitor warning gauge can be converted to receive digital data. This will allow digital gauges and other devices to be used on any mechanical engine from DF40~250.

DF40A/50A/50AV/60A/60AV Digital Gauge Conversion

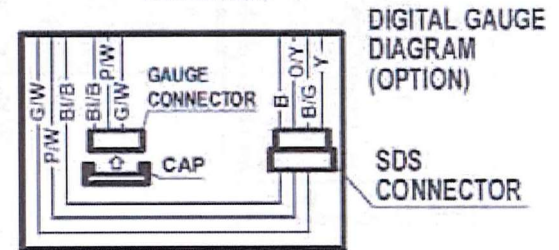
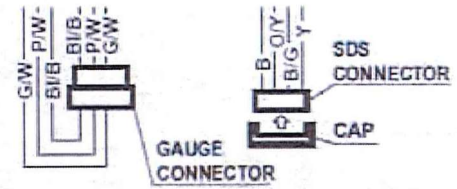


DF70A-90A Digital Gauge Connections



SDS
Connector


Gauge
Connector



DIGITAL GAUGE
DIAGRAM
(OPTION)

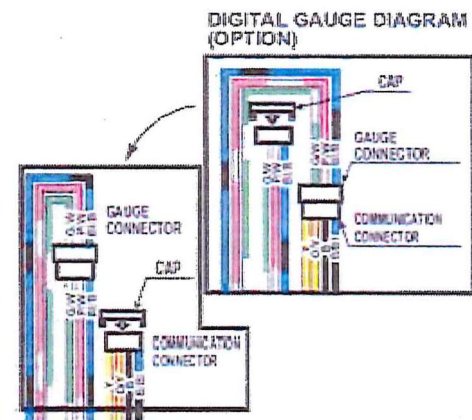
SDS
CONNECTOR

DF115A-140A Gauge Connection




Gauge
Connector

Communication
Connector



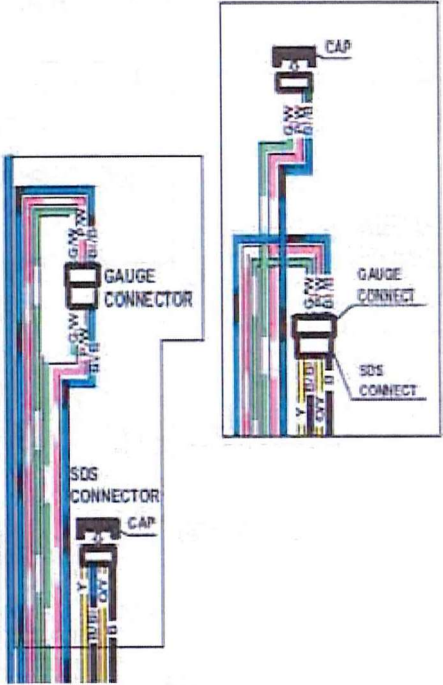
DF150A-175A-200A Digital Gauge Connection




SDS Connector

Gauge Connector

DIGITAL GAUGE DIAGRAM (OPTION)



DF225T-250T-250SS Digital Gauge Connections



Gauge Connector

Communication Connector

DIGITAL GAUGE DIAGRAM (OPTION)

MODIFICATION OF WIRING *1, *2.

